

# March Language Arts

# word mats

Proud to Be Primary

20 ELA  
Worksheets

4 Activities  
on Each  
Page

26 Skills  
Covered

Printable &  
Digital

No-Prep &  
Versatile

Name: Wendy

### Verbs

Color things that are green



Date: March 23


### Sight Words

Find the hidden sight words and use the key to color.  
COLOR KEY  
time=green  
has=white  
look=orange  
more=black  
go=brown



### Sentences

Read each sentence carefully and add those things to the picture.



© Proud to be PRIMARY 2016

# March Language Arts

# Word mats

20 Word Mats for each month. Every mat is different.

Each mat covers 4 different language skills and standards.


Seasonal clip art and graphics used to illustrate.

Name: \_\_\_\_\_

Date: \_\_\_\_\_


## Spelling

Say each Fruit, sound it out, and fill-in the missing vowels.



## Long Vowels

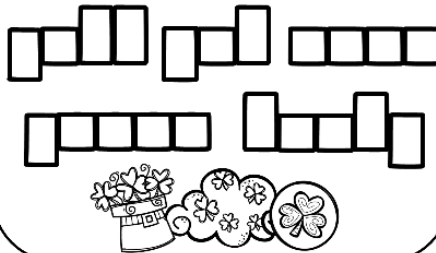
Trace and fill in the correct long vowel. Color the picture with long 'a'.



## Printing


Print the words into the correct letterboxes.

coin green lucky pot gold



## Inflectional Endings

Circle the words that match the pictures.



Each section is clearly explained and represented.

Bolded instructions helps kids focus on important information.

Quick review activities to help build fluency with ELA standards.

A large variety of language arts activities.

Name: David

Date: March 6

**Nouns**  
Trace the names and color the common nouns.


pot      leaf

bug      frog

**Punctuation**  
Read and add a question mark to the end of these questions.

- Do you have a 4-leaf clover?
- Will you read me a book?

**Vocabulary**  
Read, trace, and draw a picture to illustrate the meaning of the word.

rainbow 

**Opposites**  
Draw and trace the opposites.

small      big

wet      dry

sit      stand

go      stop

# Skills covered in word mats

- ♥ rhyming words
- ♥ printing
- ♥ spelling
- ♥ phonics
- ♥ grammar
- ♥ sentence structure
- ♥ punctuation
- ♥ capitalization
- ♥ blends & digraphs
- ♥ compound words
- ♥ vocabulary
- ♥ sight words
- ♥ vowels (short & long)
- ♥ vowel teams
- ♥ letter sounds

Name: -----

Date: -----

### Nouns

Trace the names of the common nouns.



mouse



bird




bunny



frog

### Opposites

Draw a line to match the pictures to its opposite and trace the words.



short



sun



down

### Vocabulary

Read, trace, and draw a picture to illustrate the meaning of the word.

clover

### Punctuation

Read the sentences and circle the correct ending punctuation: period (.), exclamation mark (!), or question mark (?).



1. Do you like the color green

. ! ?

2. I was so lucky when I found a gold coin

. ! ?

3. She read books in her room all day

. ! ?



Name: -----

Date: -----

### Blends

Write the correct initial blend at the beginning of each word.



\_\_ull



\_\_ass



\_\_OSS



\_\_OW



\_\_awl



\_\_oss



\_\_ain



\_\_OSS

### Printing

Trace and print the words on the lines.

chick



dirt



### Sentences

Circle the sentence that matches the picture.



- The woman told a joke to the class.
- The woman read a book to the class.
- The man read a book to the class.

### Adjectives

Look at the pictures. Write an adjective to describe the nouns.



\_\_\_\_\_



\_\_\_\_\_



\_\_\_\_\_



\_\_\_\_\_



\_\_\_\_\_




\_\_\_\_\_

Name: \_\_\_\_\_

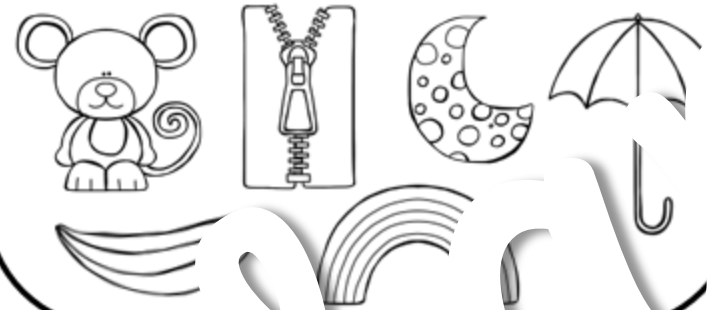
Date: \_\_\_\_\_

### Phonics

Color words that start with 'k'



Color words that start with 'm'



### Sight Words

Read, trace, fill letter boxes, and spell sight words.

go g o [ ] [ ] [ ]  
write write [ ] [ ] [ ]  
more more [ ] [ ] [ ]

### Pronouns

Use the pronoun to replace the noun.

1. Maureen found a shamrock.  
He She It
2. The kids read books in class.  
We They She



### Verbs

Write the verbs next to the pictures. Use the words from the word list.



WORD LIST: dance, lean, kick, eat

Name: -----

Date: -----

### Verbs

Color things that are green.




### Sight Words

Find the hidden sight words and use the key to color.

#### COLOR KEY

- time = green
- has = white
- look = orange
- more = pink
- to = blue
- row = yellow



### See and Do

Read each sentence and draw what the picture.

- Draw clouds in the sky and the sun.
- Draw rain coming out of the clouds.
- Draw a rainbow across the sky.
- Draw yourself standing under an umbrella.
- Draw 2 butterflies and a kite flying in the sky.
- Color and add your own details!






# Digital word mats

Name: \_\_\_\_\_ Date: \_\_\_\_\_

**Sight Words**  
Read, trace, and spell sight words.


time  time


look  look


 has  has

tow  two

**Prepositions**  
Copy the correct preposition from the word bank in the blank spaces beside each picture.





 The boy is kicking a soccer ball  his foot.

 The bear is holding a shamrock  of him.

 The girl has a book  her lap.





Word Bank: on, with, in front





**Phonics**  
Circle the correct ending sound.

u m r c l d g l d c t o

**Verbs**  
Circle things that move.

© 2015 to Present - Eliza Sycraft. Proud to be Primary!



# Images to Use in Seesaw

# word mats

Image files for each sheet are included for use with Seesaw or another secure, password-protected platform for your classroom of students.



Slide1



Slide2



Slide3



Slide4



Slide5



Slide6



Slide7



Slide8



Slide9



Slide10



Slide11



Slide12



Slide13



Slide14



Slide15



Slide16



Slide17



Slide18



Slide19



Slide20



Slide21



Slide22



Slide23



Slide24



Slide25



Slide26



Slide27



Slide28



Slide29



Slide30

There is also an interactive PowerPoint file included that you can upload and use in Microsoft Teams.







**Name:** Neal

**Date:** March 15



**Syllables**  
Write the correct number of syllables for each picture.

puddle  frog   
 cloud  tulip

**Vowels**  
Circle the correct long vowel sound.  
The vowels are a, e, i, o, u.

 aeiou  aeiou  aeiou  
 aeiou  aeiou  aeiou

**Diphthongs**  
Write 'AU' in each word. Read each diphthong.

pause  sauce autumn  
 launch  haunt author

**Sentences**  
Write a sentence using the given word.  
Remember to use ending punctuation.

leprechaun: The  
 leprechaun is sneaky.  
 puddle: The puddle  
 is big.

© Proud to be PRIMARY 2016

# Use word mats for...

- ♥ Independent reading
- ♥ Small group instruction
- ♥ Fast finishers
- ♥ Reader's Workshop
- ♥ Morning work
- ♥ Assessments
- ♥ Literacy centers
- ♥ Sub-plans
- ♥ Home practice

# Why You Need

# word mats

- Word Mats are aligned to the **Common Core Standards** and covers **26 skills each month (4 on each page)**.
- Word Mats help **build English Language Arts skills** and provide daily **review and practice in 1<sup>st</sup> grade** (challenge for K & review in 2<sup>nd</sup> grade).
- Create a booklet of morning work activities that students can work on independently each morning and build important skills at the same time!
- **20 simple and no-prep worksheets** to engage students with each day.



- **Save time** as your word work activities are ready for you! Great in sub-plans or for your fast finishers!
- This **versatile resource** is great for small group instruction, morning work, literacy centers, home practice, online practice, and more!



"My students found this resource engaging, but I love it even more. It covers a wide array of word practice and is easy for students to follow."

Date: March 23

### Sight Words

Find the hidden sight words and use the key to color.

**COLOR KEY**  
 time=green  
 has=white  
 look=orange  
 more=black  
 go=brown



### Sentences

Read each sentence carefully and add those things to the picture.

- Draw 3 clouds in the sky and the sun.
- Draw rain coming out of the clouds.
- Draw a rainbow across the sky.
- Draw yourself standing under an umbrella.
- Draw 2 butterflies and a kite flying in the sky.
- Color and add your own details!

Date: March 15

### Diphthongs

Write 'AU' in each word. Read each diphthong.

pause    sauce    autumn  
 launch    haunt    author

### Sentences

Write a sentence using the given word. Remember to use ending punctuation.

leprechaun: The leprechaun is sneaky.  
 puddle: The puddle is big.

### Syllables

Correct number of syllables for each picture.

puddle    frog  
 cloud    tulip

### Vowels

Circle the correct long vowel sound. The vowels are a, e, i, o, u.

aeiou    aeiou    aeiou  
 aeiou    aeiou    aeiou

### Nouns

Trace the names and color the common nouns.

pot    leaf  
 bug    frog

Date: March 6

### Opposites

Draw and trace the opposites.

small    big  
 dry

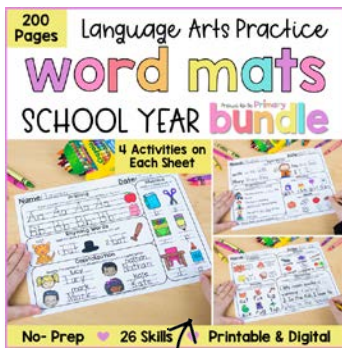
"This was a great buy, and my students loved them. They were engaging and interactive, all the while letting the students learn the standards. I highly recommend it!"

# Want more word work?

Gain more fun word work activities to use in K-2!



## Literacy resources for K-2



Click the images to see literacy resources with  
**EVERYTHING** you need for the whole year!



# Want a FREE Sample of word mats?



Click below to GET A FREE SET OF  
Word MATS FOR FREE!



I'd love for you to try this  
resource with your  
students to see if they  
are a perfect fit for your  
students!

[CLICK HERE TO  
GRAB YOUR  
FREE SAMPLE!](#)