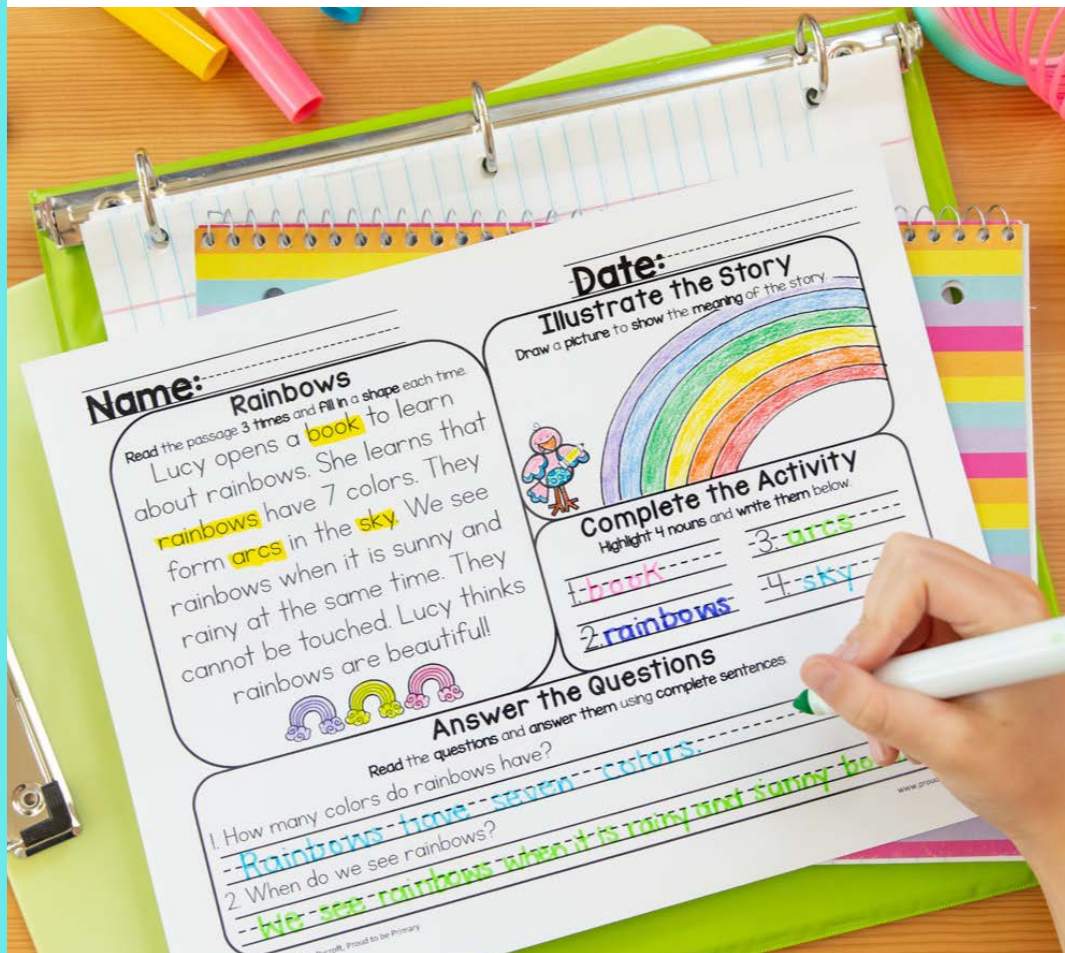


March Reading Practice comprehension mats

Proud to Be Primary



20 Fluency
Passages

Comprehension
Questions

2 Types of
Pages

Engaging
Activities

No-Prep
Printable &
Digital

1st Type of comprehension mats

Proud to Be Primary

20 different Comprehension Mats for each month. Each mat has a reading passage and follow-up comprehension questions and activities to complete.


Passages with decodable words, theme words, and sight words.

Build fluency with repeated reading.


Name: _____ **Date:** _____

Lucky the Leprechaun
Read the passage 3 times and fill in a shape each time.

Lucky the Leprechaun is an Irish fairy. He is short and wears green. Lucky is very fast. He likes to fix broken shoes and search for gold. He has a big pot full of gold at the end of the rainbow. Can you catch lucky?



Illustrate the Story
Draw a picture to show the meaning of the story.



Complete the Activity
Highlight 4 adjectives and write them below.

1. _____	3. _____
2. _____	4. _____

Answer the Questions
Read the questions and answer them using complete sentences.

1. What is Lucky?

2. What does Lucky like to do?

Illustrate or write the meaning of the passage.

Locate and highlight parts of the text to complete questions & activities.

Answer questions that require them to refer to text for the answers.

Name: _____

Date: _____

Four-Leaf Clover

Read the passage 3 times and fill in a shape each time.

Clovers are small, green plants that grow in the ground. Most clovers have 3 leaves. A four-leaf clover is hard to find. If you find a four-leaf clover, you will have good luck. If you see a four-leaf clover



Illustrate the Story

Draw a picture to show the meaning of the story.



Complete the Activity

Highly recommend 'I' words and write them below.

1. _____	3. _____
2. _____	4. _____

Answer the Questions

Read the questions and answer them using complete sentences.

1. What are four-leaf clovers?

2. What will you have if you find a four-leaf clover?



2nd Type of Comprehension mats

Proud to Be Primary

20 different Comprehension Mats for each month. Each mat has a reading passage and follow-up comprehension questions and activities to complete.

Passages with
decodable
words, theme
words, and
sight words.

Build fluency
with repeated
reading.

Name: _____		Date: _____	
Spring is Here Read the passage 3 times and fill in a shape each time. Spring is one of the four seasons in a year. It brings growth and new life. Baby animals are born. The days get longer and warmer. Sunlight and rain help plants to grow. Everything turns green again. 		Make a Connection Draw a picture to show your connection to the story. 	
		Answer the Question Read the questions and check off the correct answers. 1. Spring is one of _____ seasons. <input type="radio"/> three <input type="radio"/> four <input type="radio"/> five 1. The days get _____. <input type="radio"/> longer <input type="radio"/> shorter <input type="radio"/> faster	
Order the Events Draw or write 3 parts from the story in order.			
1	2	3	

© Proud to be PRIMARY 2016

Illustrate or
write a
connection
they made.

Read
questions,
check off
the answer,
and fill in the
blanks.

Draw or write the events of the story
in three steps in order.

Proud to Be Primary

Name: _____

Date: _____

Catching Caterpillars

Read the passage 3 times and fill in a shape each time.

Katy sees a caterpillar in a tree.
She put the caterpillar into her
bug jar. She goes searching for
more. She finds a branch full.
She adds two caterpillars and
some leaves to her jar. Katy
excited to watch them change
into butterflies.



Make a Connection

Draw a picture to show your connection to the story.



Answer the Question

Read the passage and check off the correct answers.

1. Katy finds a _____ full.

☐ branch

☐ leaf

☐ tree

1. She adds _____ caterpillars.

☐ ten

☐ tree

☐ two

Order the Events

or write 3 events from the story in order.

1

2

3

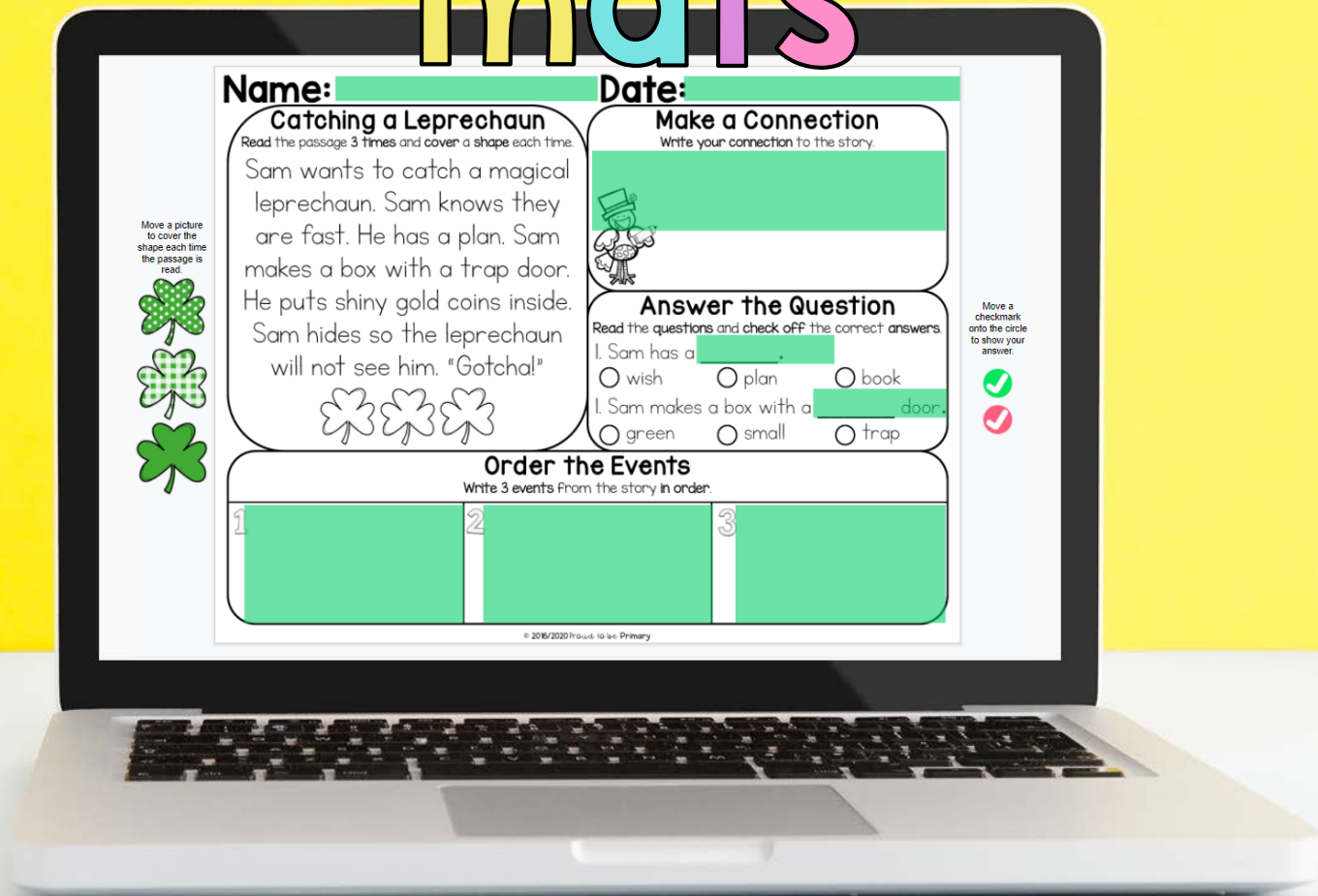
March Passage Topics

comprehension mats


- | | |
|----------------------------|-----------------------------|
| 1. Lucky the Leprechaun | 11. Rainbows |
| 2. Catching a Leprechaun | 12. Jumping in Puddles |
| 3. Four Leaf Clover | 13. Butterfly Life Cycle |
| 4. St. Patrick's Day | 14. Catching Caterpillars |
| 5. St. Patty's Day Party | 15. Building a Nest |
| 6. Luck of the Irish | 16. Ruby, the Robin |
| 7. Ellie's Favorite Season | 17. Fiction vs. Non-Fiction |
| 8. Spring is Here | 18. Storytime |
| 9. Sensing the Storm | 19. Dr. Seuss |
| 10. Soccer Score | 20. Book Collection |

Digital comprehension mats

Proud to Be Primary



Name: _____ **Date:** _____

Catching a Leprechaun
Read the passage 3 times and cover a shape each time.
Sam wants to catch a magical leprechaun. Sam knows they are fast. He has a plan. Sam makes a box with a trap door. He puts shiny gold coins inside. Sam hides so the leprechaun will not see him. "Gotcha!"


Make a Connection
Write your connection to the story.

Answer the Question
Read the questions and check off the correct answers.
1. Sam has a _____.
☐ wish ☐ plan ☐ book
1. Sam makes a box with a _____ door.
☐ green ☐ small ☐ trap

Order the Events
Write 3 events from the story in order.
1. _____ 2. _____ 3. _____

© 2016/2020 Proud to Be Primary

Move a picture to cover the shape each time the passage is read!



Move a checkmark onto the circle to show your answer.



A link and instructions are provided to make a copy of a Google Slides™ document that you can use with your students.

Images to Use in Seesaw comprehension mats

Image files for each sheet are included for use with Seesaw or another secure, password-protected platform for your classroom of students.



march
comprehension
mats_Page_01



march
comprehension
mats_Page_02



march
comprehension
mats_Page_03



march
comprehension
mats_Page_04



march
comprehension
mats_Page_05



march
comprehension
mats_Page_06



march
comprehension
mats_Page_07



march
comprehension
mats_Page_08



march
comprehension
mats_Page_09



march
comprehension
mats_Page_10



march
comprehension
mats_Page_11



march
comprehension
mats_Page_12



march
comprehension
mats_Page_13



march
comprehension
mats_Page_14



march
comprehension
mats_Page_15



march
comprehension
mats_Page_16



march
comprehension
mats_Page_17



march
comprehension
mats_Page_18



march
comprehension
mats_Page_19



march
comprehension
mats_Page_20



march
comprehension
mats_Page_21



march
comprehension
mats_Page_22



march
comprehension
mats_Page_23



march
comprehension
mats_Page_24



march
comprehension
mats_Page_25



Use comprehension mats for...

- ♥ Independent reading
- ♥ Small group instruction
- ♥ Fast finishers
- ♥ Reader's Workshop
- ♥ Morning work
- ♥ Assessments
- ♥ Literacy centers
- ♥ Sub-plans
- ♥ Home practice

Why You Need comprehension mats

- This ONE reading resource is all you need to build reading fluency through repeated reading.
- Help students build reading comprehension skills with follow-up questions and activities for each passage.
- 20 engaging reading passages provide variety and keep interest high!
- Save time as your reading comprehension activities are ready for you!
- This no-prep, versatile resource is great for independent reading, reader's workshop, small groups, sub-plans, morning work, literacy centers, home practice, and more!



"I can't say enough wonderful things about these mats! I just wish I had bought the bundle instead of individual ones! These are fabulous and my kids are very engaged by them. I think it's a great early finisher activity :)"

"We love these for mastering locating answers in the text and writing complete sentences! The grammar portions have just been a bonus! I can't wait to continue using these throughout the year, thank you!"

Name: _____

Storytime

Read the passage 3 times and fill in a shape each time.

Jane's favorite thing at school is storytime. She likes fairy tales and animal stories. She smiles when her teacher uses funny voices. She also enjoys drawing a picture after. Jane wants to be an author one day.



Answer the Question

Read the questions and check off the correct answers.

1. Jane likes _____.
☒ fairy tales ☐ mysteries ☐ fiction
2. Jane wants to be an _____ one day.
☐ writer ☐ artist ☒ author

Order the Events

Draw or write 3 events from the story in order.

1



2



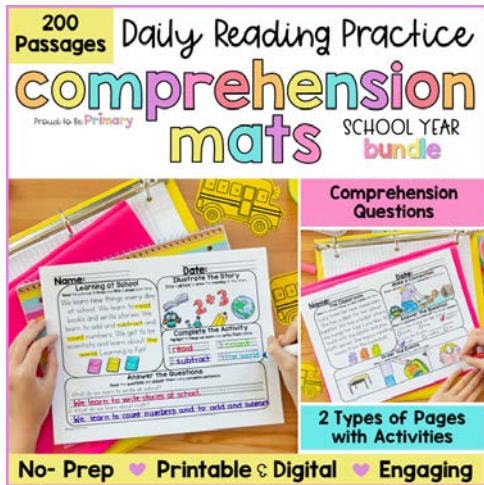
3



www.proudtobepprimary.com

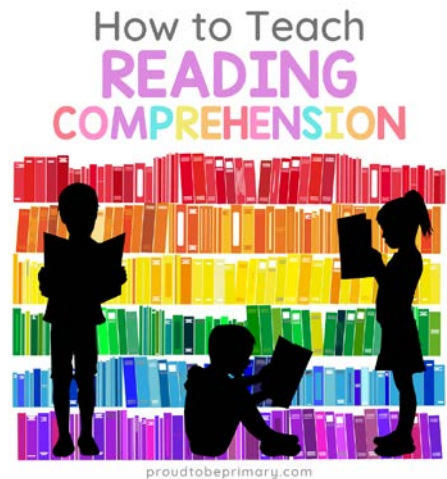
© 2013 - Present Elyse Rycroft, Proud to be Primary

Learn More About comprehension mats



Love this resource? Get 3 months for FREE with the Comprehension Mats BUNDLE with passages for the whole year.

Learn more about using Comprehension Mats to help you teach reading in K-2!



Want a FREE Sample of comprehension mats?



SIGN UP TO GET A FREE SET OF
COMPREHENSION MATS FOR FREE!



I'd love for you to try this
resource with your students
to see if they are a perfect fit
for your students!

[CLICK HERE TO
GRAB YOUR
FREE SAMPLE!](#)