

# March Literacy Activities

## FIRST GRADE SKILLS & STANDARDS



6 Centers • 6 Worksheets • Decodable Reader

# March

# Literacy Activities

## What's Included in this Resource

- 1 6 Center Activities (with recording pages)
- 2 6 Sets of Worksheets
- 3 Decodable Reader with 3 levels
- 4 Decodable Passage (with comprehension questions)
- 5 Differentiated materials to meet the needs of all students

Everything you need to teach literacy skills in March!

# March

# Literacy Activities

## What's Included in this Resource

### Scope & Sequence



### 6 Sets of Worksheets



### 6 Centers



### Decodable Readers



### Comprehension Passages



Differentiated materials for all activities!

# March Literacy Activities

## Has What Teachers Need

- This ONE resource is all you need to teach a month of literacy.
- Use the centers, worksheets, and decodable reader to differentiate instruction to meet the needs of all students.
- It covers ELA standards and skills that First Grade students need to learn and follows SOR best practices.
- Make phonics and grammar FUN with a variety of activities.
- It saves you time as the materials, activities, and worksheets are ready for you! Simply print & go!
- Keep kids engaged and help them build important ELA, phonics, grammar skills, and reading fluency with the included decodable reader!



# These Literacy Activities are great for...


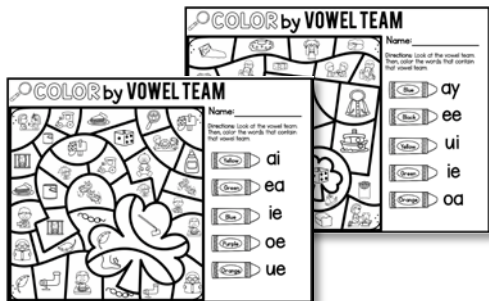
- ♥ Reader's Workshop
- ♥ Literacy centers
- ♥ Small group instruction
- ♥ Partner activities
- ♥ Independent worktime
- ♥ Extra practice
- ♥ Morning work
- ♥ Early finishers
- ♥ Sub-plans
- ♥ Home practice



# March Worksheets

## Color By Vowel Team

Kids will enjoy coloring these fun St. Patrick's Day/spring mystery pictures that are revealed as they color. They will look at the picture and color each space to correspond to the vowel team.



## Initial Blends Find & Color

Use these worksheets to practice identifying words with different initial blends. Students will love looking through a page of fun pictures to find the pictures that match the given category!

## Sentence Work

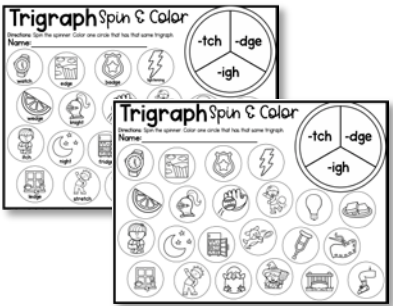
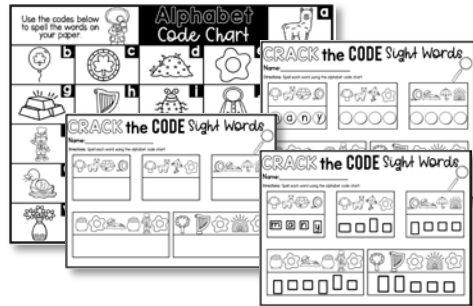
These worksheets provide two ways for kids to practice sentence structure: sentence building and sentence practice. For March, the focus is on contractions, adverbs, and adjectives.



# March Worksheets

## Crack The Code

Kids will love using their Spring Code Chart to crack the code for the mystery sight words. The recording sheet is provided at three levels to support all students!

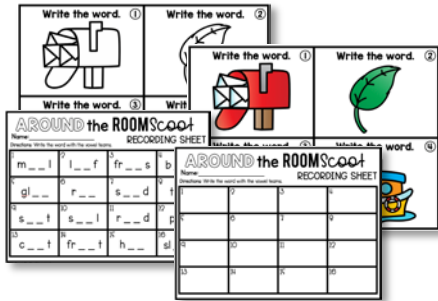


## Trigraph Spin & Color

Kids will spin the spinner and find a picture that matches the given trigraph. Great for literacy centers, word work, or small groups. Multiple versions make differentiation a breeze!

## Around The Room Scoot



Get students out of their chairs and moving around the room as they search for picture cards and practice spelling words with different vowel teams. Differentiated recording sheets are provided!



# March Centers

## R-Controlled Vowel Sort

Print, cut, and laminate these cards, then let students practice sorting by r-controlled vowel. Then, have them record their answers on the form.

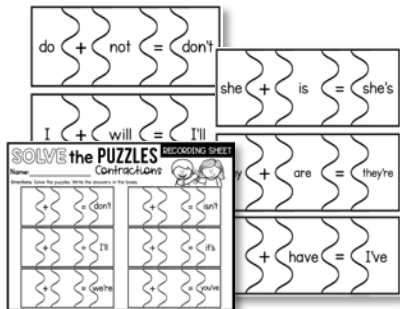


## Match The Plurals

Kids match singular words to their plural for this center. This could also be played as memory or Go Fish! After all pairs are made, students record their answers. Differentiated cards included.

## Contraction Puzzles

Students piece together puzzles to build contractions. Once all puzzles are completed, they fill in the recording form with the words.

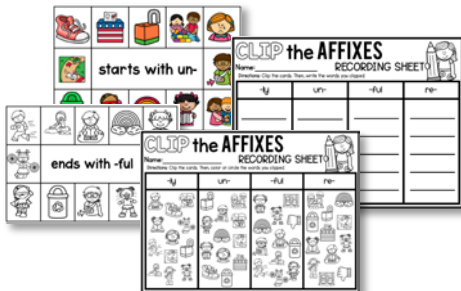




# March Centers

## Affixes Clip Cards

Kids clip all the pictures that match the given affix. Once they are done clipping the cards, they record their answers on one of the differentiated recording sheets.



**BUILD the CVCe Words**

Name: \_\_\_\_\_

Trace It	Write It	Circle It	Draw It
cane			
meme			
bite			
ropes			
tuba			
dime			
lake			
tune			

Trace It: cane, dime

Write It: \_\_\_\_\_

Build It: \_\_\_\_\_

## Build The CVCe Words

Kids will love this hands-on building center where they trace, write, and build CVCe words. Building materials could include tiles, magnets, play doh, or any other classroom materials!

## Conjunction Task Cards

These task cards are the perfect way to practice identifying and using conjunctions. Kids work through the cards and fill out their answers.

**Conjunction TASK Cards**

Name: \_\_\_\_\_

Write a conjunction to connect the sentences.  
I want to go to the park, \_\_\_\_\_ it's raining.

Look at the underlined conjunction. Does it make sense?  
I like \_\_\_\_\_ the cat.

Look at the underlined conjunction. Does it make sense?  
It was cold, so I zipped my jacket.

Circle the conjunction connecting the two sentences.  
I took a picture of it, \_\_\_\_\_ I took a picture of it.

Write a conjunction that completes the sentence.  
I have a rainbow, and I \_\_\_\_\_ a picture of it.

Do you want to go to the park, \_\_\_\_\_ do you want to go to the library?

thumbs up	thumbs down	thumbs up	thumbs down
It was cold, so I zipped my jacket.	so	and	or
_____	and	or	but
_____	but	or	so
_____	or	so	and
_____	and	so	but

## March

## Literacy Activities

## Decodable Reader

Kids practice decoding words with CVCe words, suffixes, r-controlled vowels and reading sight words in the decodable reader (3 levels included).

There are 3 versions provided for each level: one with black and white illustrations, one with color, and one with just text so students can add their own illustrations.



**READING passage**

Name: \_\_\_\_\_

Writly Comprehension Questions

Directions: Read the passage three times. Then, answer the questions.

**Jake & His Dog, Lark**

Jake and Lark love to play fetch in the park by their house. Lark got bored with fetch, so they started to play hide-and-seek. Jake was looking for Lark, but he couldn't find him anywhere. Jake checked in a big bush. Lark was not in there. He made a sign with a picture of Lark. He hung it in the park. Jake sat down on a bench. He was sad that he couldn't find Lark. Then, Jake heard a bark. It was Lark! Jake was so happy! Jake got Lark and gave him a huge bark. Jake and Lark played hide-and-seek for more hours and days!

**READING passage**

Name: \_\_\_\_\_

Writly Comprehension Questions

Directions: Read the passage three times. Then, answer the questions.

**Jake & His Dog, Lark**

Jake and Lark love to play fetch in the park by their house. Lark got bored with fetch, so they started to play hide-and-seek. Jake was looking for Lark, but he couldn't find him anywhere. Jake checked in a big bush. Lark was not in there. He made a sign with a picture of Lark. He hung it in the park. Jake sat down on a bench. He was sad that he couldn't find Lark. Then, Jake heard a bark. It was Lark! Jake was so happy! Jake got Lark and gave him a huge bark. Jake sat on the bench. From now on, Jake and Lark will just play fetch for more hours and days!

**Questions**

Who is the main character in the story? \_\_\_\_\_

Draw a picture of Jake looking for Lark.

What is Jake doing? \_\_\_\_\_

## Decodable Passages

These passages are a great way to assess reading fluency. After reading the story, students will complete a series of comprehension questions. Three levels of text are provided with two levels of comprehension questions for each text.

# First Grade Literacy Activities

## August

Beginning Sounds  
Medial Sounds  
Ending Sounds  
CVC Words  
ABC Order  
Syllables  
Sight Words  
Sentences  
Rhyming  
Segmenting  
Onset-Rime

## September

Beginning Sounds  
Medial Sounds  
Ending Sounds  
CVC Words  
Short Vowels  
Digraph CH  
Sight Words  
Syllables  
Capitalization  
Sequencing

## October

CVC Words  
Digraph SH  
Long Vowels (separated)  
Long Vowels (mixed)  
Sight Words  
Punctuation  
Prepositions  
Root Words

## November

Short vs. Long Vowels  
CCVC Words  
CVCe (long a)  
Segmentation  
S Blends  
R Blends  
L Blends  
Digraph TH  
Sentence Writing  
Nouns  
Sight Words

## December

Ending Blends  
CVCe (long e)  
CVCe (long i)  
Digraphs WH & PH  
Verbs  
Soft C & G  
Commas  
Types of Sentences  
Sight Words  
Syllables  
Root Words

## January

3-Letter Blends  
R-Controlled Vowels  
Commas  
Soft C & Soft G  
CVCe Review  
Double Consonants  
Parts of Speech  
Common vs. Proper Nouns  
-CK Digraph  
Contractions  
Y Sounds

## February

CVCe Review  
Antonyms  
R-Controlled Vowels  
Vowel Teams  
TH & WH Digraphs  
Compound Words  
Parts of Speech  
Phoneme Substitution  
Onset/Rhyme  
Sentence Extending

## March

Vowel Teams  
R-Controlled Vowels  
Plurals  
CVCe Words  
Contractions  
Initial Blends  
Sight Words  
Conjunctions  
Affixes  
Sentence Structure

## April

Vowel Teams  
Digraphs/Diphthongs  
AR/OR Vowels  
Singular vs. Plural Nouns  
Sight Words  
Affixes & Root Words  
Prepositions  
Capitalization  
R-Controlled Review  
Verb Tenses  
Phoneme Substitution


## May

Vowel Teams  
Verbs  
Digraphs/Diphthongs  
Sight Words  
Multisyllabic Words  
Parts Of A Sentence  
Compound Words  
Inflectional Endings  
Punctuation  
Word Families

## June

Digraphs/Diphthongs  
Silent Letters  
Possessives  
Short & Long Vowels  
Capitalization & Punctuation  
Sentence Writing  
Pronouns  
Sight Words  
Segmentation  
Word Families  
Vowel Teams

## Buy the Bundle!



Proud to Be **Primary**

# Learn More About TEACHING PHONICS

Find simple and fun ways to teach phonics with hands-on activities and worksheets.

CLICK to learn more!



## Literacy Resource Bundles for K-2



Click the images to see the different literacy bundles and resources to help you teach kids to read and spell!

# Want a FREE Sample of Literacy Activities for 1<sup>st</sup> Grade?



SIGN UP TO GET LITERACY ACTIVITIES FOR FREE!



I'd love for you to try a sample of 1<sup>st</sup> grade literacy activities with your students to see if they are a perfect fit for you and your students!

[CLICK HERE TO GRAB YOUR FREE SAMPLE!](#)