

# March Poem Activities

# poetry mats



5 Original,  
Themed  
Poems

20 Engaging  
Activities

Covers  
Important  
ELA Skills

Build Fluency &  
Comprehension

4 Types of  
Pages

# The 4 Types of poetry mats

Proud to Be Primary

1

**Name:** ..... **Date:** .....

**Lucky, Little Leprechaun**  
Read the poem 2 times and complete the activities.

Every year on St. Patrick's Day,  
A little, green leprechaun  
Comes this way.  
He leaves tiny tracks and a mess,  
Goes so fast, you'll have to guess.  
What is he searching for?  
Gold, that's what!  
Before he's out the door!

**Illustrate the Poem**  
Visualize and draw a picture to show meaning.

**Complete the Activity**  
Highlight 4 words to describe the leprechaun and write below.

1. \_\_\_\_\_ 3. \_\_\_\_\_  
2. \_\_\_\_\_ 4. \_\_\_\_\_

**Answer the Questions**  
Read the questions and answer them using complete sentences.

1. What does the leprechaun look like?  
.....  
.....

2. What does the leprechaun leave?  
.....  
.....

© Proud to Be Primary 2017

Student reads the poem and completes 4 activities, including answering questions and illustrating the poem.

2

**Name:** ..... **Date:** .....

**Open a Book**  
Fill in the letterboxes in the poem using the word list.

Let's open a   
Let's have a look,  
What adventure we'll go on today!  
The  on a page  
Can take you away,  
If you  a book  
Each and every   
day words book read

**Make a Connection**  
Draw a picture to show your connection to the poem.

**Answer the Question**  
Read the questions and check off the correct answers.

1. Let's open a book and have a .....  
 read  page  look  
2. The ..... on a page take you away.  
 stories  words  pictures

**Order the Events**  
Draw or write 3 events from the poem in order.

1. \_\_\_\_\_  
2. \_\_\_\_\_  
3. \_\_\_\_\_

© Proud to Be Primary 2017

Student reads the poem and completes 4 activities, including letterboxes, connecting, and sequencing.


3

**Name:** ..... **Date:** .....

**Raindrops, Raindrops**  
Fill in the missing words in the poem using the word list.

Raindrops, raindrops,  
Falling to the ground  
You help things .....  
I hear your gentle sound  
Raindrops, raindrops,  
Falling all .....  
You make everything wet,  
I think I just might drown.  
Raindrops .....  
Falling on my head  
You came out of nowhere,  
I'd rather be in .....  
around bed grow raindrops

**Color the Meaning**  
Color pictures that match the meaning.



**Rhyming Words**  
Find pairs of rhyming words in the poem and record.

.....  
.....

**Complete the Part**  
Find each part in the poem and write the missing words to complete the part.

You help .....  
You make .....  
You change .....

© Proud to Be Primary 2017

Student reads the poem and completes 4 activities, including filling in missing words and completing parts.

4

**Name:** ..... **Date:** .....

**Community Helpers**  
Read the poem and rewrite it on the lines.

There are lots of people  
in our community,  
Who help each day for you and me.  
They work together to get things done,  
Doing big jobs, both important and fun.  
There are firefighters, artists,  
dentists and more.  
Plumbers, chefs, jobs galore!

**Complete the Tasks**  
Read and follow the instructions for each task.

1. Circle 4 plural words with RED.  
2. Circle 3 digraphs with GREEN.  
3. Circle 2 verbs with YELLOW.  
4. Challenge: Read the poem backwards!

**Draw a Part**  
Underline one line in the poem and draw it below.

.....  
.....  
.....  
.....  
.....  
.....

© Proud to Be Primary 2017

Student reads the poem and completes 3 activities, including rewriting the poem and completing a series of tasks.

# poetry mats

Proud to Be Primary

## Poems Included for March


1. Lucky, Little Leprechaun
2. Open a Book
3. Raindrops, Raindrops
4. Community Helpers
5. Teamwork

## ELA Skills Covered

- |                  |                        |
|------------------|------------------------|
| 1. Reading       | 7. Illustrating        |
| 2. Connecting    | 8. Grammar             |
| 3. Sequencing    | 9. Using context clues |
| 4. Comprehension | 10. Sentence structure |
| 5. Rhyming Words | 11. Phonics            |
| 6. Writing       | 12. So much MORE!      |

# March

# POETRY MEETS



\_\_\_\_\_  
**Name:** \_\_\_\_\_  
\_\_\_\_\_

Name: -----

Date: -----

### Lucky, Little Leprechaun

Read the poem 2 times and complete the activities.

Every year on St. Patrick's Day,

A little, green leprechaun

Comes this way.

He leaves tiny tracks and a mess,

Goes so fast, you'll have to guess

What is he searching for?

Gold, that's what!

Because he's a little doc

### Illustrate the Poem

Visualize and draw a picture to show meaning.

### Complete the Activity

Write a short paragraph to describe the leprechaun and write below.

1. _____	3. _____
2. _____	4. _____

### Answer the Questions

Read the questions and answer them using complete sentences.

1. What does the leprechaun look like?

2. What do the leprechaun leave?

Name: -----

Date: -----

# Raindrops, Raindrops

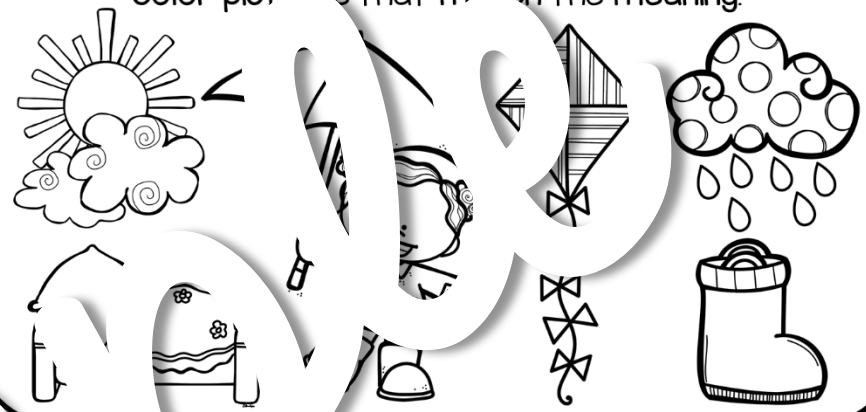
Fill in the missing words in the poem using the word list.

Raindrops, raindrops,  
 Falling to the ground.  
 You help things \_\_\_\_\_,  
 I hear your gentle sound.  
 Raindrops, raindrops,  
 Falling all \_\_\_\_\_.  
 You make everything wet,  
 I think I just might drown.  
 Raindrops, \_\_\_\_\_  
 Falling on my head.  
 You came out of nowhere,  
 I'd rather be \_\_\_\_\_.

around    dried    grow    raindrops

# Color the Meaning

Color pictures that match the meaning.



# rhyming Words

Write down rhyming words in the poem and record.

\_\_\_\_\_ ↔ \_\_\_\_\_

\_\_\_\_\_ ↔ \_\_\_\_\_

# Complete the Part

Use the words from the poem and write the missing words to complete the part.

\_\_\_\_\_  
 You help \_\_\_\_\_

\_\_\_\_\_  
 You make \_\_\_\_\_

\_\_\_\_\_  
 You came \_\_\_\_\_



Name: -----

Date: -----

### Open a Book

Fill in the letterboxes in the poem using the word list.

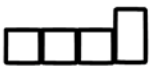
Let's open a 

Let's have a look,

What adventure we'll go on today!

The  on a page

Can take you away,

If you  a book

Each and every 

day words book r

### Make a Connection

Draw a picture to show your connection to the poem.

### Answer the Question

Read the poem and check off the correct answers.

- Let's open a book and have a \_\_\_\_\_.  
 read       page       look
- The \_\_\_\_\_ on a page take you away.  
 stories       words       pictures

### Order the Events

or write 3 events from the poem in order.

1

2

3

Name: \_\_\_\_\_

Date: \_\_\_\_\_

# Community Helpers

Read the poem and rewrite it on the lines

There are lots of people  
in our community,

Who help each day for you and me.

They work together to get things done,

Doing big jobs, both important and fun.

There are firefighters, artists,  
dentists and more.

Plumbers, chefs, garbage men!

Handwriting practice lines consisting of solid top and bottom lines with a dashed middle line. A large, stylized watermark reading 'Sample' is overlaid on these lines.

## Complete the tasks

Read and follow the instructions for each task.

1. Circle 4 animal words with RED.
2. Circle 3 jobs with GREEN.
3. Circle 2 verbs with YELLOW.
4. Challenge: Read the poem backwards!

## Draw a Part

Underline one line in the poem and draw it below.



# Digital

# poetry mats

Name: \_\_\_\_\_

## Lucky Little Leprechaun

Fill in the missing words in the poem using the word list.  
Every year on St. Patrick's Day,  
A little, \_\_\_\_\_ leprechaun

Comes this way.  
He leaves tiny tracks and a \_\_\_\_\_,  
Goes so \_\_\_\_\_, you'll have to guess.  
What is he searching for?  
Gold, that's what!  
Before he's out the \_\_\_\_\_!

fast green door mess

Date: \_\_\_\_\_

## Cover the Meaning

Cover pictures that match the meaning



## Rhyming Words

Find pairs of rhyming words in the poem and record

\_\_\_\_\_ ↔ \_\_\_\_\_  
\_\_\_\_\_ ↔ \_\_\_\_\_

## Complete the Part

Find each part in the poem and write the missing words to complete the part.

Every year \_\_\_\_\_

He leaves \_\_\_\_\_

What is \_\_\_\_\_

© 2013 to Present - Elyse Rycroft, Proud to be Primary

A link and instructions are provided to make a copy of a Google Slides™ document that you can use with your students.



# Images to Use in Seesaw

# poetry mats

Proud to Be Primary

Image files for each sheet are included for use with Seesaw or another secure, password-protected platform for your classroom of students.



MARCH Poetry Mats INTERACTIVE PPT



Slide1



Slide2



Slide3



Slide4



Slide5



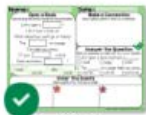
Slide6



Slide7



Slide8



Slide9



Slide10



Slide11



Slide12



Slide13



Slide14



Slide15



Slide16



Slide17



Slide18



Slide19



Slide20



Slide21



Slide22



Slide23



Slide24



Slide25



Slide26



Slide27



Slide28



Slide29



Slide30



Slide31







# Use **poetry mats** for...

- ♥ Whole group reading
- ♥ Small group instruction
- ♥ Fast finishers
- ♥ Independent practice
- ♥ Morning work
- ♥ Assessments
- ♥ Literacy centers
- ♥ Sub-plans
- ♥ Home practice

# Why You Need

# poetry mats

Proud to Be Primary

- This ONE poetry resource is all you need to build reading fluency through repeated reading for a month.
- Help students build reading comprehension skills with follow-up questions and activities for each poem.
- 5 original themed poems provide variety and keep interest high!
- Save time as your non-prep poetry activities are ready for you!
- This differentiated, versatile resource is great for whole group reading, independent reading, small groups, sub-plans, morning work, literacy centers, home practice, and more!
- They build reading confidence and kids love them!





"This is a fantastic resource! I love it and so do my students. I like the repeated exposure to the poem with new activities each day. I use them 4 days of the week."

Name: Sarah

### Lucky, Little Leprechaun

Read the poem 2 times and complete the activities.

Every year on St. Patrick's Day,  
A little, green leprechaun  
Comes this way.

He leaves tiny tracks and a mess,  
Goes so fast, you'll have to guess.

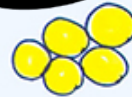
What is he searching for?

Gold, that's what!

Before he's out the door!

### Illustrate

Visualize and draw a picture of the meaning.



### Complete the Activity

Highlight 4 words to describe the leprechaun and write below.

1. little

3. tiny tracks

2. green

4. mess

### Answer the Questions

Answer them using complete sentences.

"These were really appreciated. Engaged students. Parents liked having the additional materials at home and I used them for some morning quick drills. Awesome."

and green.

and a mess.

© 2017 PRIMARY 2017

# Learn More About poetry mats



*Love this resource?*  
Get 4 months for FREE with  
the Poetry Mats BUNDLE  
with poems and activities  
for the whole year.

Learn more about using Poetry  
Mats to help you teach poetry  
in K-2!

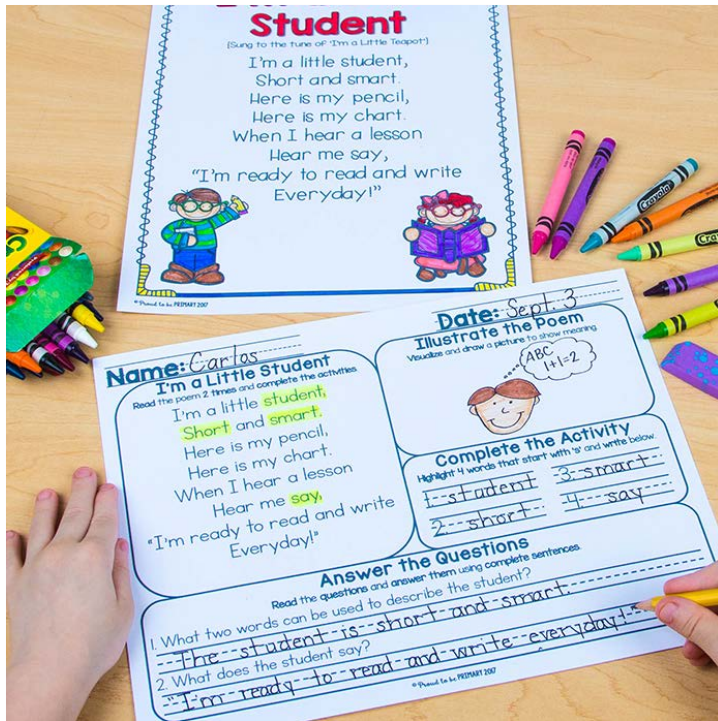




# Want a FREE Sample of poetry mats



GET A FREE POEM &  
ACTIVITIES FOR FREE!



I'd love for you to try this resource with your students to see if they are a perfect fit for your students!

[CLICK HERE TO  
GRAB YOUR  
FREE SAMPLE!](#)