

# Daily Listening Practice

# listening mats

## for March


20 Fun  
Listening  
Activities

3 Types of  
Activities

Relatable  
Topics

Checklists to  
Stay on  
Track

No-Prep &  
Versatile



# Type I: Listen & Color

# listening mats

Proud to Be **Primary**

Students listen to each step given or read it themselves.

They color the picture and complete the tasks as described.

Children need listening ears, a pencil, and crayons to complete.

Backgrounds, topics, and tasks are relatable to children.

**Name:** \_\_\_\_\_ **Date:** \_\_\_\_\_

**Listen & Color #5 - Getting Ready for Spring**  
Read and listen to each step below. Color the picture and complete the tasks as described.



Each Mat is labeled to keep track. Instructions are provided on each page.

- ☉ Draw and color a bird flying in the sky.
- ☉ Color the tree green and brown.
- ☉ Color the deck orange with black stairs.
- ☉ Color the dog and his house with 3 colors.
- ☉ Color the garbage bag and can green.
- ☉ Color the shed yellow with a red roof.
- ☉ Color the girl and her garden.
- ☉ Color the fence with a 2 color pattern.

Use as an assessment tool to check listening skills and ability to follow directions.

© Proud to be PRIMARY 2016


Clear and specific steps to complete in the picture provided.

Name: -----

Date: -----

# Listen & Color #5 - Getting Ready for Spring

Read and listen to each step below. Color the picture and complete the tasks described.



🌀 Draw and color a bird flying in the sky.

🌀 Color the tree green and brown.

🌀 Color the deck orange with black stairs.

🌀 Color the dog and his house with 3 colors.

🌀 Color the garbage bag and can green.

🌀 Color the shed yellow with a red roof.

🌀 Color the girl and her garden.

🌀 Color the fence with a 2 color pattern.



# Type 2: Follow Directions & Draw

# listening mats

Proud to Be **Primary**

Students **listen to each task given** or **read it themselves**.


They **draw the picture by following the directions** given.

Children need listening ears, a pencil, and crayons to complete.

Backgrounds, topics, and tasks are relatable to children.

**Name:** \_\_\_\_\_ **Date:** \_\_\_\_\_

**Follow Directions & Draw #1 - St. Patty's Day Party**  
Read and listen to each task below. Draw and Follow each direction given.



☉ Draw a large table under the cake.      ☉ Draw 3 more balloons with the other 2.

☉ Write 'Happy St. Patty's Day' on the board.      ☉ Draw a jug and cups on the table.

☉ Draw the boy eating a cupcake.      ☉ Draw 3 four leaf clovers on the wall.

☉ Draw a small cage for a leprechaun.      ☉ Color your picture with 5 or more colors!

© Proud to be PRIMARY 2016

Each Mat is labeled to keep track. Instructions are provided on each page.

Use as an assessment tool to check listening skills and ability to follow directions.

Clear and specific items to draw to complete in the picture provided.

Name: \_\_\_\_\_

Date: \_\_\_\_\_

# Follow Directions & Draw #1 - St. Patty's Day Party

Read and listen to each task below. Draw and follow each direction given.



- 🍀 Draw a large table under the cake.
- 🍀 Draw 3 balloons with the other one.
- 🍀 Write 'Happy St. Patty's Day' on the board.
- 🍀 Draw a jug and cups on the table.
- 🍀 Draw yourself eating a cupcake.
- 🍀 Draw 3 four leaf clovers on the wall.
- 🍀 Draw a small cage for a leprechaun.
- 🍀 Color your picture with 5 or more colors!

# Type 3: Visualize & Draw

# listening mats


Proud to Be **Primary**

Students read, listen to, and visualize the story given.  
They draw and color a detailed picture of the story.

Children need listening ears, a pencil, and crayons to complete.

**Name:** \_\_\_\_\_ **Date:** \_\_\_\_\_

**Visualize & Draw #7 - Having a Growth Mindset**  
Read, listen to, and visualize the story below. Draw and color a detailed picture of the story.



Nicole had a hard time getting her science project to work. Her friend helped her and told her to not give up. She decided to try a new strategy. It worked! Nicole's science project was a success. She was proud of herself!

© Proud to be PRIMARY 2016

Each Mat is labeled to keep track. Instructions are provided on each page.

Use as an assessment tool to check listening skills and ability to follow directions.

2 variations of backgrounds are provided: One blank and one with an image to help.

Visualize the story as it is being read or read it independently.

Name: \_\_\_\_\_


Date: \_\_\_\_\_



## Visualize & Draw #4 - Finding a Rainbow



Read, listen to, and visualize the story below. Draw and color a detailed picture of the story.



Rainbows do not happen everyday. They are special type of weather. We can see a rainbow when it is sunny and raining at the same time. They have seven colors and form an arc in the sky. Rainbows are beautiful and hard to find!

Name:-----

Date:-----



## Visualize & Draw #4 - Finding a Rainbow



Read, listen to, and visualize the story below. Draw and color a detailed picture of the story.



Rainbows do not happen everyday. They are special type of weather. We can see a rainbow when it is sunny and raining at the same time. They have seven colors and form an arc in the sky. Rainbows are beautiful and hard to find!



Name: Elizabeth

Date: Mar 17

### Visualize & Draw #2 - Lucky the Leprechaun

Read, listen to, and visualize the story below. Draw and color a detailed picture of the story.



Lucky is a tiny, green leprechaun that likes to play on St. Patrick's Day. He collects four leaf clovers and keeps them in his pockets. He catches rainbows and looks for pots of gold. Lucky is quick and sneaky. He never gets caught!

© Proud to be PRIMARY 2016

## Use listening mats for...

- ♥ Independent work
- ♥ Small group instruction
- ♥ Fast finishers
- ♥ Assessments
- ♥ Whole group activities
- ♥ Morning work
- ♥ Sub-plans
- ♥ Literacy centers
- ♥ Home practice

# Why You Need listening mats

Proud to Be Primary

- This ONE ELA resource is all you need to build listening skills through repeated following directions activities all school year.
- Help students build reading comprehension skills by following the instructions on each page.
- 20 engaging listening activities provide variety and keep interest high!
- Save time as your listening activities are ready for you!
- This no-prep, versatile resource is great for independent work, whole group activities, small groups, sub-plans, morning work, literacy centers, home practice, and more!






"This is a great resource for teaching kids to follow step by step directions and to pay attention. It's also great for kids who need work with fine motor and coloring skills. Thanks!"

"I truly love these listening mats! I was able to see what was developing in their listening and following directions abilities, who needed more help with two step directions and who need to build their focusing skills."

Name: Freddie  
Follow Directions & Draw  
Read and listen to each task box



aphid



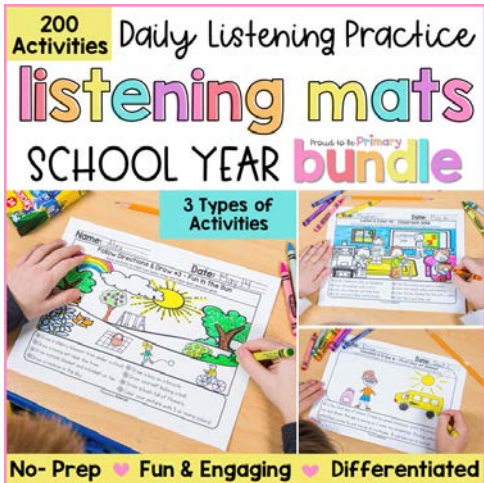
tall tree

crayon

- ☘ In box #1, draw something green that you can eat.
- ☘ In box #2, draw a green animal that hops.
- ☘ In box #3, draw the green stuff we walk on.
- ☘ In box #4, draw a green insect that hops.
- ☘ In box #5, draw a tall green tree.
- ☘ In box #6, draw your favorite green.
- ☘ Color your pictures green!

© Proud to be PRIMARY 2016

# Learn More About listening mats



*Love this resource?*  
Get 3 months for FREE  
with the Listening Mats  
BUNDLE with listening  
activities for the  
whole year.

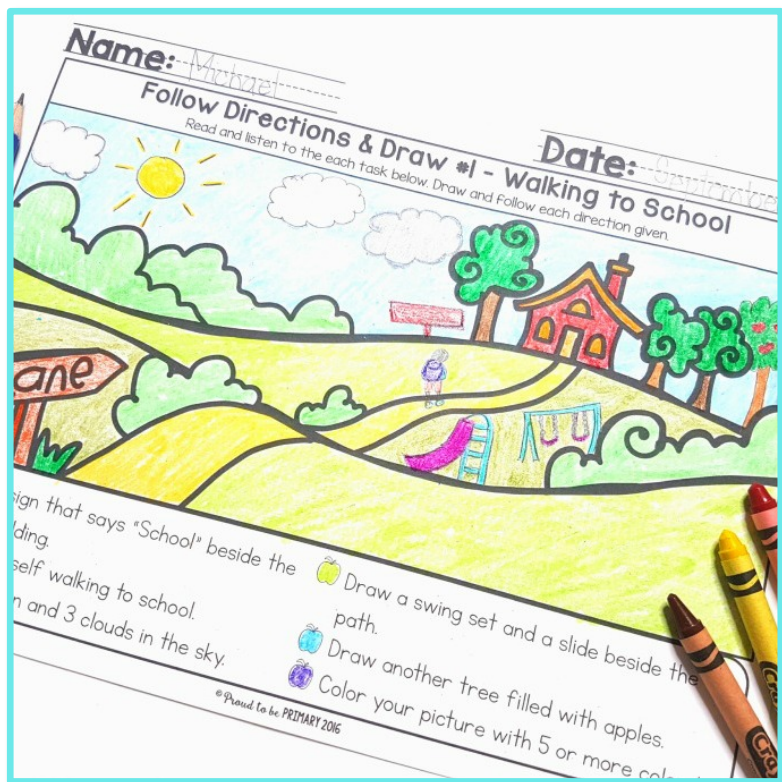

Learn more about using  
Listening Mats to help your  
students follow directions!



# Want a FREE Sample of listening mats



SIGN UP TO GET A FREE SET OF  
LISTENING MATS FOR FREE!



I'd love for you to try this  
resource with your students  
to see if they are a perfect fit  
for your students!

[CLICK HERE TO  
GRAB YOUR  
FREE SAMPLE!](#)