

Long Vowel Teams phonics mats

20+ Pages
of Activities

Decodable,
Comprehension
Passages

Reading &
Writing
Words

Engaging
Phonics
Activities

No-Prep &
Versatile

Name: _____ Date: _____

Dain and Clay

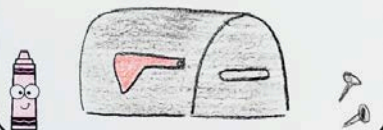
Read the passage 3 times. Color in a shape each time.

Dain and Clay had to fix the mailbox for mom. Dain gets the paint of paint. Clay gets the nails. Dain paints the mailbox gray and waits for it to dry. Clay taps the nails in to fix the mailbox stand. The boys are done and get to go play. Yay!



Illustrate the Story

Draw a picture about the story.



Complete the Activity

Circle words with a long a sound. Write 4 of them below.

1. Dain
2. paint
3. gray
4. play

Answer the Questions

Read the questions and answer them using complete sentences.

1. What did the boys do after they fixed the mailbox?

They go play.

2. How did each boy fix the mailbox?

Dain paints. Clay taps the nails.

© 2008 - Present, Elise Rysneroff - Proud To Be Primary

www.proudtobepriary.com

phonics mats


Long Vowel Teams Comprehension

2 Levels of fluency pages and follow-up comprehension questions and activities to complete.


Repeated readings to work on fluency.

Name: _____ **Date:** _____

The Rainy Day
Read the passage 3 times. Color in a shape each time.
One day, Ray woke up to rain. He had to stay in and make up ways to play. Ray made a train with paint. He also made a snail with clay. Then, he made a birthday gift for May. Ray made his day fun.



Make a Connection
Draw a picture about what the story reminds you of.



Answer the Question
Read the questions and check off the correct answers.

1. Ray woke up to _____.
 rain pain pail

2. Ray made a _____ with clay.
 chain snail quail

Story Details
Highlight 3 word with long a in the story. Draw a picture for each.

1	2	3
---	---	---


© 200 - Present, Ewan Rossell - Proud To Be Primary www.proudtobeprimary.com

Practice blending and writing syllables.


Various tasks to check for understanding.

Name: _____ **Date:** _____

Dain and Clay
Read the passage 3 times. Color in a shape each time.
Dain and Clay had to fix the mailbox for mom. Dain gets the pail of paint. Clay gets the nails. Dain paints the mailbox gray and waits for it to dry. Clay taps the nails in to fix the mailbox stand. The boys are done and get to go play. Yay!



Illustrate the Story
Draw a picture about the story.



Complete the Activity
Circle words with a long a sound. Write 4 of them below.

1. _____	3. _____
2. _____	4. _____

Answer the Questions
Read the questions and answer them using complete sentences.

1. What did the boys do after they fixed the mailbox?

2. How did each boy fix the mailbox?

© 200 - Present, Ewan Rossell - Proud To Be Primary www.proudtobeprimary.com


Comprehension checks.

Name: _____ Date: _____

Dain and Clay

Read the passage 3 times. Color in a shape each time.

Dain and Clay had to fix the mailbox for mom. Dain gets the pail of paint. Clay gets the nails. Dain paints the mailbox gray and waits for it to dry. Clay taps the nails in to fix the mailbox stand. The boys are done and get to go play with their Yay.



Illustrate the Story

Draw a picture of the story.



Complete the Activity

Circle the words with a long a sound. Write 4 of them below.

1. _____	3. _____
2. _____	4. _____

Answer the Questions

Read the questions and answer them using complete sentences.

1. What did the boys do after they fixed the mailbox?

2. How did each boy fix the mailbox?

Name: _____ Date: _____

The Rainy Day

Read the passage 3 times. Color in a shape each time.

One day, Ray woke up to rain. He had to stay in and make up ways to play. Ray made a train with paint. He also made a snail with clay. Then, he made a birthday gift for Mavis. Ray made his day fun.



Make a Connection

Draw a picture at _____ that the _____ reminds you of.



Answer the Question

Read the questions and check off the correct answers.

1. Ray woke up to _____.
 rain pain pail
2. Ray made a _____ with clay.
 chain snail quail

Story Details

Highlight a word with long a in the story. Draw a picture for each.

1

2

3

phonics mats


Long Vowel Teams – Type #1

Students practice recognizing, producing, and writing long vowel teams.


Work on sentence writing.


Name: _____ Date: _____


Write A Sentence
Read and trace the long o word. Then, write a sentence with the word.

 boat

Fill It In
Look at each picture. Fill in the boxes to spell the long e words. (ee or ea)

 qu _ _ n

 s _ _ l





 t _ _ t h

Read and Match
Tap and read each word. Then, draw a line to the correct picture.

flies
● ● ● ●

night
● ● ● ●

pie
● ●

Identify and spell vowel teams.

Practice decoding words to read.


© 2003 - Present, Elyse Ryscroft - Proud To Be Primary

www.proudtobeprimary.com

Name: _____ Date: _____

Write A Sentence

Read and trace the long o word. Then, write a sentence with the word.




boat

Fill It In

Look at each picture. Fill in the boxes to complete the words. (ee or ea)



q _ _ _



s _ _ _ l



t _ _ _ t h

Read and Match

Read each word. Then, draw a line to the correct picture.


flies



night



pie



phonics mats

Long Vowel Teams – Type #2


Students practice recognizing, producing, and writing long vowel teams.

Isolating long vowel sounds.




Name: _____ Date: _____

Long u




Picture Search
Find 4 pictures that have a long u sound. Color.



Which is it?
Look at each picture. Then look at the words beside it. Circle the correct spelling.

	mail	mayl
	trai	tray
	rai	ray

Look and Write
Touch the picture and say the long o word. Write the word on the line. (oa/ow)

	_____
	_____
	_____


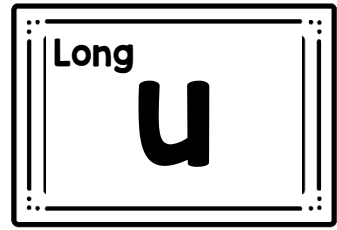
© 2013 - Present, Elyse Rycroft - Proud To Be Primary www.proudtobepimary.com

Practice with recognizing correct spelling.

Name: _____ Date: _____

Picture Search

Find 4 pictures that have a long u sound. Cr




Which is it?


Look at each picture. Then look at the words beside. Circle the correct spelling.



ma mail




tr tray



rai ray

Look and Write

Look at the picture and say the long o word. Write the word on the line. (oa/ow)



phonics mats

Long Vowel Teams – Type #3

Students practice recognizing, producing, and writing long vowel teams.

Blend words for meaning.


Name: _____ Date: _____

I Spy

Read each long e word.
Find and circle or color the picture.

□ beads □ sheep

□ feed □ leak



© 200 - Present, Elyse Rycroft - Proud To Be Primary

Look, Say, Write

Look at the picture and say the word. Then write two words with the same long vowel.



Trace, Read, Write

Trace the long vowel sound in each word. Then, read and write the word.

lied _____

tries _____

right _____

www.proudtobepimary.com

Identify long vowel sound and produce vowel teams.

Fine motor practice.

Name: _____ Date: _____

I Spy






Read each long e word.
Find and circle or color the picture.

□ beads

□ sheep

□ feed

□ leak



Look Say, Write

Look at the picture, say the word, and then write two words that have the same sound.



Trace, Read, Write

Trace the long e vowel sound in each word. Then, read and write the word.

lied

tries

right

phonics mats

Long Vowel Teams – Type #4

Students practice recognizing, producing, and writing long vowel teams.

Name: _____ Date: _____

Rainbow Write
Use different colors to trace the words. Read them each 3 times.

foam
glow
soak
know

Read and Find
Trace and read the word. Find and circle 4 words with the same long vowel sound.

sweet

paid blow cheap sheet
free peak tied sail

Word Search
Look in the table and circle or highlight the words with long vowels.

E	Q	W	T	E	R	R	T
O	T	O	A	I	U	O	Y
T	H	P	E	P	L	W	K
F	E	G	S	A	Y	H	J
D	I	S	S	I	G	H	T
G	R	E	E	N	C	V	B

PAIN SAY THEIR SEAT
GREEN SIGHT ROW TOE

Fine motor and handwriting practice.

Recognizing similar vowel sounds.

Practice with identifying words.

Name: _____ Date: _____

Rainbow Write

Use different colors to trace the words. Read them each 3 times.

foam

glow

sunk

know

Read and Find

Trace and re-write the words and circle 4 words with the same long vowel sound.

sweet

paid blow reap meet
free seek sail

Word Search

Look for the words and circle the words with long vowels.

E	R	E	R	R	T		
O	O	A	I	U	O	Y	
H	P	E	P	L	W	K	
F	E	G	S	A	Y	H	J
D	I	S	S	I	G	H	T
G	R	E	E	N	C	V	B

PAIN SAY THEIR SEAT
GREEN SIGHT ROW TOE

phonics mats

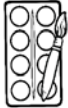

Long Vowel Teams – Type #5



Students practice recognizing, producing, and writing long vowel teams.



Name: _____ Date: _____



Mark and Match

In each word, circle the vowel team. Then, read the word and color the picture to match.

paint  




boat  

bean  

suit  


Match It Up!


First, draw a line to match the picture to the long vowel it has. Then, draw a line to the word and write the missing vowel team.

 e h__
 a sn__
 o __t

Listen and Write

Say each picture and write the long vowel team in it. Then, write another word (real or nonsense) with the same long vowel sound.





© 2013 - Present, Elyse Rycroft - Proud To Be Primary www.proudtobeprimary.com

Recognizing long vowels and producing vowel teams.

Practice reading long vowel team words and matching.



Isolation of long vowel sounds and writing vowel teams.

Name: _____ Date: _____


Mark and Match

In each word, circle the vowel team.
Then, read the word and color the picture to match.


paint



boat



bean



suit



Match It Up!

First, draw a line to match the word to the vowel it has.
Then, draw a line to the word that has the same vowel team.



e

h

c

sn

o

t

Listen and Write

Write the word that matches each picture and write the long vowel team in it. Then, write another word (real or nonsense) with the same long vowel sound.



_____	_____
-----	-----
_____	_____
-----	-----
_____	_____

phonics mats

Long Vowel Teams – Type #6

Students practice recognizing, producing, and writing long vowel teams.

Fun, engaging coloring activity.

Name: _____

Date: _____

Color The Long Vowel Teams

Color the picture according to the code.



Long A

ai, ay



Long E

ee, ea



Long I

igh, ie




Long O

oa, oe, ow



Long U

ue, ui




Students isolate sounds in long vowel words.

Name: _____ Date: _____

Color The Long Vowel Teams

Color the picture according to the



Long G



Long E

ee, ea



Long I

igh, ie



Long O

oa, oe, ow



Long U

ue, ui



Digital phonics mats

Proud to Be Primary

Name: _____

Date: _____


Mark and Match

In each word, circle the vowel team.
Then, read the word and cover the
picture that matches.

bead



laid



sight



weed



Match It Up!

First, draw a line to match the picture to the long vowel it has.
Then, draw a line to the word and write the missing vowel team.



a

th_



e

dr_m



i

br_n

Listen and Write

Say each picture and write the long vowel team in it. Then, write another word
(real or nonsense) with the same long vowel sound.



© 200 - Present, Elyse Rycroft - Proud To Be Primary

www.proudtobepprimary.com

A link and instructions are provided to make a copy of a Google Slides™ document that you can use with your students.



Use **phonics mats** for...

- ♥ Independent reading
- ♥ Reader's Workshop
- ♥ Small group instruction
- ♥ Morning work
- ♥ Literacy centers
- ♥ Fast finishers
- ♥ Assessments
- ♥ Sub-plans
- ♥ Home practice

Why You Need

phonics mats

- Phonics Mats are aligned to the Science of Reading and Common Core Standards (Reading Foundational Skills, 1st Grade)
- Phonics mats help build reading fluency through repeated reading and provide practice with long vowel teams.
- Help students build reading comprehension skills with follow-up questions and activities for each decodable passage.
- 25 engaging phonics mats to provide variety and keep interest high!



- Save time as your phonics & vowel team activities are ready for you!
- This no-prep, versatile resource is great for independent reading, reader's workshop, small groups, sub-plans, morning work, literacy centers, home practice, and more!

Want a FREE Sample of phonics mats?



Click below to GET A FREE SET OF
phonics MATS FOR FREE!



I'd love for you to try this
resource with your
students to see if they
are a perfect fit for your
students!

CLICK HERE TO
GRAB YOUR
FREE SAMPLE!



Learn More About TEACHING PHONICS

Find simple and fun ways to teach phonics with hands-on activities and worksheets.

CLICK to learn more!



Literacy Resource Bundles for K-2



Click the images to see the different literacy bundles and resources to help you teach kids to read and spell!