

200
Activities

Daily Listening Practice

listening mats

SCHOOL YEAR

Proud to Be **Primary**
bundle

3 Types of
Activities





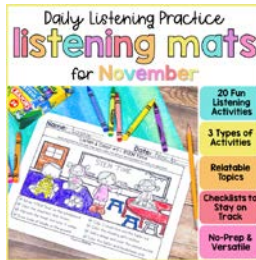




No- Prep ♥ Fun & Engaging ♥ Differentiated

All About listening mats

What's included in this bundle

- ♥ 10 months of listening activities
- ♥ Differentiated for Kindergarten to 2nd Grade
- ♥ Each month includes 20 different following-directions activities that build listening and reading comprehension
- ♥ 3 types of activities: 1. Follow directions & Draw, 2. Listen & Color, 3. Visualize & Draw



Type I: Listen & Color

listening mats

Proud to Be **Primary**

Students listen to each step given or read it themselves.

They color the picture and complete the tasks as described.

Children need listening ears, a pencil, and crayons to complete.

Backgrounds, topics, and tasks are relatable to children.

Name: _____ **Date:** _____

Listen & Color #1 - The Classroom
Read and listen to the each step below. Color the picture and complete the tasks as described.

Aa Bb Cc Dd Ee Ff Gg Hh Ii Jj Kk

and a cat am men as

Write "Welcome" on the front board. Color the tables red and the chairs blue. Color the carpet yellow. Color the pictures of the flowers. Read and color the sight words on the wall. Sing the alphabet and color it on the wall. Color the books on the front shelf. Add some apples and color the tree.

© Proud to be PRIMARY 2016

Each Mat is labeled to keep track. Instructions are provided on each page.

Use as an assessment tool to check listening skills and ability to follow directions.

Clear and specific steps to complete in the picture provided.

Name:-----

Date:-----

Listen & Color #1 - Christmas Morning

Read and listen to each step below. Color the picture and complete the tasks described.




- ✿ Write "MERRY CHRISTMAS" in the frame.
- ✿ Fill the stockings and color them red.
- ✿ Count the ornaments and color 4 of them.
- ✿ Color girl's pajamas with 3 different colors.
- ✿ Color the Christmas tree green.
- ✿ Color 2 big Christmas presents.
- ✿ Color the boy's housecoat blue.
- ✿ Draw and color lights in the window.





Name: _____





Date: _____

Listen & Color #2 - Backyard Fun

Read and listen to the each step below. Color the picture and complete the tasks as described.



-  Add a bird's nest and color the tree.
-  Draw and color a yellow sun in the sky.
-  Color the boy on the swing.
-  Color the girl and her scooter blue.

-  Draw and color a small pond on the ground.
-  Color the swing set red.
-  Draw and color 1 squirrel on the fence.
-  Add 3 flowers and color the grass.

Type 2: Follow Directions & Draw

listening mats

Proud to Be **Primary**

Students **listen to each task given** or **read it themselves**.

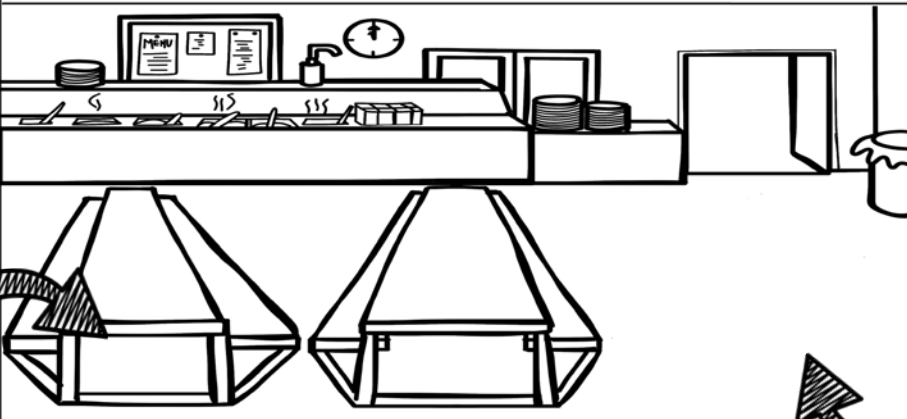
They **draw the picture by following the directions** given.

Children need listening ears, a pencil, and crayons to complete.

Name: _____ **Date:** _____

Follow Directions & Draw #2 - The School Cafeteria

Read and listen to the each task below. Draw and Follow each direction given.



☐ Draw a sign that says "Lunch Time" on the wall. ☐ Draw a table on the right with apples.

☐ Draw 2 lunch trays of food on a table. ☐ Draw cups next to the stacks of plates.

☐ Draw yourself standing with a lunch tray. ☐ Draw kids sitting at the lunch tables. ☐ Color your picture with 5 or more colors!

© Proud to be PRIMARY 2016

Each Mat is labeled to keep track. Instructions are provided on each page.

Use as an assessment tool to check listening skills and ability to follow directions.

Backgrounds, topics, and tasks are relatable to children.


Clear and specific items to draw to complete in the picture provided.

Name: _____

Date: _____

Follow Directions & Draw #3 - Blowing All Around

Read and listen to the each task below. Draw and Follow each direction on.



Draw a tree that has lost all of its leaves.



Draw a deer sitting beside a tree.



Draw a big pile of leaves and a rake.



Draw yourself playing with a friend.



Draw 10 leaves blowing off the trees.



Draw a squirrel running up a tree.



Draw 2 birds flying in the sky.



Color your picture with 5 or more colors!

Name: _____

Date: _____

Follow Directions & Draw #5 - Daily Routines


Read and listen to each task below. Draw and follow each direction.

1



2

3



4

5



6

♥ Draw a sun or window behind the boy in #1.

♥ Draw yourself brushing your teeth at a sink in #2.

♥ Draw a school bus in #3.

♥ Draw yourself having dinner in #4.

♥ Draw bubbles coming out of the bath.

♥ Draw yourself sleeping in bed in #6.

♥ Color your picture with 5 or more colors!

Type 3: Visualize & Draw

listening mats

Proud to Be **Primary**


Students read, listen to, and visualize the story given.

They draw and color a detailed picture of the story.

Children need listening ears, a pencil, and crayons to complete.

Name: _____ **Date:** _____

Visualize & Draw #1 - First Day of School
Read, listen to, and visualize the story below. Draw and color a detailed picture of the story.



It is the first day of school. I have my green backpack and I am wearing my new shoes. The sun is shining so I wear my sunglasses. The big, yellow school bus comes to pick me up at my house. It will take me to school.

© Proud to be PRIMARY 2016

Each Mat is labeled to keep track. Instructions are provided on each page.

Use as an assessment tool to check listening skills and ability to follow directions.

2 variations of backgrounds are provided: One blank and one with an image to help.

Visualize the story as it is being read or read it independently.

Name:-----

Date:-----



Visualize & Draw #3 - Fun On Wheels



Read, listen to, and visualize the story below. Draw and color a detailed picture of the story.



Jen and Mr. like have fun on wheels. Jen is riding her yellow bike. Max is cruising on his blue skateboard. They both wear helmets to protect their heads. They ride on the sidewalk and watch for cars driving by.

Name: _____

Date: _____




Visualize & Draw #1 - Groundhog Day



Read, listen to, and visualize the story below. Draw and color a detailed picture of the story.



It is Groundhog Day. We are waiting for the groundhog to come out of his hole. The sun is shining and it is cold. The groundhog pops out of this hole and looks around. He sees his shadow. We will have 6 more weeks of winter.



Use listening mats for...

- ♥ Independent work
- ♥ Small group instruction
- ♥ Fast finishers
- ♥ Whole group activities
- ♥ Morning work
- ♥ Assessments
- ♥ Literacy centers
- ♥ Sub-plans
- ♥ Home practice

Why You Need listening mats

Proud to Be Primary

- This ONE ELA resource is all you need to build listening skills through repeated following directions activities all school year.
- Help students build reading comprehension skills by following the instructions on each page.
- 20 engaging listening activities provide variety and keep interest high!
- Save time as your listening activities are ready for you!
- This no-prep, versatile resource is great for independent work, whole group activities, small groups, sub-plans, morning work, literacy centers, home practice, and more!



"GREAT! NO PREP, just PRINT! These are absolutely great for teaching my students. It teaches them to listen to instructions and how important it is to listen to the DETAILS of that instruction."

Name: Stoan
Follow Directions & Draw
Read and listen to the each task below. Draw and Follow

"I purchased this product to help with my students listening and following directions- I picked this because my students really enjoy coloring. This was very engaging to my students and I didn't have any students who were not following directions and showing me our silent signals and responding to my signals."

Draw a scarecrow standing in the field.
Draw a turkey with 6 feathers.
Draw the sun and 3 birds in the sky.
Color your picture with 5 or more colors.

© Proud to be PRIMARY 2016

Learn More About listening mats



Love this resource?

Get 3 months for FREE
with the Listening Mats
BUNDLE with listening
activities for the
whole year.

Learn more about using
Listening Mats to help your
students follow directions!



Want a FREE Sample of listening mats



SIGN UP TO GET A FREE SET OF
LISTENING MATS FOR FREE!



I'd love for you to try this
resource with your students
to see if they are a perfect fit
for your students!

**CLICK HERE TO
GRAB YOUR
FREE SAMPLE!**