

Writing Practice for June writing mats

Picture &
Word
Support

20 Engaging
Prompts

Valuable
Topics

Writing
Conventions
Checklist

3 Styles:
Blank,
Interlines, &
Solid Lines

Name: Melba W. Date: June 6

Word List
Use the words and pictures to help create your story

sunglasses swim
sunscreen waterslide
popsicle ice cream

When it gets hot, I wear
sunscreen and my
sunglasses.

Writing Checklist: I can...

Color in the checkmark to show you have used this writing convention

use capitals use punctuation use spaces print neatly stretch out words reread it

© 2016/2019 Proud to be Primary

June Writing Topics

writing mats

1. Father's Day
2. My Dad and I
3. Blowing Bubbles
4. Eating Ice Cream
5. At the Carnival
6. Camping
7. My Family Trip
8. In the Summer
9. My Summer Vacation
10. When it gets HOT

11. Pool Time
12. At the Seashore
13. Under the Sea
14. In the Tide
15. At the Barbecue
16. Honeybee Life Cycle
17. Sea Turtle Life Cycle
18. Sunflowers Grow
19. Plants in Summer
20. At the Zoo

Printable writing mats







20 different Writing Mats for each month. Each mat comes in 3 styles: interlines, solid lines, or blank pages with either a sentence starter or title. Every mat covers a different writing topic with themed word list.

A variety of topics and sentence starters included to keep engagement high.








Write and illustrate stories about high interest topics and relatable themes.

Name: _____ **Date:** _____

Word List
Use the words and pictures to help create your story.

 cook	 ride
 build	 play
 sports	 barbecue

Writing Checklist: I can...

 Color in the checkmark to show you have used this writing convention	 use capitals	 use punctuation	 use spaces	 print neatly	 stretch out words	 reread it
--	--	---	--	--	---	--

© Proud to Be PRIMARY 2016


Word lists support beginning writers with writing, spelling, and illustrating.

Build writing fluency by writing a short story and checking it each day.

Use the writing conventions checklist to independently check writing.

June

WRITING MAT



Name: _____

Name: _____

Date: _____

Word List

Use the words and pictures to create your story.



love



hug



help



play



award



present

On Father's Day

Writing Checklist: I can...

Color in the checkmark to show you have used this writing convention.



use capitals



use punctuation



use spaces



print neatly



stretch out words



reread it

Name: _____

Date: _____

In the Summer

Word List

Use the words and pictures to create your story.



beach



bubbles



play



ice cream



read



picnic

Writing Checklist:

Color in the checkmark to show you have used this writing convention.



use capitals



use punctuation



use spaces



print neatly



spell words



reread it

Name: _____

Date: _____

At the Seashore

Word List

Use the words and pictures to create your story.



starfish



shell



sand pail



sandcastle



umbrella



crab

Color in the checkmark to show you have used this writing convention.

Writing Checklist: I can...



use capitals



use punctuation



use spaces



print neatly



spell words



reread it

Digital writing mats

Name: _____ **Eating Ice Cream**

Date: _____

Word List
Use the words and pictures to help create your story.

- cone
- float
- cup
- truck
- sundae
- lick

Writing Checklist: I can...

- ☐ use capitals
- ☐ use punctuation
- ☐ use spaces
- ☐ add details
- ☐ spell words
- ☐ reread it

Color in the checkmark to show you have used this writing convention.

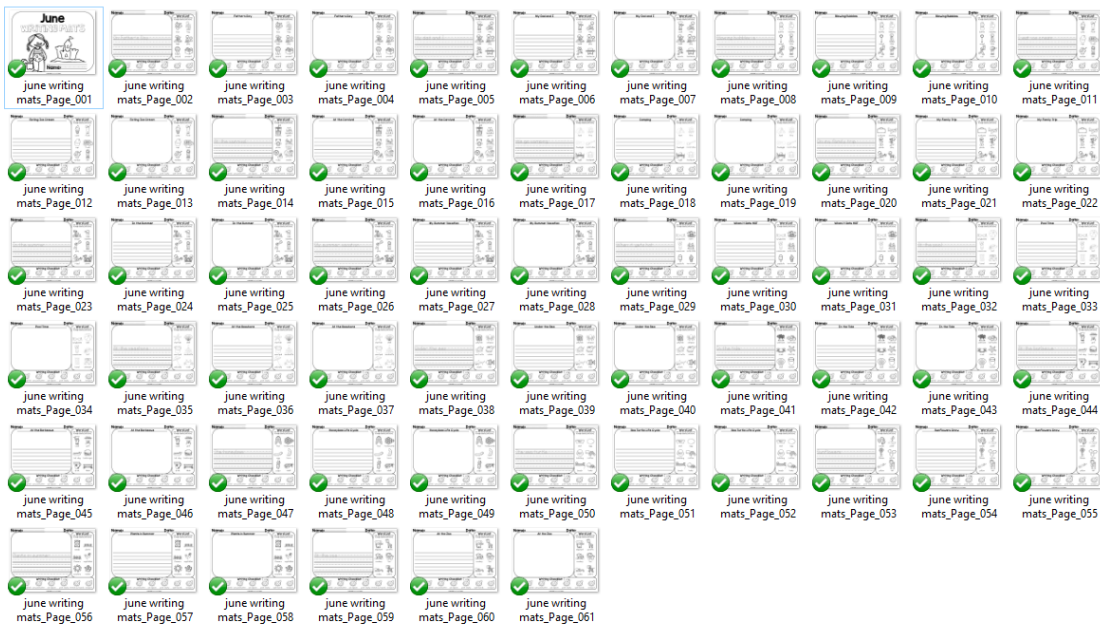
Proud to Be Primary

© 2016/2020 Proud to Be Primary

A link and instructions are provided to make a copy of a Google Slides™ document that you can use with your students.


Images to Use in Seesaw writing mats

Image files for each paper are included for use with Seesaw or another secure, password-protected platform for your classroom of students.



Name: Pierce S.

Date: June 10



Under the sea lives an
eight-legged octopus.

Word List

Use the words and pictures to help create your story



jellyfish



octopus



sea turtle



whale



shark



fish

Writing Checklist: I can...

Color in the checkmark to show you have used this writing convention



use capitals



use punctuation



use spaces



print neatly



stretch out words



reread it

© 2016/2020 Proud to be Primary

Use writing mats for...

- ♥ Independent writing
- ♥ Writer's Workshop
- ♥ Small group instruction
- ♥ Morning work
- ♥ Literacy centers
- ♥ Fast finishers
- ♥ Assessments
- ♥ Sub-plans
- ♥ Home practice

Why You Need writing mats

- This ONE writing resource is **all you need** to supply your writing center for the month. Build writing fluency through repeated writing.
- **20 fun writing prompts** provide variety and keep interest high!
- **Save time** as your writing activities are ready for you!
- This **no-prep, versatile resource** is great for independent writing, writer's workshop, small groups, sub-plans, morning work, literacy centers, home practice, and more!
- Help students with vocabulary and spelling with the **Picture-Word lists** match the story starter and topic.
- Use the **Writing Checklist** to encourage independence with self-checking and help students remember what they need to include.



Name: Trevor L.
Eating Ice Cream

Date: June 2



I love to buy a chocolate
cone from the ice cream
truck.

Name: Melba W.



When it gets hot, I wear
sunscreen and my
sunglasses.

Color in the
checkmark
to show you
have used
this writing
convention



use capital



sunglasses



swim



sunscreen



waterslide



ice cream



ice cream

Name: Pierce S.

Date: June 10



Word List

Use the words and pictures
to help create your story



jellyfish



octopus



sea turtle



whale



shark



fish



water slide



water slide

"These are great for writing
practice and provide the students
with all the tools they need to be
successful writers."

list: I can...

the
convention

use punctuation

use spaces

print neatly

stretch out words

reread it

Learn More About writing mats



Love this resource?

Get 3 months for FREE
with the Writing Mats
BUNDLE with prompts
for the whole year.

Learn more about using
Writing Mats to help you
teach writing in K-2!



Want a FREE Sample of writing mats?



SIGN UP TO GET A FREE SET OF
WRITING MATS FOR FREE!



Name: Jane **Date:** September 3rd

In My Classroom

On each table, there are 4 tables.

On each table, there are books and school supplies. My teacher uses a whiteboard to teach with. She has her own desk.

For lunch, we eat together at our table like sitting beside my friend.

Word List
Use the words and pictures to help create your story.

teacher desk books school supplies lunch friend

Writing Checklist: I can...

Color in the checklist to show you have used this writing convention.

use capitals use punctuation use spaces print neatly spell words reread

* Proud to be PRIMARY 2016

I'd love for you to try this resource with your students to see if they are a perfect fit for your students!

[CLICK HERE TO
GRAB YOUR
FREE SAMPLE!](#)