

June Language Arts word mats

Proud to Be Primary

20 ELA
Worksheets

4 Activities
on Each
Page

26 Skills
Covered


Printable &
Digital


No-Prep &
Versatile


Name: Linda


Date: June 10


Phonics
Write the -et word family words next to the pictures

 jet


 net


 wet


 pet


 vet

Vowel Teams
Trace the 'AI' long vowel team to spell words.

 rainbow

 mail

 snail

 rain

Prepositions
Copy the correct preposition in the blank spaces

The baby is sitting in the sand.
(on, under, in)

The boy is bending over with a net.
(in, over, on)

Categories
Sort the words from the word list into categories.

Things to do with your dad.	Things to give your dad.
1. play	1. book
2. ride	2. hug
3. fish	3. tie
4. run	4. card

WORD LIST: play, ride, book, tie, run, card

© Proud to be PRIMARY 2016

June Language Arts






Word mats

20 Word Mats for each month. Every mat is different.

Each mat covers 4 different language skills and standards.

Seasonal clip art and graphics used to illustrate.

Name: _____ Date: _____

<p>Phonics Color words that start with 'q'</p> 	<p>Sight Words Read, trace, fill letterboxes, and spell sight words.</p>  <p>did did <input type="text"/> <input type="text"/> _____ get get <input type="text"/> <input type="text"/> _____ come come <input type="text"/> <input type="text"/> <input type="text"/> _____</p>
<p>Color words that start with 'z'</p> 	<p>Pronouns Circle the correct pronoun to replace the noun.</p> <p>1. <u>Donny</u> went fishing with his dad. She They He</p> <p>2. <u>Our classmates</u> love school. I They She</p> 
<p>Verbs Write the correct verbs next to the pictures. Use the words from the word list.</p>  <p>WORD LIST: lick, blow, cook, ride</p>	

© Proud to Be PRIMARY 2016

Each section is clearly explained and represented.

Bolded instructions helps kids focus on important information.

Quick review activities to help build fluency with ELA standards.

A large variety of language arts activities.



Proud to Be Primary

Skills covered in word mats

- ♥ rhyming words
- ♥ sentence structure
- ♥ vocabulary
- ♥ printing
- ♥ punctuation
- ♥ sight words
- ♥ spelling
- ♥ capitalization
- ♥ vowels (short & long)
- ♥ phonics
- ♥ blends & digraphs
- ♥ vowel teams
- ♥ grammar
- ♥ compound words
- ♥ letter sounds

Name: -----

Date: -----

Verbs

Colour things that are hot.



Sight Words

Find the hidden sight words and use the key to colour.

COLOUR KEY
 made = red
 may = blue
 part = yellow
 get = green
 ran = orange



Sentence

Read each sentence and draw what you see in the picture.



- Draw a sandcastle on the beach.
- Draw 3 coconuts in the palm tree.
- Draw yourself swimming in the ocean.
- Draw a towel and an umbrella on the sand.
- Draw a crab walking on the beach.
- Colour and add your own details!

Name: -----

Date: -----

Spelling

Say each picture, sound it out, and spell the CVC.









Sentences

Fill in each sentence with a word that fits.

1. My dad is _____.
2. I went _____ with my dad.
3. _____ fireworks were _____.

Printing

Read and print the letters in the correct!

Ss Tt Uu Vv Ww Xx



Directional Endings

1. Add an 's' to the end of the words. Draw a picture to match its meaning.

seed_

hotdog_

short_

Name: -----

Date: -----

Diphthongs

Trace the diphthong and read the word. Color the correct picture.

pause



point



clown



Consonant Endings


Spell each word with the given double consonant ending.



handcu**ff**



w**ll**



gr**ass**



fu**zz**

Phonics

Color the pictures that begin with the 'b' sound



Commas

Put commas between the items in the series below.

1. Yesterday was **be** Sunday
June 10th.

2. We ate 2 hotdogs 3 salads
and 5 watermelons.

Name: -----

Date: -----

Digraphs

Write the correct digraph at the beginning, middle, or end of each word. Digraphs are CH, PH, SH, WH.



fi__



bea__



__icken



dol__in



jellyfi__



__ark



bran__



__ark

Printing

Trace and print the short vowel words on the lines.

crab



fish



Sentences

Circle the sentence that matches the picture.



- The girl is swimming in a boat.
- The boy is fishing in a boat.
- The girl is fishing in a boat.

Adjectives

Look at the pictures. Write an adjective to describe the nouns.


















Digital word mats


Name: _____ Date: _____


Sight Words
Read, trace, and spell sight words.

 find find _____  down down _____
 long long _____  day day _____

Prepositions
Copy the correct preposition from the word bank in the blank spaces beside each picture.





 The boy is sitting _____
the dock.

 The girl is fishing _____
the boat.









 The lady is standing _____
the ice cream cart.

Word Bank: behind, on, in

Phonics
Circle the correct ending sound.

   
r c b s p o s h l s d q

Verbs
Circle things that live in the ocean.

© 2013 to Present - Elyse Hycroft, Proud to be Primary

Images to Use in Seesaw word mats

Image files for each sheet are included for use with Seesaw or another secure, password-protected platform for your classroom of students.



Slide1



Slide2



Slide3



Slide4



Slide5



Slide6



Slide7



Slide8



Slide9



Slide10



Slide11



Slide12



Slide13



Slide14



Slide15



Slide16



Slide17



Slide18



Slide19



Slide20



Slide21



Slide22



Slide23



Slide24



Slide25



Slide26



Slide27



Slide28



Slide29



Slide30

There is also an interactive PowerPoint file included that you can upload and use in Microsoft Teams.



Use word mats for...

- ♥ Independent reading
- ♥ Small group instruction
- ♥ Fast finishers
- ♥ Reader's Workshop
- ♥ Morning work
- ♥ Assessments
- ♥ Literacy centers
- ♥ Sub-plans
- ♥ Home practice

Why You Need

word mats

- Word Mats are aligned to the **Common Core Standards** and covers **26 skills each month (4 on each page)**.
- Word Mats help **build English Language Arts skills** and provide daily **review and practice in 1st grade** (challenge for K & review in 2nd grade).
- Create a booklet of morning work activities that students can work on independently each morning and build important skills at the same time!
- **20 simple and no-prep worksheets** to engage students with each day.



- **Save time** as your word work activities are ready for you! Great in sub-plans or for your fast finishers!
- This **versatile resource** is great for small group instruction, morning work, literacy centers, home practice, online practice, and more!

"These have been great to use for Phonics review the last 2 weeks of school! My students have really enjoyed doing them."

Date: June 3

Printing
The short vowel words on the lines.

ship
clams

Phonics
Write the medial long vowel sound of the pictures.

a i

Rhyming Words
Spell and draw 2 words that rhyme with cone.

1. bone  2. stone 

Capitalization
Rewrite the names with a capital letter.

John Jones
John Jones
calvin hob
Calvin Hob

Name: Amanda Date: June 11

Printing
Trace and print the short vowel words on the lines.

grill grill grill
bag bag bag

Blends
Circle the correct initial blend.

sm sp
st sk

Sentences
Check the sentence that matches the picture. Circle the 2 nouns.

The kids were sitting at the desk.
 The kids were sitting at the table.
 The animals were sitting at the table.

Adjectives
Trace the noun and list 2 adjectives.

coaster dolphin
1. smooth
2. gray

1. fast
2. big

Name: Linda Date: June 10

Phonics
Write the -et word family words next to the pictures.

jet
net
wet

Vowel Teams
Trace the 'AI' long vowel team to spell words.

rainbow

Prepositions
Copy the correct preposition in the blank spaces.


The baby is sitting in the sand.
(on, under, in)

The boy is bending over.

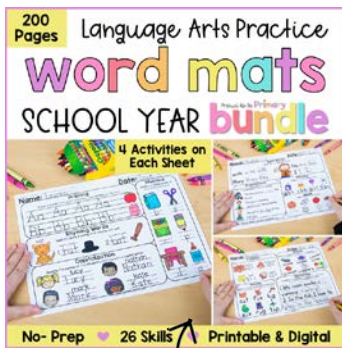
"These slides have been a perfect way to review grammar at the end of this year. Students have been responsive to the slides."

Want more word work?

Gain more fun word work activities to use in K-2!



Literacy resources for K-2



Click the images to see literacy resources with
EVERYTHING you need for the whole year!

Want a FREE Sample of word mats?



Click below to GET A FREE SET OF
Word MATS FOR FREE!



I'd love for you to try this
resource with your
students to see if they
are a perfect fit for your
students!

[CLICK HERE TO
GRAB YOUR
FREE SAMPLE!](#)