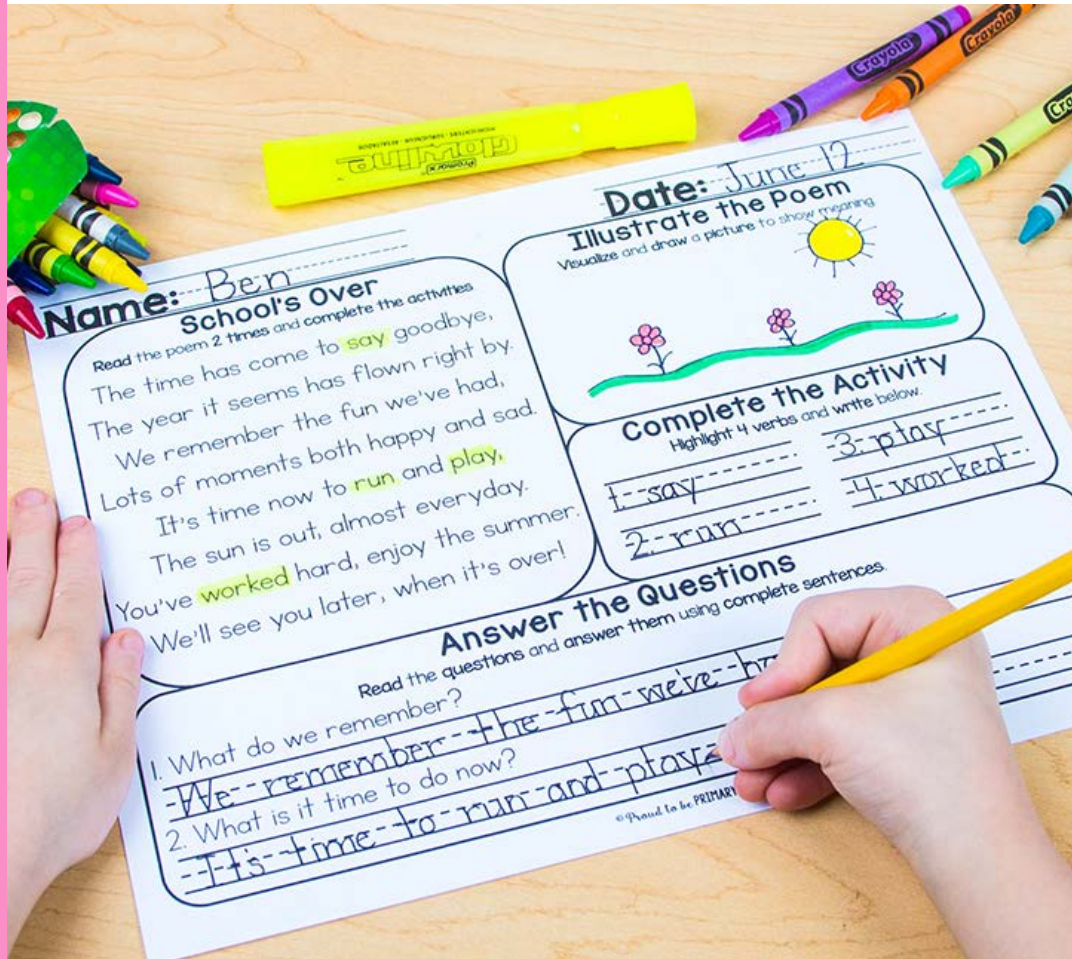


June Poem Activities

poetry mats



**5 Original,
Themed
Poems**

**20 Engaging
Activities**

**Covers
Important
ELA Skills**

**Build Fluency &
Comprehension**

**4 Types of
Pages**

Proud to Be Primary

Name: _____ Dinosaur Romp Read the poem 2 times and complete the activities. Dinosaur, dinosaur,	Date: _____ Illustrate the Poem Visualize and draw a picture to show meaning.
---	---

2

2

4

3

4

Student reads the poem and completes 3 activities, including rewriting the poem and completing a series of tasks.

poetry mats

Proud to Be Primary

Poems Included for June


1. Dinosaur Romp
2. School's Over
3. Beach Exploring
4. Swimming in the Sea
5. My Watch

ELA Skills Covered

- | | |
|------------------|------------------------|
| 1. Reading | 7. Illustrating |
| 2. Connecting | 8. Grammar |
| 3. Sequencing | 9. Using context clues |
| 4. Comprehension | 10. Sentence structure |
| 5. Rhyming Words | 11. Phonics |
| 6. Writing | 12. So much MORE! |

June

POETRY MEETS



Name: _____

Name: _____

Date: _____

Dinosaur Romp

Read the poem 2 times and complete the activities.

Dinosaur, dinosaur,

Going for a romp.

Stomping around on pointy claws,

Stomp! Stomp! Stomp!

Dinosaur, dinosaur,

Going for a romp.

Chomping around with pointy jaws

Chomp! Chomp! Chomp!

Illustrate the Poem

Visualize and draw a picture to show meaning.

Complete the Activity

Write 4 'ing' words and write below.

1. _____

3. _____

2. _____

4. _____

Answer the Questions

Read the questions and answer them using complete sentences.

1. What do dinosaurs do with their claws?

2. What do dinosaurs do with their jaw?

Name: _____

Date: _____

School's Over

Fill in the missing words in the poem using the word list.

The time has come to say _____,

The year it seems has flown right by.

We remember the _____ we've had,

Lots of moments both happy and sad.

It's time now to _____ and play,

The _____ is out, almost every day.


You've worked hard, enjoy the summer.

We'll see you later when it's over!

fun, goodbye, summer

Color the Meaning

Color pictures that match the meaning.



rhyming Words

Write down the rhyming words in the poem and record.

_____ ↔ _____

_____ ↔ _____

Complete the Part

Write the missing words in the poem and write the missing words to complete the part.

The time _____

We remember _____

You've worked _____

Name:-----

Date:-----

Swimming in the Sea

Fill in the letterboxes in the poem using the word list.

Shark, shark, your jaw.

Crab, crab, pinch your claws.

Turtle, , glide on by.

Dolphin, dolphin, up high.

Fish, fish, turn around.

Whale, whale, break down.

turtle snap swim jump

Make a Connection

Draw a picture to show your connection to the poem.

Answer the Question

Read the poem and check off the correct answers.

1. Turtle _____ on by.

☐ glides

☐ swims

☐ wiggles

2. A fish _____ around.

☐ swims

☐ turns

☐ dives

Order the Events

Draw 3 parts of the poem in order.

1

2

3

Name: _____

Date: _____

Beach Exploring

Read the poem and rewrite it on the lines

I love to go beach exploring!
Looking around and never knowing,
What I might find in the sand,
Small creatures I pick up in my hand.
I walk to the water to see some more
Watch waves crash down along the shore.
On my way home I find a tiny shell,
Take it with me as a memory of my shell.

Handwriting practice lines for rewriting the poem.

Complete the tasks

Read and follow the instructions for each task.

1. Circle 2 "th" words with GREEN.
2. Find 4 things you see at the beach and circle them with YELLOW.
3. Circle 3 verbs with RED.
4. Challenge: Read as fast as you can!

Draw a Part

Underline one line in the poem and draw it below.

Digital

Proud to Be **Primary**

poetry mats

Name: _____

School's Over
Click and drag the correct words into the boxes below.

The _____ has come to say goodbye,
The year it seems has flown right by.
We _____ the fun we've had,
Lots of moments both _____ and sad.
It's time now to run and play,
The sun is out, almost everyday.
You've worked hard, enjoy the summer.
We'll see you later, when it's _____

summer
play
time

remember **happy** **over** **time**

Order the Events
Place 3 events from the poem in order.

1 2 3

Date: _____

Make a Connection
Add or upload a photo to show your connection.

Answer the Question
Read the questions and check off the correct answers.

1. There are lots of happy _____
☐ times ☐ days ☐ memories

2. The _____ is out, almost everyday.
☐ sun ☐ teacher ☐ kid

© 2015 to Present - Elyse Rycroft, Proud to be Primary

A link and instructions are provided to make a copy of a Google Slides™ document that you can use with your students.



Images to Use in Seesaw

poetry mats

Proud to Be Primary

Image files for each sheet are included for use with Seesaw or another secure, password-protected platform for your classroom of students.



JUNE Poetry Mats
INTERACTIVE PPT



Slide1



Slide2



Slide3



Slide4



Slide5



Slide6



Slide7



Slide8



Slide9



Slide10



Slide11



Slide12



Slide13



Slide14



Slide15



Slide16



Slide17



Slide18



Slide19



Slide20



Slide21



Slide22



Slide23



Slide24



Slide25



Slide26



Slide27



Slide28



Slide29



Slide30



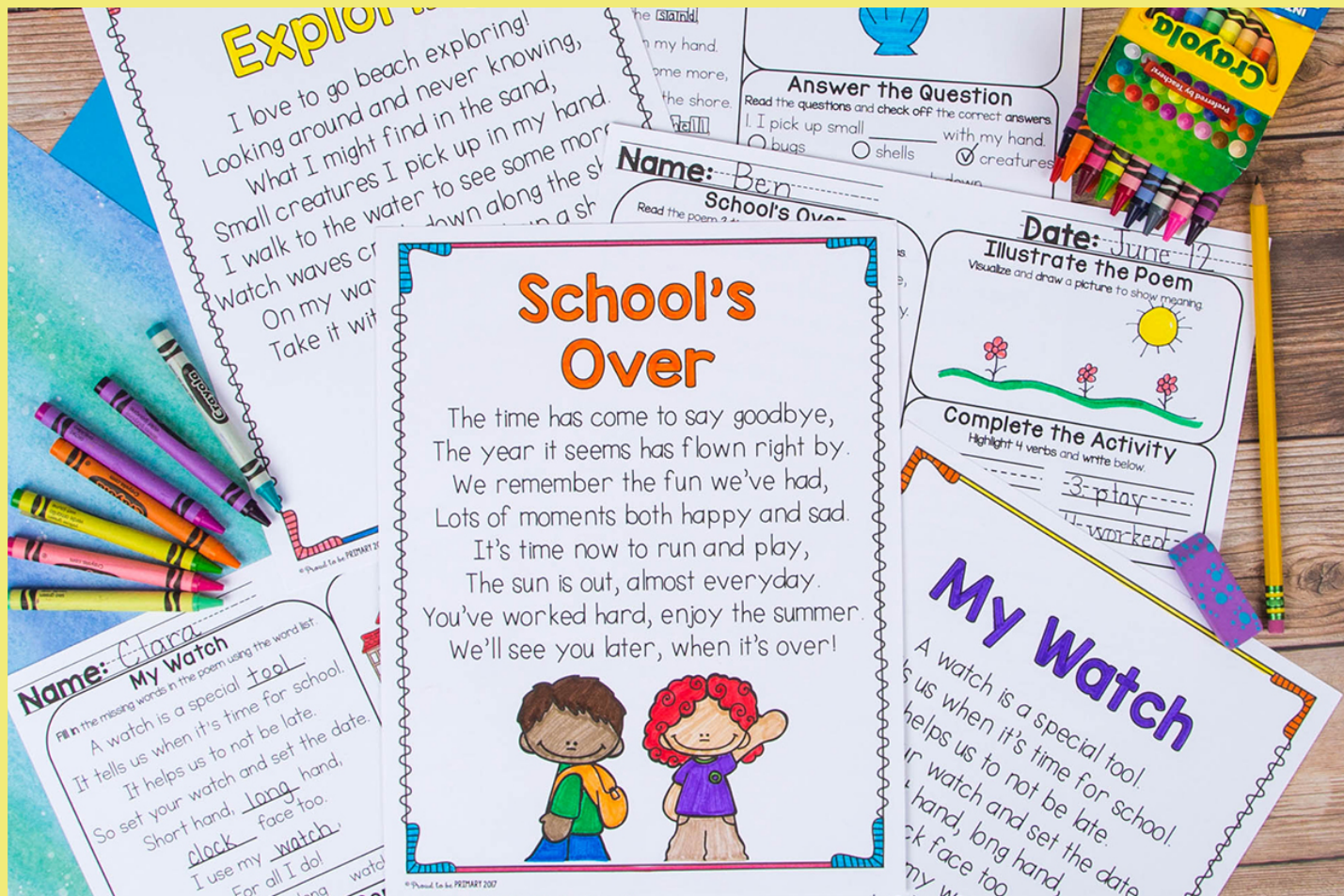
Slide31



Slide32



Slide33



Use poetry mats for...

- ♥ Whole group reading
- ♥ Small group instruction
- ♥ Fast finishers
- ♥ Independent practice
- ♥ Morning work
- ♥ Assessments
- ♥ Literacy centers
- ♥ Sub-plans
- ♥ Home practice

Why You Need

poetry mats

Proud to Be Primary

- This ONE poetry resource is all you need to build reading fluency through repeated reading for a month.
- Help students build reading comprehension skills with follow-up questions and activities for each poem.
- 5 original themed poems provide variety and keep interest high!
- Save time as your non-prep poetry activities are ready for you!
- This differentiated, versatile resource is great for whole group reading, independent reading, small groups, sub-plans, morning work, literacy centers, home practice, and more!
- They build reading confidence and kids love them!



"This is amazing. The topics of the poems are perfect. The activities on the mats are great. I like how there are different activities for the same poem."

Name: Stara Navy Watch

Fill in the missing words in the poem using the word list.

A watch is a special tool.
It tells us when it's time for school.
It helps us to not be late.
So set your watch and set the date.
Short hand, long hand,
clock face too.
I use my watch,
For all I do!

tool Clock long watch

Date: June 1
Color the Meaning
Color pictures that match the meaning



Rhyming Words

Find pairs of rhyming words in the poem and record

tool ↔ school
late ↔ date

Complete the Part

Find each part in the poem and write the missing words to complete the part.

It tells us when it's time for school.
So set your watch and set the date.
Short hand, long hand, clock face.

"Absolutely love this product!
It made poem of the week planning such a breeze. I love the activities that go with each activity."

Learn More About poetry mats



Love this resource?
Get 4 months for FREE with
the Poetry Mats BUNDLE
with poems and activities
for the whole year.

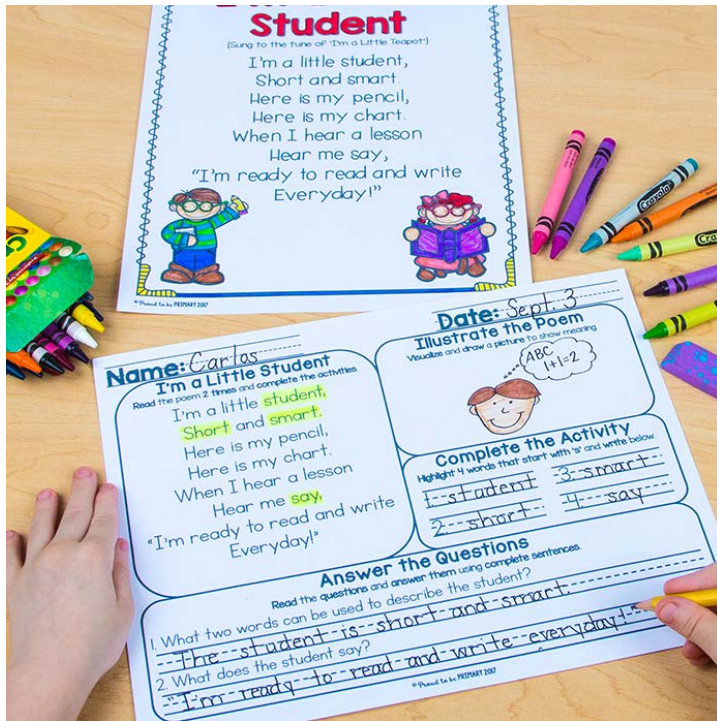
Learn more about using Poetry
Mats to help you teach poetry
in K-2!



Want a FREE Sample of poetry mats



GET A FREE POEM &
ACTIVITIES FOR FREE!



I'd love for you to try this
resource with your students
to see if they are a perfect fit
for your students!

[CLICK HERE TO
GRAB YOUR
FREE SAMPLE!](#)