

Daily Listening Practice

listening mats

for June

**20 Fun
Listening
Activities**

**3 Types of
Activities**

**Relatable
Topics**


**Checklists to
Stay on
Track**

**No-Prep &
Versatile**

Name: Shayne Date: June 6

Listen & Color #4 - Lemonade Stand

Read and listen to each step below. Color the picture and complete the tasks as described.



- Color 3 glasses of lemonade pink.
- Color the sign 2 colors.
- Color the lemon basket orange and purple.
- Color 5 lemons and the sun yellow.
- Color the boy drinking lemonade.
- Color the girl selling lemonade.
- Color the roof of the lemonade stand pink and blue and the bottom brown.

© Proud to be PRIMARY 2017

Type I: Listen & Color

listening mats

Proud to Be **Primary**

Students listen to each step given or read it themselves.

They color the picture and complete the tasks as described.


Children need listening ears, a pencil, and crayons to complete.

Backgrounds, topics, and tasks are relatable to children.

Name: _____ **Date:** _____

Listen & Color #4 - Lemonade Stand

Read and listen to each step below. Color the picture and complete the tasks as described.



Color 3 glasses of lemonade pink.

Color the sign 2 colors.

Color the lemon basket orange and purple.

Color the lemons and the sun yellow.

Color the boy drinking lemonade.

Color the girl selling lemonade.

Color the roof of the lemonade stand pink and blue and the bottom brown.

© Proud to be PRIMARY 2017

Each Mat is labeled to keep track. Instructions are provided on each page.

Use as an assessment tool to check listening skills and ability to follow directions.

Clear and specific steps to complete in the picture provided.

Name: _____

Date: _____

Listen & Color #4 - Lemonade Stand

Read and listen to each step below. Color the picture and complete the tasks described.



- ☀ Color 3 glasses of lemonade pink.
- ☀ Color the sign 2 colors.
- ☀ Color the lemon basket orange and purple.
- ☀ Color 5 lemons and the sun yellow.
- ☀ Color the boy drinking lemonade.
- ☀ Color the girl selling lemonade.
- ☀ Color the roof of the lemonade stand pink and blue and the bottom brown.

Type 2: Follow Directions & Draw

listening mats


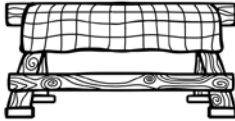









Proud to Be **Primary**

Students **listen to each task given** or **read it themselves**.

They **draw the picture by following the directions** given.

Children need
listening ears,
a pencil, and
crayons to
complete.

Backgrounds,
topics, and
tasks are
relatable to
children.

Name: _____		Date: _____	
Follow Directions & Draw #5 - Summer Activities <small>Read and listen to each task below. Draw and Follow each direction given.</small>			
1 	2	3 	
4	5 	6	
<div><div> In box #1, draw a bucket and shovel.</div><div> In box #4, draw your swimsuit.</div></div> <div><div> In box #2, draw your favorite carnival ride.</div><div> In box #5, draw yourself swimming.</div></div> <div><div> In box #3, draw 3 summer foods you enjoy</div><div> In box #6, draw your favorite summer hobby.</div></div> <div><div> on a picnic table.</div><div> Color your picture with 5 or more colors!</div></div>			

© Proud to be PRIMARY 2007

Each Mat is
labeled to
keep track.
Instructions
are provided
on each page.

Use as an
assessment
tool to check
listening skills
and ability to
follow
directions.


Clear and specific items to draw to
complete in the picture provided.

Name:-----

Date:-----

Follow Directions & Draw #4 - Camping Fun

Read and listen to each step below. Color the picture and complete the tasks described.



☀ Draw yourself sitting on a log on the other side of the fire.

☀ Draw a large tent.

☀ Draw a picnic table and mini barbecue.

☀ Draw 2 sleeping bags rolled up on the ground.

☀ Draw a critter coming from the forest.

☀ Draw a deer behind the tent.

☀ Color your picture with 5 or more colors!

Type 3: Visualize & Draw

listening mats


Proud to Be **Primary**

Students read, listen to, and visualize the story given.
They draw and color a detailed picture of the story.

Children need listening ears, a pencil, and crayons to complete.

Name: _____ **Date:** _____

Visualize & Draw #7 - The Ice Cream Truck
Read, listen to, and visualize the story below. Draw and color a detailed picture of the story.



Erin and her friends are playing outside on a hot, sunny day. They hear the ice cream truck coming. It is playing a catchy tune. They run down the street to catch it. Erin and her friends each order an ice cream treat!

© Proud to be PRIMARY 2017

Each Mat is labeled to keep track. Instructions are provided on each page.

Use as an assessment tool to check listening skills and ability to follow directions.

2 variations of backgrounds are provided: One blank and one with an image to help.

Visualize the story as it is being read or read it independently.

Name:-----

Date:-----



Visualize & Draw #2 - Summer Reading



Read, listen to, and visualize the story below. Draw and color a detailed picture of the story.



Tiffany's teacher gives her a summer reading challenge. She needs to read 100 books in as many places as possible. Tiffany loves the challenge and reads while riding her skateboard, sitting in a tree, and camping under the stars.

Name: _____

Date: _____



Visualize & Draw #2 - Summer Reading



Read, listen to, and visualize the story below. Draw and color a detailed picture of the story.

Tiffany's teacher gives her a summer reading challenge. She needs to read 100 books in as many places as possible. Tiffany loves the challenge and reads while riding her skateboard, sitting in a tree, and camping under the stars.

Name: Claire

Date: June 10

Follow Directions & Draw #2 - At the Seashore

Read and listen to each task below. Draw and Follow each direction given.



⚙ Draw yourself building a sandcastle.

⚙ Draw 2 buckets and 3 shovels.

⚙ Draw the sun shining above the clouds.

⚙ Draw a beach towel and pair of flip flops.

⚙ Draw a crab and 5 seashells on the sand.

⚙ Draw 4 big waves in the water.

⚙ Draw a pair of sunglasses on the towel.

⚙ Color your picture with 5 or more colors!

© Proud to be PRIMARY 2007

Use listening mats for...

- | | | |
|--------------------------|---------------------------|------------------|
| ♥ Independent work | ♥ Small group instruction | ♥ Fast finishers |
| ♥ Whole group activities | ♥ Morning work | ♥ Assessments |
| | ♥ Literacy centers | ♥ Sub-plans |
| | | ♥ Home practice |

Why You Need listening mats

Proud to Be Primary

- This ONE ELA resource is all you need to build listening skills through repeated following directions activities all school year.
- Help students build reading comprehension skills by following the instructions on each page.
- 20 engaging listening activities provide variety and keep interest high!
- Save time as your listening activities are ready for you!
- This no-prep, versatile resource is great for independent work, whole group activities, small groups, sub-plans, morning work, literacy centers, home practice, and more!



Name: Claire

Follow Directions & Draw

Read and listen to each task below. Draw and color.



- ☼ Draw a crab and 5 seashells on the sand.
- ☼ Draw 4 big waves in the water.
- ☼ Draw a pair of sunglasses on the towel.
- ☼ Color your picture with 5 or more colors!

© be PRIMARY 2017

"This resource was a perfect addition to our summer school curriculum!"

"Very engaging product with many ways to use it. I will for sure be purchasing the other themed mats. I use these as barrier games, following directions, prepositions, vocabulary, story creation, etc."

Learn More About listening mats



Love this resource?

Get 3 months for FREE
with the Listening Mats
BUNDLE with listening
activities for the
whole year.

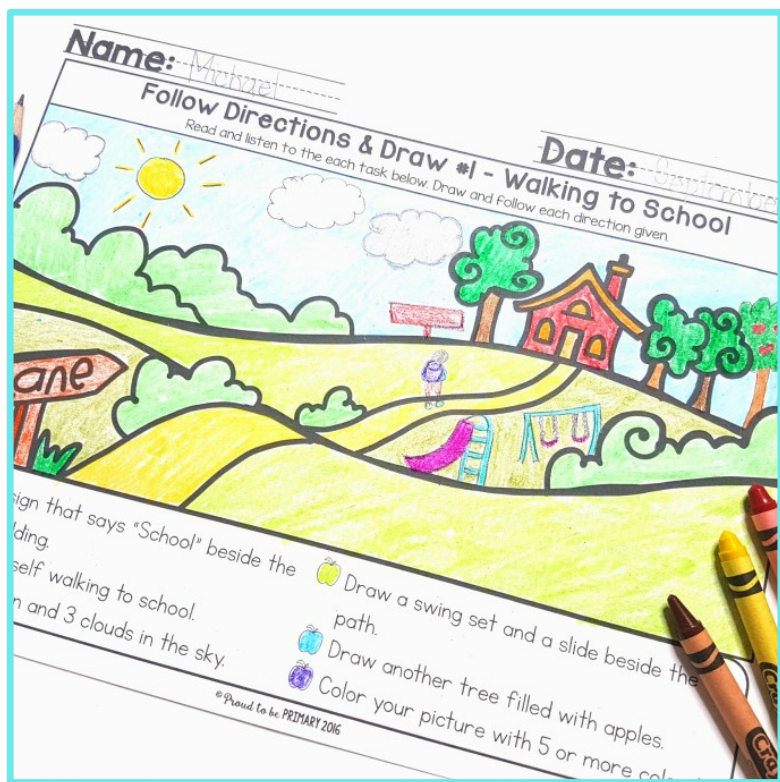

Learn more about using
Listening Mats to help your
students follow directions!



Want a FREE Sample of listening mats



SIGN UP TO GET A FREE SET OF
LISTENING MATS FOR FREE!



I'd love for you to try this
resource with your students
to see if they are a perfect fit
for your students!

**CLICK HERE TO
GRAB YOUR
FREE SAMPLE!**