

June Reading Practice comprehension mats

Proud to Be **Primary**

Name: _____

Ice Cream Treat
Read the passage 3 times and fill in a shape each time.

Noah and Luna are enjoying ice cream treats. Noah has two chocolate scoops in a bowl. Luna has three strawberry scoops in a cone. They both have sprinkles on top. Noah and Luna love ice cream on a hot day!



Date: _____

Make a Connection
Draw a picture to show your connection to the story.



Answer the Question
Read the questions and check off the correct answers.

1. Noah has two _____ scoops.
☐ strawberry ☒ chocolate ☐ vanilla

2. They both have _____ on top.
☐ nuts ☐ fudge ☒ sprinkles

Order the Events
Draw or write 3 events from the story in order.

1  2  3 

20 Fluency
Passages

Comprehension
Questions

2 Types of
Pages

Engaging
Activities

No-Prep
Printable &
Digital

1st Type of comprehension mats

Proud to Be Primary

20 different Comprehension Mats for each month. Each mat has a reading passage and follow-up comprehension questions and activities to complete.

Passages with decodable words, theme words, and sight words.

Build fluency with repeated reading.

Name: _____ **Date:** _____

Beach Day
Read the passage 3 times and fill in a shape each time.
Cara is at the beach with her family. She builds a sandcastle with her sister. She jumps over waves with her brother. She enjoys relaxing on her towel with a book. Cara loves to play and swim all day.

Illustrate the Story
Draw a picture to show the meaning of the story.

Complete the Activity
Highlight 4 nouns and write them below.

1. _____ 3. _____
2. _____ 4. _____

Answer the Questions
Read the questions and answer them using complete sentences.

1. What does Cara do with her sister?

2. What does Cara enjoy on her towel?

Illustrate or write the meaning of the passage.

Locate and highlight parts of the text to complete questions & activities.

Answer questions that require them to refer to text for the answers.

Name: _____

Date: _____

Wondrous Whales

Read the passage 3 times and fill in a shape each time.

Whales are amazing creatures.

They are the world's largest mammals. They swim in the ocean and have babies. They breathe air out of a blowhole. Some have teeth and some do not. Whales are gentle giants.



Illustrate the Story

Draw a picture to show the meaning of the story.



Complete the Activity

Write words with beginning blends and write them below.

1. _____

3. _____

2. _____

4. _____

Answer the Questions

Read the questions and answer them using complete sentences.

1. What type of animals are whales?

2. What do whales breathe air out of?

2nd Type of Comprehension mats

Proud to Be Primary

20 different Comprehension Mats for each month. Each mat has a reading passage and follow-up comprehension questions and activities to complete.


Passages with
decodable
words, theme
words, and
sight words.

Build fluency
with repeated
reading.


Name: _____ **Date:** _____

Building a Sandcastle
Read the passage 3 times and fill in a shape each time.

Building sandcastles at the beach can be tricky. Start with a big pile of sand. Add lots of water as you go. Use a bucket and shovel for help. Shape, carve, and smooth the sand until you have a castle you love!



Make a Connection
Draw a picture to show your connection to the story.




Answer the Question
Read the questions and check off the correct answers.

1. Add lots of _____ as you go.
☐ water ☐ sand ☐ shovels

2. Use a bucket and a _____ to help.
☐ friend ☐ rake ☐ shovel

Order the Events
Draw or write 3 events from the story in order.

1	2	3
		

© Proud to be PRIMARY 2016

Illustrate or
write a
connection
they made.

Read
questions,
check off
the answer,
and fill in the
blanks.

Draw or write the events of the story
in three steps in order.

Name: _____

Date: _____

Cooking with Dad

Read the passage 3 times and fill in a shape each time.

Sasha loves cooking dinner with her dad. They chop vegetables, stir soups, and cook chicken.

Sasha loves to add spices to make the food taste good.

Together they make meals for their family with _____.



Make a Connection

Draw a picture to show your connection to the story.



Answer the Question

Read the passage and check off the correct answers.

1. The frog likes to eat _____.
☐ meat ☐ vegetable ☐ fruit
2. Sasha loves to add _____.
☐ spices ☐ pepper ☐ salt

Order the Events

Write 3 events from the story in order.

1

2

3

June Passage Topics

comprehension mats

- | | |
|---------------------------|--------------------------|
| 1. Father's Day | 11. Delicious Watermelon |
| 2. Cooking with Dad | 12. Barbecue Time |
| 3. The Fishing Trip | 13. Camping Outside |
| 4. Staying Cool | 14. On My Hamburger |
| 5. Beach Day | 15. At the Fair |
| 6. Sea Turtle Life Cycle | 16. End of School |
| 7. Wondrous Whales | 17. Family Vacation |
| 8. Swimming in the Ocean | 18. Summer Reading |
| 9. Days at the Pool | 19. Bubble Blowing |
| 10. Building a Sandcastle | 20. Ice Cream Treat |

Digital comprehension mats

Proud to Be Primary


The digital comprehension mat is displayed on a laptop screen. It features a yellow background with a black border. The mat is divided into several sections for a reading activity.

Name: _____ **Date:** _____


Staying Cool
Read the passage 3 times and cover a shape each time.

Aidan went outside to play on a hot day. He wore a hat and sunglasses. He put on sunscreen to protect his skin. He wore shorts, a t-shirt, and flip flops. Aidan played in the pool and drank lots of water.

Move a picture to cover the shape each time the passage is read.



Make a Connection
Write your connection to the story.



Answer the Question
Read the questions and check off the correct answers.



1. Aidan wore a hat and _____.
☐ necklace ☐ sunglasses ☐ socks

2. Aidan played in the _____.
☐ sprinkler ☐ shade ☐ pool

Order the Events
Write 3 events from the story in order.

1. _____ 2. _____ 3. _____

Move a checkmark onto the circle to show your answer.

A link and instructions are provided to make a copy of a Google Slides™ document that you can use with your students.

Images to Use in Seesaw comprehension mats

Image files for each sheet are included for use with Seesaw or another secure, password-protected platform for your classroom of students.



✓
june
comprehension
mats_Page_01



✓
june
comprehension
mats_Page_02



✓
june
comprehension
mats_Page_03



✓
june
comprehension
mats_Page_04



✓
june
comprehension
mats_Page_05



✓
june
comprehension
mats_Page_06



✓
june
comprehension
mats_Page_07



✓
june
comprehension
mats_Page_08



✓
june
comprehension
mats_Page_09



✓
june
comprehension
mats_Page_10



✓
june
comprehension
mats_Page_11



✓
june
comprehension
mats_Page_12



✓
june
comprehension
mats_Page_13



✓
june
comprehension
mats_Page_14



✓
june
comprehension
mats_Page_15



✓
june
comprehension
mats_Page_16



✓
june
comprehension
mats_Page_17



✓
june
comprehension
mats_Page_18



✓
june
comprehension
mats_Page_19



✓
june
comprehension
mats_Page_20



✓
june
comprehension
mats_Page_21



✓
june
comprehension
mats_Page_22



✓
june
comprehension
mats_Page_23



✓
june
comprehension
mats_Page_24




Use comprehension mats for...

- ♥ Independent reading
- ♥ Small group instruction
- ♥ Fast finishers
- ♥ Reader's Workshop
- ♥ Morning work
- ♥ Assessments
- ♥ Literacy centers
- ♥ Sub-plans
- ♥ Home practice

Why You Need comprehension mats

- This ONE reading resource is all you need to build reading fluency through repeated reading.
- Help students build reading comprehension skills with follow-up questions and activities for each passage.
- 20 engaging reading passages provide variety and keep interest high!
- Save time as your reading comprehension activities are ready for you!
- This no-prep, versatile resource is great for independent reading, reader's workshop, small groups, sub-plans, morning work, literacy centers, home practice, and more!



"Great as review and keeping up with skills over the summer!"

"I'm so glad I discovered these mats this year. They are a great way for my students to practice reading and for me to assess that they actually read it!"

Staying Cool

Read the passage 3 times and fill in a shape each time.

Aidan went outside to play on a hot day. He wore a hat and sunglasses. He put on sunscreen to protect his skin. He wore shorts, a t-shirt, and flip flops. Aidan played in the pool and drank lots of water.



Answer the Question

Read the questions and check off the correct answers

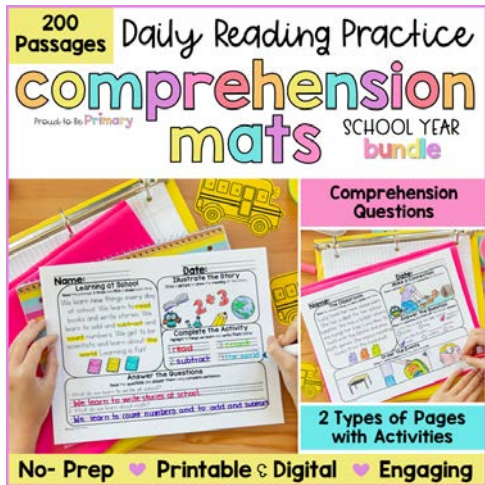
- Aidan wore a hat and _____.
☐ necklace ☒ sunglasses ☐ socks
- Aidan played in the _____.
☐ sprinkler ☐ shade ☒ pool

Order the Events

Draw or write 3 events from the story in order.

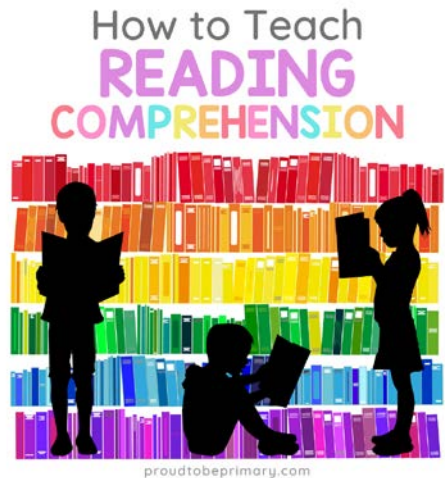


Learn More About comprehension mats



Love this resource? Get 3 months for FREE with the Comprehension Mats BUNDLE with passages for the whole year.

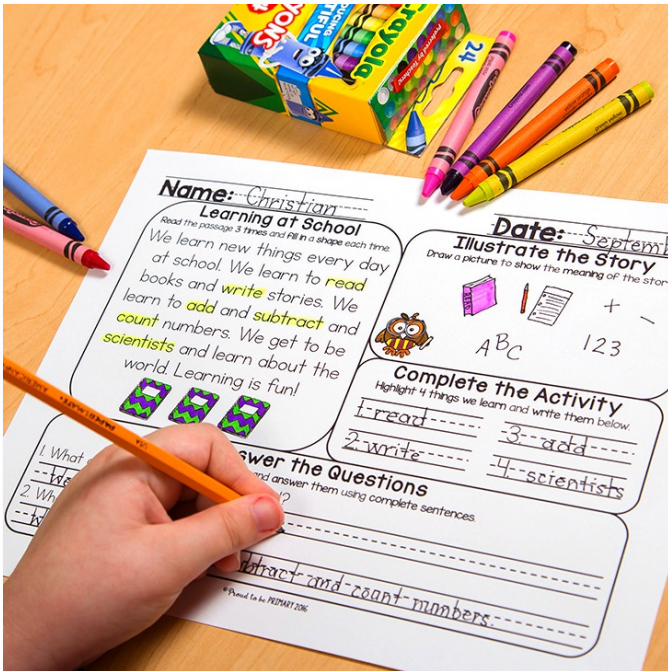
Learn more about using Comprehension Mats to help you teach reading in K-2!



Want a FREE Sample of comprehension mats



SIGN UP TO GET A FREE SET OF
COMPREHENSION MATS FOR FREE!



I'd love for you to try this
resource with your students
to see if they are a perfect fit
for your students!

[**CLICK HERE TO
GRAB YOUR
FREE SAMPLE!**](#)