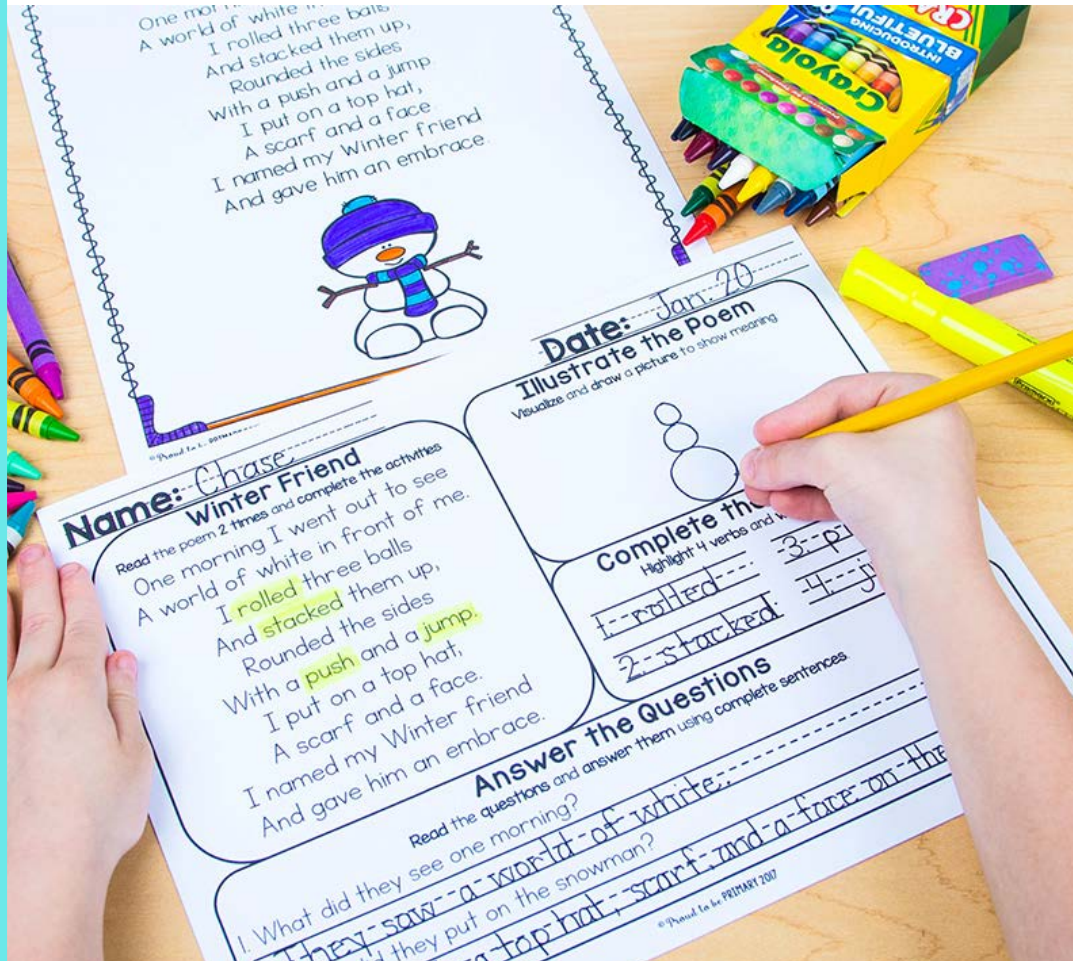


January Poem Activities

poetry mats



5 Original,
Themed
Poems

20 Engaging
Activities

Covers
Important
ELA Skills

Build Fluency &
Comprehension

4 Types of
Pages

The 4 Types of poetry mats

Proud to Be Primary

1

Name: **Date:**

Winter Friend
Read the poem 2 times and complete the activities.
One morning I went out to see
A world of white in front of me.
I rolled three balls
And stacked them up,
Rounded the sides
With a push and a jump.
I put on a top hat,
A scarf and a face.
I named my Winter friend
And gave him an embrace.

Illustrate the Poem
Visualize and draw a picture to show meaning.

Complete the Activity
Highlight 4 verbs and write below

1. 3.
2. 4.

Answer the Questions
Read the questions and answer them using complete sentences.

1. What did they see one morning?
.....
.....

2. What did they put on the snowman?
.....
.....

*Proud to Be Primary 2020

Student reads the poem and completes 4 activities, including answering questions and illustrating the poem.

2

Name: **Date:**

Happy New Year
Fill in the letterboxes in the poem using the word list.
It's a [] [] [] [] time of year.
Let's get together,
And spread some [] [] [] []
Another year has come and gone.
We're left with [] [] [] [] [] []
And special times to count on.
Happy New Year ever-yone!
Get out the [] [] [] [] [] []
Let's have some fun!
Fireworks special memories cheer

Make a Connection
Draw a picture to show your connection to the poem.

Answer the Question
Read the questions and check off the correct answers.

1. Let's spread some
 cheer happiness fun
2. Get out the
 music fireworks balloons

Order the Events
Draw or write 3 events from the poem in order.

1.
2.
3.

*Proud to Be Primary 2020

Student reads the poem and completes 4 activities, including letterboxes, connecting, and sequencing.

3

Name: **Date:**

Penguin Waddle
Fill in the missing words in the poem using the word list.
Penguin waddling all around.
Chilling on the ice, cold
Grown in an egg, shaped like a
Parents made sure to not let it fall.
Penguin waddling all around.
Diving in the sea, deep down.
Body stays warm,
All and white.
..... to grab fish and take a bite.
beak ball ground black

Color the Meaning
Color pictures that match the meaning.

Rhyming Words
Find pairs of rhyming words in the poem and record

.....
.....

Complete the Part
Find each part in the poem and write the missing words to complete the part.

Chilling:
Parents made:
Body stays:

*Proud to Be Primary 2020

Student reads the poem and completes 4 activities, including filling in missing words and completing parts.

4

Name: **Date:**

He Had a Dream
Read the poem and rewrite it on the lines.

He had a dream.
He had a vision.
Racial equality was his mission.
He had a dream.
He wrote a speech
Equality for all, he did teach.
He had a dream.
He changed the future.
We call him Martin Luther King, Jr.

Complete the Tasks
Read and follow the instructions for each task.

1. Circle 2 'ion' words with RED.
2. Circle 3 verbs with GREEN.
3. Circle 2 'all' words with YELLOW.
4. Challenge: Read the poem backwards!

Draw a Part
Underline one line in the poem and draw it below.

.....
.....
.....
.....
.....
.....
.....

*Proud to Be Primary 2020

Student reads the poem and completes 3 activities, including rewriting the poem and completing a series of tasks.

poetry mats

Proud to Be Primary

Poems Included for September

1. Winter Friend
2. Happy New Year
3. He Had a Dream
4. Penguin Waddle
5. 100 Days Smarter

ELA Skills Covered

- | | |
|------------------|------------------------|
| 1. Reading | 7. Illustrating |
| 2. Connecting | 8. Grammar |
| 3. Sequencing | 9. Using context clues |
| 4. Comprehension | 10. Sentence structure |
| 5. Rhyming Words | 11. Phonics |
| 6. Writing | 12. So much MORE! |

January

POETRY MEETS



Name: _____

Name: _____

Date: _____

Winter Friend

Read the poem 2 times and complete the activities.

One morning I went out to see
A world of white in front of me.

I rolled three balls
And stacked them up,
Rounded the sides
With a push and a jump.

I put on a top hat,
A scarf and a face.
I named my Winter friend
And gave him a name.

Illustrate the Poem

Visualize and draw a picture to show meaning.

Complete the Activity

Write 4 verbs and write below.

1. _____	3. _____
2. _____	4. _____

Answer the Questions

Read the questions and answer them using complete sentences.

1. What did they see in the morning?

2. What did they put on the snowman?

Name: -----

Date: -----

Happy New Year

Fill in the missing words in the poem using the word list.

It's a special time of year.

Let's get _____,

And spread some cheer!

Another _____ has come and gone.

We're left with memories,

And special _____ to count o

Happy New _____ ever

Get out the firew

Let's have a _____ fun.

chocola _____ baked _____ cris _____ as _____ et

Color the Meaning

Color pictures that match the meaning.



rhyming Words

Write down rhyming words in the poem and record.

_____ ↔ _____

_____ ↔ _____

Complete the Part

Use the words from the poem and write the missing words to complete the part.

Let's get _____

We're lef _____

Happy _____

Name: -----

Date: -----

Penguin Waddle

Fill in the letterboxes in the poem using the word list.

Penguin all around.

Chilling on the ice, cold ground.

Grown in an , shaped like a ball.

Parents made sure to not let it fall.

Penguin waddling all around.

Diving in the , deep down.

Body stays warm,

All black and

Beak to grab fish take bite.

waddling sea winter

Make a Connection

Draw a picture to show your connection to the poem.

Answer the Question

Read the poem and check off the correct answers.

1. Penguins chill on the ice, cold _____.

floor sea ground

2. Penguins live in the deep _____.

sea ocean river

Order the Events

or write 3 events from the poem in order.

1

2

3

Name: -----

Date: -----

100 Days Smarter

Read the poem and rewrite it on the lines

It's the 100th day of school.
Hooray! We have made it so far!
We've been counting one-by-one.
Now we're 100 day stars.
We have done so many things,
All the learning that each day brings.
Now let's start 100 new things,
Before we head to the summer!

Complete the tasks

Read and follow the instructions for each task.

1. Circle 3 animal words with GREEN.
2. Circle 4 words (of, day, out, done) with RED.
3. Circle 2 verbs with BLUE.
4. Challenge: Read as slow as you can!

Draw a Part

Underline one line in the poem and draw it below.

Digital

poetry mats

Name: _____

My Winter Friend

Read or listen the poem 2 times. Complete the activities.

One morning I went out to see
 A world of white in front of me.
 I rolled three balls
 And stacked them up,
 Rounded the sides
 With a push and a jump.
 I put on a top hat,
 A scarf and a face.
 I named my Winter friend
 And gave him an embrace.

Write:

Visualize the Poem

Sketch a picture to show meaning.

Complete the Activity

Highlight 4 verbs and write below.

1. _____

3. _____

2. _____

4. _____

Answer the Questions

Read the questions and answer them using complete sentences.

1. What did they see one morning?

2. What did they put on the snowman?

© 2015 to Present - Elyse Rycroft, Proud to Be Primary

A link and instructions are provided to make a copy of a Google Slides™ document that you can use with your students.




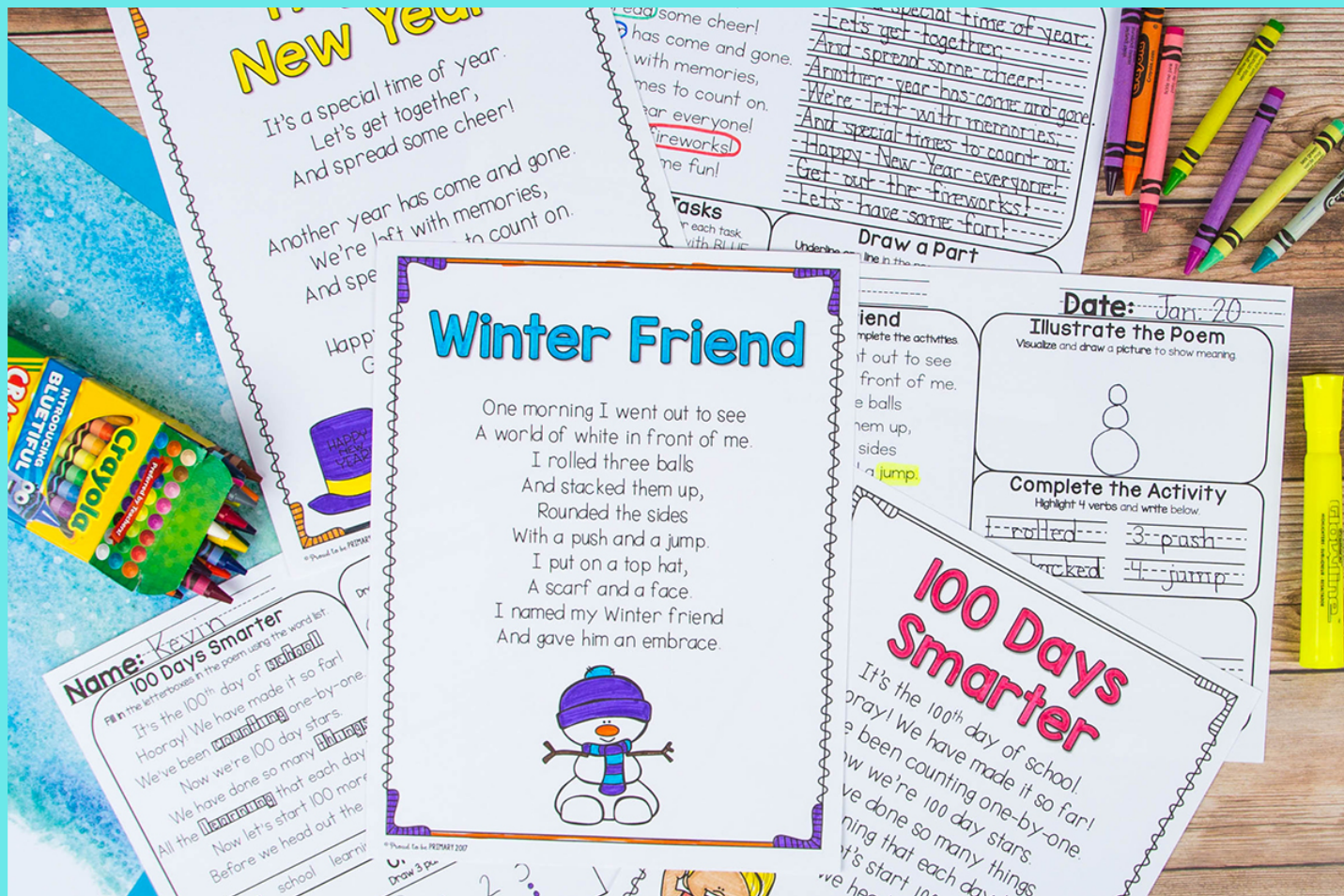
Images to Use in Seesaw

poetry mats

Proud to Be Primary

Image files for each sheet are included for use with Seesaw or another secure, password-protected platform for your classroom of students.





Use poetry mats for...

- ♥ Whole group reading
- ♥ Small group instruction
- ♥ Fast finishers
- ♥ Independent practice
- ♥ Morning work
- ♥ Assessments
- ♥ Literacy centers
- ♥ Sub-plans
- ♥ Home practice

Why You Need

poetry mats

Proud to Be Primary

- This ONE poetry resource is all you need to build reading fluency through repeated reading for a month.
- Help students build reading comprehension skills with follow-up questions and activities for each poem.
- 5 original themed poems provide variety and keep interest high!
- Save time as your non-prep poetry activities are ready for you!
- This differentiated, versatile resource is great for whole group reading, independent reading, small groups, sub-plans, morning work, literacy centers, home practice, and more!
- They build reading confidence and kids love them!



100 Days Smarter

It's the 100th day of school.
Hooray! We have made it so far!
We've been counting one-by-one.
Now we're 100 day stars.
All the learning that each day brings,
Now let's start 100 more,
Before we head out the door!



100
Days Smarter!



Date: Jan 1

Make a Connection
Draw a picture to show your connection to the poem.

ABC
1+1=2



Answer the Question
Read the questions and check off the correct answers.

1. It's the 100th day of school learning
2. We have done so many school lessons
 things days

Order the Events
Order the events of the poem in order.

1 2 3
• • •
• • •

3



"I used this as an introduction to poetry. We looked at rhyming words and practiced fluency. I loved that the Poetry Mats also emphasized syllables, nouns and verbs. Great resource and would like to purchase the mats for the year."

"This resource was exactly what I was looking for in my classroom. The majority of my students were below grade level at the time benefited from the rhythm and rhyme of the poems."

© Proud to Be PRIMARY 2007

Learn More About poetry mats



Love this resource?
Get 4 months for FREE with
the Poetry Mats BUNDLE
with poems and activities
for the whole year.

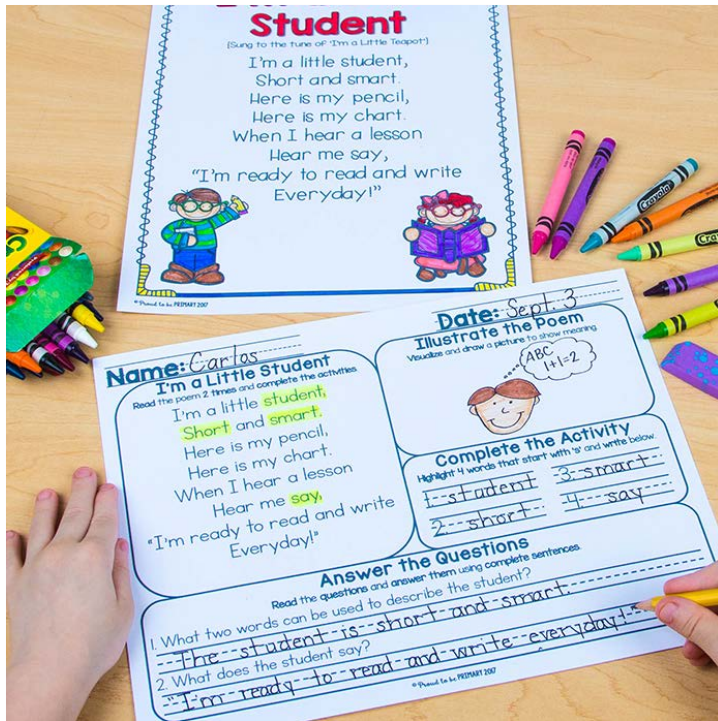
Learn more about using Poetry
Mats to help you teach poetry
in K-2!



Want a FREE Sample of poetry mats



GET A FREE POEM &
ACTIVITIES FOR FREE!



I'd love for you to try this resource with your students to see if they are a perfect fit for your students!

[CLICK HERE TO
GRAB YOUR
FREE SAMPLE!](#)