

Daily Listening Practice listening mats for January



**20 Fun
Listening
Activities**

**3 Types of
Activities**

**Relatable
Topics**

**Checklists to
Stay on
Track**

**No-Prep &
Versatile**

Type I: Listen & Color

listening mats

Proud to Be **Primary**

Students listen to each step given or read it themselves.


They color the picture and complete the tasks as described.

Children need listening ears, a pencil, and crayons to complete.

Backgrounds, topics, and tasks are relatable to children.

Name: ----- **Date:** -----

Listen & Color #1 - In My Bedroom
Read and listen to each step below. Color the picture and complete the tasks as described.



* Draw 4 stars in the sky and color them. * Color the carpet with pink and blue stars.
* Name the teddy bear and color him brown. * Color the boy and his clothes with 6 colors.
* Count the books and color 5 of them. * Color the dresser red and black.
* Color the bed with 3 different colors. * Draw and color flowers on the wall.

© Proud to be PRIMARY 2016

Each Mat is labeled to keep track. Instructions are provided on each page.

Use as an assessment tool to check listening skills and ability to follow directions.

Clear and specific steps to complete in the picture provided.

Name: _____

Date: _____

Listen & Color #6 - Math Centers

Read and listen to each step below. Color the picture and complete the tasks described.



❄ Write "MATH" on the whiteboard.

❄ Color the six top cubes green.

❄ Color the table blue and small carpet red.

❄ Color the 5 books on the bookshelf.

❄ Color the boy on his stomach with 3 colors.

❄ Color 4 shirts and 3 pairs of shoes.

❄ Color the girl with the ruler with 4 colors.

❄ Color the 2 tablets black.

Type 2: Follow Directions & Draw

listening mats

Proud to Be **Primary**


Students **listen to each task given** or **read it themselves**.

They **draw the picture** by **following the directions** given.

Children need listening ears, a pencil, and crayons to complete.

Name: _____ **Date:** _____

Follow Directions & Draw #5 - On the Slopes
Read and listen to each task below. Draw and Follow each direction given.



*Draw yourself snowboarding down the hill on the right side. *Draw snow falling from the clouds.
*Draw 2 people skiing on the left hill. *Draw polka dots on your snowboard.
*Draw 1 person snowshoeing at the bottom. *Draw 3 trees on each hill.
*Color your picture with 5 or more colors!

© Proud to be PRIMARY 2016

Backgrounds, topics, and tasks are relatable to children.

Each Mat is labeled to keep track. Instructions are provided on each page.

Use as an assessment tool to check listening skills and ability to follow directions.

Clear and specific items to draw to complete in the picture provided.

Name: -----

Date: -----

Follow Directions & Draw #6 - Ice Skating

Read and listen to each task below. Draw and follow each direction given.



❄ Draw 3 more trees on the right side.

❄ Draw 2 kids ice skating on the rink.

❄ Draw 2 adults ice skating on the rink.

❄ Draw a bench in front of the rink.

❄ Draw a pair of ice skates beside the bench.

❄ Draw a hot chocolate stand in the bottom left corner in front of the rink.

❄ Color your picture with 5 or more colors!

Type 3: Visualize & Draw

listening mats


Proud to Be **Primary**

Students read, listen to, and visualize the story given.
They draw and color a detailed picture of the story.

Children need listening ears, a pencil, and crayons to complete.

Name: _____ **Date:** _____

Visualize & Draw #1 - Happy New Year
Read, listen to, and visualize the story below. Draw and color a detailed picture of the story.



It is New Year's Eve. Sarah is having a party with her friends. They celebrate with games, food, and drinks. They countdown from 10 at midnight. There are fireworks outside and everyone cheers "Happy New Year!".

© Proud to be PRIMARY 2016

Each Mat is labeled to keep track. Instructions are provided on each page.

Use as an assessment tool to check listening skills and ability to follow directions.

2 variations of backgrounds are provided: One blank and one with an image to help.

Visualize the story as it is being read or read it independently.

Name:-----

Date:-----



Visualize & Draw #1 - Happy New Year



Read, listen to, and visualize the story below. Draw and color a detailed picture of the story.



Visualize

It is New Year's Eve. Sarah is having a party with her friends. They celebrate with games, food, and drinks. They countdown from 10 at midnight. There is fireworks outside and everyone cheers "Happy New Year!".



Use listening mats for...

- ♥ Independent work
- ♥ Small group instruction
- ♥ Fast finishers
- ♥ Assessments
- ♥ Whole group activities
- ♥ Morning work
- ♥ Sub-plans
- ♥ Literacy centers
- ♥ Home practice

Why You Need listening mats

Proud to Be Primary

- This ONE ELA resource is all you need to build listening skills through repeated following directions activities all school year.
- Help students build reading comprehension skills by following the instructions on each page.
- 20 engaging listening activities provide variety and keep interest high!
- Save time as your listening activities are ready for you!
- This no-prep, versatile resource is great for independent work, whole group activities, small groups, sub-plans, morning work, literacy centers, home practice, and more!




“One of my school’s specials teachers noted that a couple of my students needed practice with listening to and following directions. This cross-curricular resource was perfect for meeting the goal!”

Name: _____ Date: Jan. 27

Follow Directions & Draw #6 - Ice Skating

Read and listen to each task below. Draw and Follow each direction given



of ice skates beside the bench
stand in the bottom
the rink.
more c

- ★ Draw 3 more trees on the rink
- ★ Draw 2 kids ice skating on the rink
- ★ Draw 2 adults ice skating on the rink
- ★ Draw a bench in front of the rink

chocolate
\$1.00

“I used this with 1st grade enrichment groups. This has been a great resource as it helps the students slow down and think about what I’m asking them to do in order to not misunderstand the directions..”

Learn More About listening mats



Love this resource?
Get 3 months for FREE
with the Listening Mats
BUNDLE with listening
activities for the
whole year.

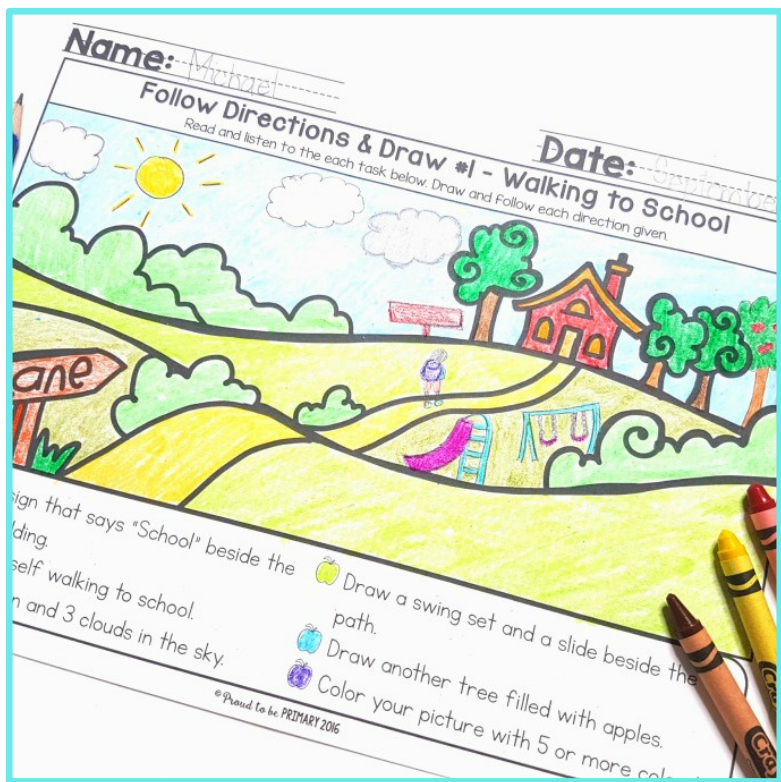

Learn more about using
Listening Mats to help your
students follow directions!



Want a FREE Sample of listening mats



SIGN UP TO GET A FREE SET OF
LISTENING MATS FOR FREE!



I'd love for you to try this resource with your students to see if they are a perfect fit for your students!

[CLICK HERE TO
GRAB YOUR
FREE SAMPLE!](#)