

January Reading Practice comprehension mats

Proud to Be Primary



20 Fluency
Passages

Comprehension
Questions

2 Types of
Pages

Engaging
Activities

No-Prep
Printable &
Digital

1st Type of comprehension mats

Proud to Be Primary


20 different Comprehension Mats for the month. Each mat has a reading passage and follow-up comprehension questions and activities to complete.

Passages with decodable words, theme words, and sight words.


Build fluency with repeated reading.

Name: _____ **Date:** _____

Snow Day
Read the passage 3 times and fill in a shape each time.
One morning, the snow had fallen and was all over the ground. My mom said there would be no school. I got on my boots and coat and ran out the door. It was time to play in the snow on this snow day!



Illustrate the Story
Draw a picture to show the meaning of the story.



Complete the Activity
Highlight 4 short vowel words and write them below.

1. _____	3. _____
2. _____	4. _____

Answer the Questions
Read the questions and answer them using complete sentences.

1. What did mom say?

2. What was it time to do?

© Printed in the PRIMARY

Illustrate or write the meaning of the passage.

Locate and highlight parts of the text to complete questions & activities.

Answer questions that require them to refer to text for the answers.

Name: _____

Date: _____

Polar Bears

Read the passage 3 times and fill in a shape each time.

Polar bears are very large, furry, and white. They live on the ice in the Arctic. Polar bears swim and hunt in the sea.

They use their paws to dig in the snow and grab food. Polar bears have babies, called cubs.



Illustrate the Story

Draw a picture to show the meaning of the story.



Complete the Activity

Write 4 verbs and write them below.

1. _____

3. _____

2. _____

4. _____

Answer the Questions

Read the questions and answer them using complete sentences.

1. What do polar bears look like?

2. What do polar bears use their paws for?

2nd Type of comprehension mats

Proud to Be Primary


20 different Comprehension Mats for the month. Each mat has a reading passage and follow-up comprehension questions and activities to complete.

Passages with
decodable
words, theme
words, and
sight words.


Build fluency
with repeated
reading.

Name: _____ **Date:** _____

Drinking Hot Chocolate
Read the passage 3 times and fill in a shape each time.
Lucas thinks hot chocolate is the best drink when it is cold. He mixes a cup with a spoon. He adds some marshmallows. He grabs a few cookies to dip and sits by the fire. Lucas loves to drink hot chocolate.



Make a Connection
Draw a picture to show your connection to the story.



Answer the Question
Read the question and check off the correct answer.

1. You mix hot chocolate with a _____.
☐ fork ☐ stick ☐ spoon

1. Lucas grabs a few _____ to dip in.
☐ carrots ☐ cookies ☐ bananas

Order the Events
Draw or write 3 events from the story in order.

1	2	3
---	---	---

Illustrate or
write a
connection
they made.

Read
questions,
check off
the answer,
and fill in the
blanks.

Draw or write the events of the story
in three steps in order.

Name: _____

Date: _____

Hockey

Read the passage 3 times and fill in a shape each time.

Joe plays his favorite game on an ice rink. He skates really fast with his hockey stick. He races for the puck and shoots at the goalie. He scores a goal when it lands in the net. He loves to play ice hockey!



Make a Connection

Draw a picture to show your connection to the story.



Answer the Question

Read the question and check off the correct answer.

1. Joe plays with a _____.
☐ stick ☐ friend ☐ net
1. He scores when it lands in the _____.
☐ ice ☐ hand ☐ net

Order the Events

or write 3 events from the story in order.

1

2

3

January Passage Topics

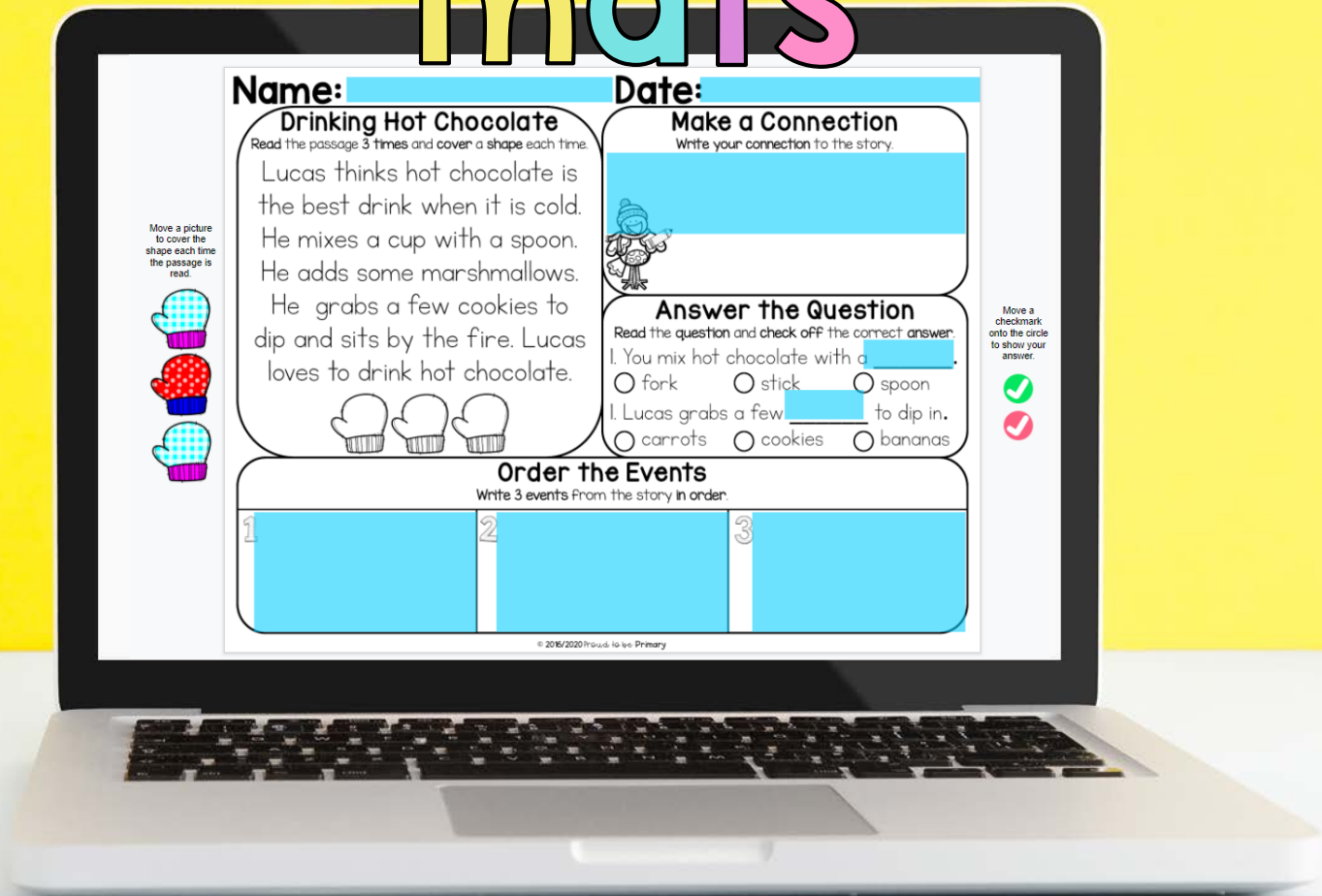
comprehension mats

- I. Snow Day
2. Building a Snowman
3. Snowflakes
4. Drinking Hot Chocolate
5. Polar Bears
6. Warm Clothes
7. Penguins
8. Ice skating
9. Sledding
10. Getting a Cold

11. Frozen
12. A New Year
13. Animals in Winter
14. Hockey
15. Snowball Fun
16. Healthy Food
17. Draw a Picture
18. Changing Weather
19. Write a Story
20. Hide and Seek

Digital comprehension mats

Proud to Be Primary



A link and instructions are provided to make a copy of a Google Slides™ document that you can use with your students.

Images to Use in Seesaw comprehension mats

Image files for each sheet are included for use with Seesaw or another secure, password-protected platform for your classroom of students.



jan
comprehension
mats_Page_01



jan
comprehension
mats_Page_02



jan
comprehension
mats_Page_03



jan
comprehension
mats_Page_04



jan
comprehension
mats_Page_05



jan
comprehension
mats_Page_06



jan
comprehension
mats_Page_07



jan
comprehension
mats_Page_08



jan
comprehension
mats_Page_09



jan
comprehension
mats_Page_10



jan
comprehension
mats_Page_11



jan
comprehension
mats_Page_12



jan
comprehension
mats_Page_13



jan
comprehension
mats_Page_14



jan
comprehension
mats_Page_15



jan
comprehension
mats_Page_16



jan
comprehension
mats_Page_17



jan
comprehension
mats_Page_18



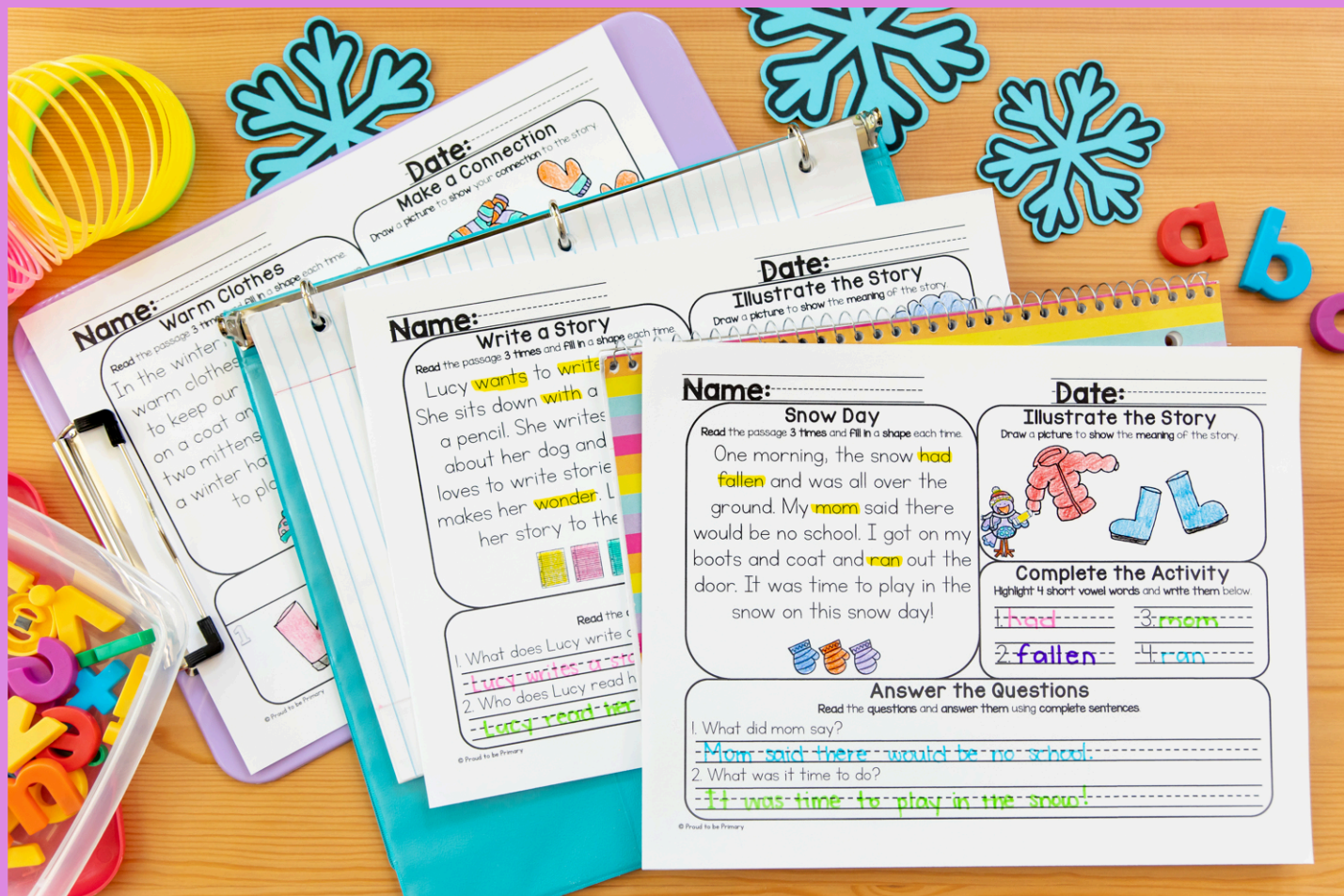
jan
comprehension
mats_Page_19



jan
comprehension
mats_Page_20



jan
comprehension
mats_Page_21



Use comprehension mats for...

- ♥ Independent reading
- ♥ Small group instruction
- ♥ Fast finishers
- ♥ Reader's Workshop
- ♥ Morning work
- ♥ Assessments
- ♥ Literacy centers
- ♥ Sub-plans
- ♥ Home practice

Why You Need comprehension mats

- This ONE reading resource is all you need to build reading fluency through repeated reading.
- Help students build reading comprehension skills with follow-up questions and activities for each passage.
- 20 engaging reading passages provide variety and keep interest high!
- Save time as your reading comprehension activities are ready for you!
- This no-prep, versatile resource is great for independent reading, reader's workshop, small groups, sub-plans, morning work, literacy centers, home practice, and more!



"These have become a necessity in our center rotations. Most of my students can complete these independently and have started asking to do more than required."

Name: _____

Snow Day

Read the passage 3 times and fill in a shape each time.

One morning, the snow **had** fallen and was all over the ground. My **mom** said there would be no school. I got on my boots and coat and **ran** out the door. It was time to play in the snow on this snow day!



Date: _____

Illustrate the Story

Draw a picture to show the meaning of the story.



Complete the Activity

Highlight 4 short vowel words and write them below.

1. **had**

2. **fallen**

3. **mom**

4. **ran**

Answer the Questions

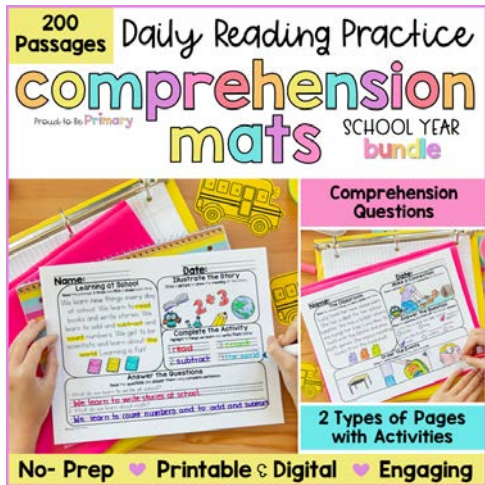
Answer them using complete sentences.

1. **school:**

2. **snow!**

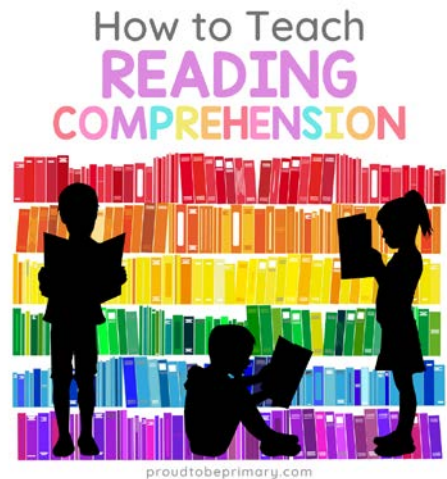
"This resource is perfect for my struggling readers. They feel confident being able to read the text independently & answer the question with minimal support. I am able to utilize this during intervention & for differentiated homework assignments."

Learn More About comprehension mats



Love this resource? Get 3 months for FREE with the Comprehension Mats BUNDLE with passages for the whole year.

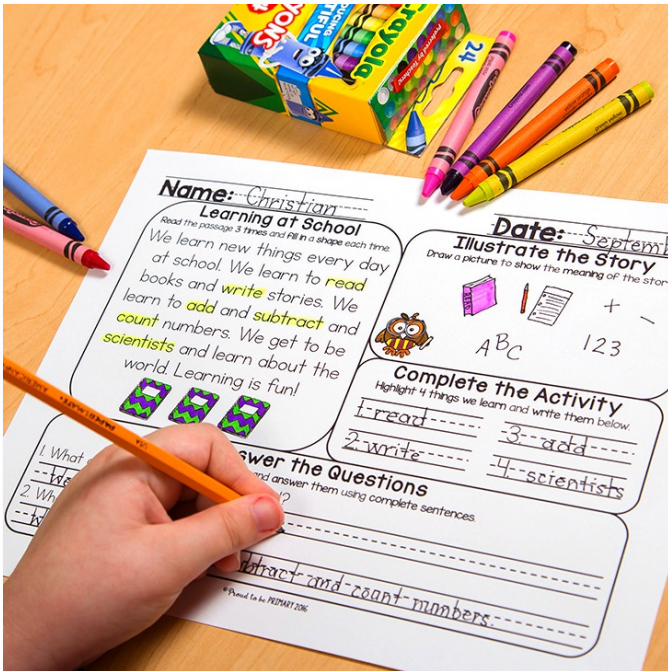
Learn more about using Comprehension Mats to help you teach reading in K-2!



Want a FREE Sample of comprehension mats



SIGN UP TO GET A FREE SET OF
COMPREHENSION MATS FOR FREE!



I'd love for you to try this
resource with your students
to see if they are a perfect fit
for your students!

[CLICK HERE TO
GRAB YOUR
FREE SAMPLE!](#)