

SIGHT WORD Curriculum

Fry First 100 - Part I

What's included in this resource

- 1 10 weeks of sight word lists and activities covering 50 high frequency words!
- 2 Word lists, cards, and home practice lists are provided to make teaching easier!
- 3 A variety of worksheets, hands-on activities, and games to help build fluency!
- 4 Assessment sticker book and spelling book to make assessment fun!
- 5 All the materials you need to differentiate your sight word program all year!

Everything you need to teach kids
the Fry First 100 – part I sight words!

SIGHT WORD Curriculum

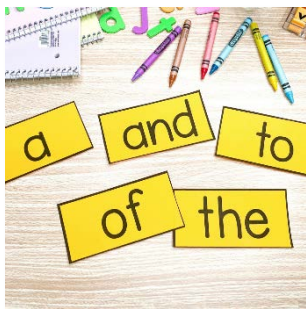
Fry First 100 - Part I

What's included in this resource

Lists



Sight Word Cards



Spelling Books



Sticker Books



Reading Practice



Printing Practice



Storybooks



SIGHT WORD Curriculum

Fry First 100 - Part 1

Has What Teachers Need


- This **differentiated sight word program** is all you need to teach this list of sight words.
- By teaching a list of words, rather than one word at a time, you are **building fluency** with sight words at a faster rate.
- Students will develop a **deeper understanding of the activities** as the same ones are repeated each week. There are plenty of **different activities to choose from**, so students will never get bored!
- The activities work well for **literacy centers, small groups, independent, and home practice**.
- This program **saves you a TON of time** as the planning is done for you.
- Since this is **classroom-tested**, you know that you are using a program that will deliver results!
- The **different assessment options** allow for you to check student understanding in a fun way and review if necessary!



SIGHT WORD

Activities for...

- ♥ Reader's Workshop
- ♥ Literacy centers
- ♥ Small group instruction
- ♥ ELA lesson plans
- ♥ Morning meeting
- ♥ Easy finishers
- ♥ Assessments
- ♥ Sub-plans
- ♥ Home practice



Teachers LOVE this Resource!

JESSICA W.



"My students enjoyed the activities from the free download so much, I knew I had to purchase the entire set! I use this weekly for my resource students who have the 1st 100 Fry Words as an IEP goal. I love the structure and predictability it provides my students while still being fun and engaging. My students especially love putting their stickers on their list once they've mastered a word. Highly recommended!"

Our sight word activities
are enjoyed in hundreds
of classrooms worldwide!

SIGHTWORD Curriculum

Fry First 100 - Part I

FRY Words Included

Unit 1: the, of, and, a, to

Unit 2: in, is, you, that, it

Unit 3: he, was, for, on, are

Unit 4: as, with, his, they, I

Unit 5: at, be, this, have, from

Unit 6: or, one, had, by, words

Unit 7: but, not, what, all, were

Unit 8: we, when, your, can, said

Unit 9: there, use, an, each, which

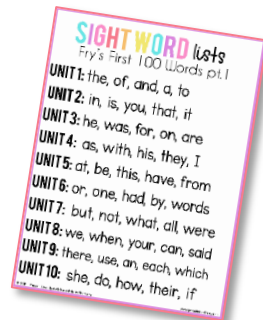
Unit 10: she, do, how, their, if

SIGHT WORD Curriculum

Fry First 100 - Part I

SIGHT WORDLISTS

Post this list near your desk to stay organized and on track. It has all 10 units listed. Great also to send home to parents so they may keep track at home!

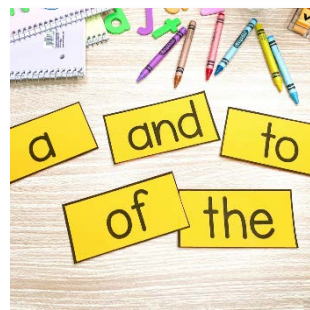


HOME PRACTICE LISTS

Photocopy and send home one sheet per student each week for home practice. Also great to give to students in class to copy in their word books.

SIGHT WORDCARDS

Print on cardstock, laminate and cut for durability. Post on your board for practice during the week and then add to your word wall at the end of the week for read the room activities.



SIGHT WORD Curriculum

Fry First 100 - Part 1

RAINBOW WORDCARDS

Copy a set for each student to cut, color and read 3 times for practice. Keep all the words from each week in a small ziplock. At the end of 10 units have them read all the words in their bags for assessment then send home as review.



READ & TRACE MINIBOOKS

First print, cut along the lines and assemble the pages in order. Kids can use this too! They must then read each page and trace the sight words on the dotted lines. They can color after. It is great to send home for practice!

READ, DRAW & COLOR BOOKS

These books are great for reading practice. To prepare, cut in half to make 2 booklets. Students must read the sentences, color the sight words and draw a picture to match the sentences. It is great to send home for practice after!



SIGHT WORD Curriculum

Fry First 100 - Part 1

WORD WORK

Use this as a literacy or word work station. Great also for fast finishers! Students must trace the word first, then stamp it, then write it in fancy letters of their choice.



FIND & COLOR BY SIGHT WORD

Use a magnifying glass to locate sight words in the picture. Then use the key at the bottom right corner as a guide. Students must read the words and color them correctly according to the key. Great also for coloring practice!

FIND & HIGHLIGHT

Have students use a highlighter pen to read each sentence and look for the words in their word list. When they find a word, they can go over it with a highlighter. Then draw a picture of one of the sentences. Lots of fun!



SIGHTWORD Curriculum

Fry First 100 - Part 1

PRINTING PRACTICE

These sheets are great for practicing printing skills, building fine motor abilities and proper letter formation. Students practice each word four or more times, copy a sentence and draw a picture to match the sentence.



FIX-IT & FILL-INS

Students use the word list at the bottom of the page as a guide to help them figure out which words go in each spot. Read the sentences and print the missing word on the line. Fix the mistakes in the sentences at the bottom and re-write them correctly.

LETTERBOXES

Fill the letterboxes with the correct fitting words from the word list. Make sure students understand tall, short and tail letters and how they fit into boxes. There is also a sentence to read and fill in with the correct words. Great for building an understanding of letter formation.



SIGHTWORD Curriculum

Fry First 100 - Part 1

PLAYDOUGH MATS

Print on cardstock, laminate & cut! Put into a bin with some Play-Doh and a whiteboard marker. Students can practice forming the words with Play-Doh and can use the marker to print the word on the line below.



SIGHTWORDBRACELETS

Print off one bracelet for each student. They must first trace and color each sight word. Then attach the bracelet on their wrist and practice reading their words to a partner or teacher.



ABCORDERMINIBOOK

Students use the word list given to practice putting the words into ABC order. Create a half mini book for each student with a page for each unit.



SIGHTWORD Curriculum

Fry First 100 - Part 1

WORD SEARCH

Students will love to locate their weekly sight words in this fun word search. They must find each word 2-6 times and must keep a tally at the bottom of the page each time they find a word. This is great practice at reading sight words!



SENTENCESCRAMBLES

Have your students first cut the sentence pieces along the dotted lines at the bottom of the page. They must then cut each word and try to unscramble the words to make a sentence that makes sense. Then they must glue the pieces in the correct order in the space provided, re-write the correct sentence and draw a picture to match!



SIGHTWORD Curriculum

Fry First 100 - Part I

Assessment Tools

SPELLING BOOKS

This student booklet is similar to the sticker book but it can be used to assess the students. There is a front cover to keep track of which lists have been assessed. Each page within the booklet includes lines for the students to spell their sight words!



STICKER BOOKS

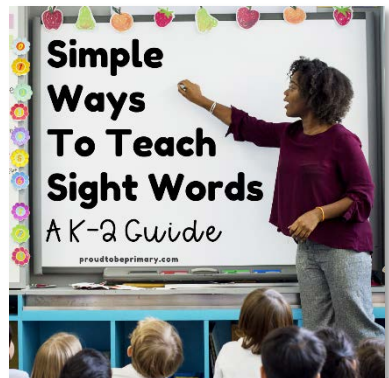
This student booklet can be used as a way for both you and your students to keep track of what words and lists they've mastered! The students can track which lists they've mastered on the front cover and then mark which words they've mastered within each individual list.

Learn More About the **SIGHT WORD** Curriculum



Love this resource?
SAVE BIG with the Fry
Sight Word **BUNDLE**
that covers 300 sight
words!

Learn more about how
to best teach sight
words in your
classroom!



Want a FREE Sample of SIGHT WORD Curriculum Activities?



GRAB A SET OF FRY FIRST 100 WORDS
ACTIVITIES & MATERIALS FOR FREE!



I'd love for you to try a
sample of Fry Sight Word
activities to see if they are
a perfect fit for you and
your students!

[**CLICK HERE TO
GRAB YOUR
FREE SAMPLE!**](#)