

# February Literacy Activities

FIRST GRADE SKILLS & STANDARDS



6 Centers • 6 Worksheets • Decodable Reader

# February Literacy Activities

## What's Included in this Resource

- 1 6 Center Activities (with recording pages)
- 2 6 Sets of Worksheets
- 3 Decodable Reader with 3 levels
- 4 Decodable Passage (with comprehension questions)
- 5 Differentiated materials to meet the needs of all students

Everything you need to teach literacy skills in February!

# February Literacy Activities

## What's Included in this Resource

Scope & Sequence



6 Sets of Worksheets



6 Centers



Decodable Readers



Comprehension Passages



Differentiated materials for all activities!

# February Literacy Activities

## Has What Teachers Need

- This ONE resource is all you need to teach a month of literacy.
- Use the centers, worksheets, and decodable reader to differentiate instruction to meet the needs of all students.
- It covers ELA standards and skills that First Grade students need to learn and follows SOR best practices.
- Make phonics and grammar FUN with a variety of activities.
- It saves you time as the materials, activities, and worksheets are ready for you! Simply print & go!
- Keep kids engaged and help them build important ELA, phonics, grammar skills, and reading fluency with the included decodable reader!



# These Literacy Activities are great for...

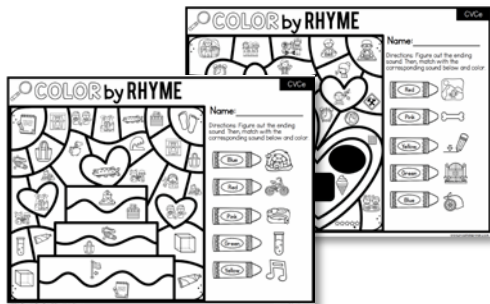
- ♥ Reader's Workshop
- ♥ Literacy centers
- ♥ Small group instruction
- ♥ Partner activities
- ♥ Independent worktime
- ♥ Extra practice
- ♥ Morning work
- ♥ Early finishers
- ♥ Sub-plans
- ♥ Home practice



# February Worksheets

## Color By Rhyme

Kids will enjoy coloring these fun Valentine/winter mystery pictures that are revealed as they color. They will look at the picture and color each space to correspond to the rhyming ending sound.



### Vowel Teams Find & Color

Find and color all the pictures that have an **ai** sound.

Name: \_\_\_\_\_

## Vowel Team Find & Color

Use these worksheets to practice identifying words with different vowel teams. Students will love looking through a page of fun pictures to find the pictures that match the given category!

## Sentence Work

These worksheets provide two ways for kids to practice sentence structure: sentence building and sentence practice. For February, the focus is on commas and extending sentences.

### SENTENCE Building

Name: \_\_\_\_\_

Build your sentence.

Write your sentence.

---

**Search & Find**

Circle the capital letter at the beginning of your sentence.

Circle the punctuation at the end of the sentence.

Circle the comma in the sentence.

I hearts, see and dra

### SENTENCE Practice

Name: \_\_\_\_\_

The sign

Our teacher

I saw


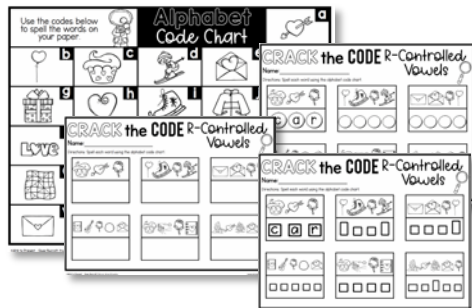
The baby

My cat

# February Worksheets

## Crack The Code

Kids will love using their Winter Code Chart to crack the code for the mystery words with r-controlled vowels. The recording sheet is provided at three levels to support all students!




## Parts of Speech Spin & Color

Kids will spin the spinner and find a picture that matches the part of speech. Great for literacy centers, word work, or small groups. Multiple versions make differentiation a breeze!

## Around The Room Scoot

Get students out of their chairs and moving around the room as they search for picture cards and practice spelling words with r-controlled vowels. Differentiated recording sheets are provided!



# February Centers

## TH/WH Digraph Sort

Print, cut, and laminate these cards, and then let students practice sorting by digraph. Then, have them record their answers on the form.

Starts with TH Digraph

Ends with TH Digraph

**SORT the DIGRAPHS** RECORDING SHEET

Starts with TH	Ends with TH	HOW

Illustrations include: wheat, throne, toothbrush, toilet, bath, globe, flower, globe, green, globe, 3, and lips.

## Match The Antonyms

Kids will match antonyms for this center. This could be also played as Memory or Go Fish card games! After all pairs are made, students can record their answers. Differentiated cards included.

above, below, clean, dirty, above, below, clean, closed, full

**FIND the PAIR** RECORDING SHEET

Antonyms


## Compound Word Puzzles

Students will piece together puzzles to build compound words. Once all puzzles are completed, they can fill in the recording form with the words.

SOLVE the PUZZLES RECORDING SHEET

Compound Words

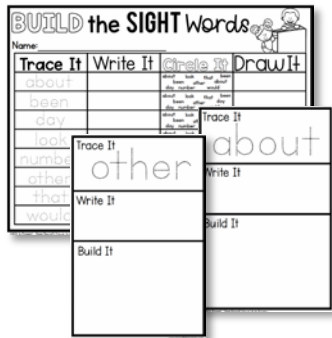
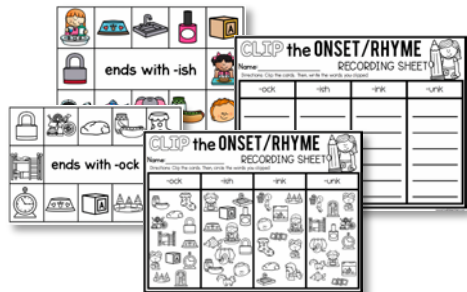

Illustrations include: pencil + box = box, water + bottle = bottle, hammer + nail = nail, toothbrush + head = head, toothbrush + handle = handle.



# February Centers

## Onset/Rhyme Clip Cards

Kids clip all the pictures that match the given rhyme sound. Once they are done clipping the cards, they record their answers.




## Build The Sight Words

Kids will love this hands-on building center where they trace, write, and build sight words. Building materials could include tiles, magnets, play doh, or any other classroom materials!

## Phoneme Substitution Task Cards

These task cards are the perfect way to practice swapping sounds. Kids will work through the cards and fill out their answers.



# February Literacy Activities

## Decodable Reader

Kids practice decoding words with a TH digraph, words with r-controlled vowels, and reading sight words in the decodable reader (3 levels included).

There are 3 versions provided for each level: one with black and white illustrations, one with color, and one with just text so students can add their own illustrations.



**READING passage** TH Digraphs  
r-Controlled Vowels

Name: \_\_\_\_\_

Writely Comprehension Questions

Directions: Read the passage three times. Then answer the questions.

**Kathy & Her Heart**

Kathy has a heart! She can't pick who she wants to give it to. Kathy wants to give her heart to Judy, because Judy is so calm. Kathy wants to give her heart to Kevin, because he is really funny. She wants to give her heart to Marco, because he is helpful. Kathy wants to give her heart to Marissa. He is a great basketball! She might give her heart to Beth, because Beth uses kind words. Kathy could give her heart to Lori, because Lori shares books. Kathy wants to give her heart to Paula, because Paula gives good hugs. Kathy wants to give her heart to all her friends. Her friends are great!

**READING passage** TH Digraphs  
r-Controlled Vowels

Name: \_\_\_\_\_

Writely Comprehension Questions

Directions: Read the passage three times. Then answer the questions.

**Kathy & Her Heart**

Kathy has a heart! She can't pick who she wants to give it to. Kathy wants to give her heart to Judy, because Judy is so calm. Kathy wants to give her heart to Kevin, because he is really funny. She wants to give her heart to Marco, because he is helpful. Kathy wants to give her heart to Marissa. He is a great basketball! She might give her heart to Beth, because Beth uses kind words. Kathy could give her heart to Lori, because Lori shares books. Kathy wants to give her heart to Paula, because Paula gives good hugs. Kathy wants to give her heart to all her friends. Her friends are great!

**Questions**

Who is the main character in the story? \_\_\_\_\_

Draw a picture of Kathy giving a heart to a friend.

What is Kathy doing? \_\_\_\_\_

## Decodable Passages

These passages are a great way to assess reading fluency. After reading the story, students will complete a series of comprehension questions. Three levels of text are provided with two levels of comprehension questions for each text.

# First Grade Literacy Activities

## August

Beginning Sounds  
Medial Sounds  
Ending Sounds  
CVC Words  
ABC Order  
Syllables  
Sight Words  
Sentences  
Rhyming  
Segmenting  
Onset-Rime

## September

Beginning Sounds  
Medial Sounds  
Ending Sounds  
CVC Words  
Short Vowels  
Digraph CH  
Sight Words  
Syllables  
Capitalization  
Sequencing

## October

CVC Words  
Digraph SH  
Long Vowels (separated)  
Long Vowels (mixed)  
Sight Words  
Punctuation  
Prepositions  
Root Words

## November

Short vs. Long Vowels  
CCVC Words  
CVCe (long a)  
Segmentation  
S Blends  
R Blends  
L Blends  
Digraph TH  
Sentence Writing  
Nouns  
Sight Words

## December

Ending Blends  
CVCe (long e)  
CVCe (long i)  
Digraphs WH & PH  
Verbs  
Soft C & G  
Commas  
Types of Sentences  
Sight Words  
Syllables  
Root Words

## January

3-Letter Blends  
Common vs. Proper Nouns  
CVCe (long o)  
CVCe (long u)  
Digraph CK  
Prepositions  
Extending Sentences  
Sight Words  
Double Consonants  
Adjectives  
Contractions

## February

Onset-Rime  
R-Controlled Vowels  
Long vs. Short Vowels  
Plural Nouns  
CVCe (mixed)  
Incomplete Sentences  
Digraphs TH & WH  
Sight Words  
Phoneme Substitution  
Inflectional Endings

## March

Long vs. Short Vowels  
Vowel Teams  
Conjunctions  
Sight Words  
Contractions  
R-Controlled Vowels  
Phoneme Manipulation  
Digraph Review  
Affixes

## April

Vowel Teams  
Digraphs/Diphthongs  
AR/OR Vowels  
Singular vs. Plural Nouns  
Sight Words  
Affixes & Root Words  
Prepositions  
Capitalization  
R-Controlled Review  
Verb Tenses  
Phoneme Substitution


## May

Vowel Teams  
Verbs  
Digraphs/Diphthongs  
Sight Words  
Multisyllabic Words  
Parts Of A Sentence  
Compound Words  
Inflectional Endings  
Punctuation  
Word Families

## June

Digraphs/Diphthongs  
Silent Letters  
Possessives  
Short & Long Vowels  
Capitalization & Punctuation  
Sentence Writing  
Pronouns  
Sight Words  
Segmentation  
Word Families  
Vowel Teams

## Buy the Bundle!



Proud to Be **Primary**

# Learn More About **TEACHING PHONICS**

Find simple and fun ways to teach phonics with hands-on activities and worksheets.

CLICK to learn more!



## Literacy Resource Bundles for K-2



Click the images to see the different literacy bundles and resources to help you teach kids to read and spell!

# Want a FREE Sample of Literacy Activities for 1<sup>st</sup> Grade?



SIGN UP TO GET LITERACY ACTIVITIES FOR FREE!



I'd love for you to try a sample of 1<sup>st</sup> grade literacy activities with your students to see if they are a perfect fit for you and your students!

[CLICK HERE TO GRAB YOUR FREE SAMPLE!](#)