


February Language Arts Word mats



Proud to Be **Primary**

**20 ELA
Worksheets**

**4 Activities
on Each
Page**

**26 Skills
Covered**

**Printable &
Digital**

**No-Prep &
Versatile**

February Language Arts Word mats


20 Word Mats for each month. Every mat is different.

Each mat covers 4 different language skills and standards.

Seasonal clip
art and
graphics used
to illustrate.

Name: _____


Verbs
Color things that are alive.




Date: _____

Sight Words
Find the hidden sight words and use the key to color.

COLOR KEY
these=red
her=pink
make=purple
them=brown
so=yellow



Sentences
Read each sentence carefully and add those things to the picture.



- Draw paper and stickers on the table.
- Draw 5 hearts on the wall.
- Draw a mailbox full on the carpet.
- Draw yourself holding a card.
- Write 'Happy Valentine's Day' on the chalkboard!
- Color and add your own details!

© Proud to be PRIMARY

Bolded
instructions
helps kids
focus on
important
information.

Quick review
activities to
help build
fluency with
ELA standards.

Each section is
clearly
explained and
represented.

A large variety of language
arts activities.

Name: Daniel **Date:** Feb. 19

Printing
Trace and print the words on the lines.

snail snail 

tomato tomato 

Rhyming Words
Spell and draw 2 words that rhyme with Fan

Fan  1. ban  2. can 

Capitalization
Rewrite the celebrations with a capital letter.

groundhog day  forth of July

Groundhog Day  forth of July

mother's day  chinese new year

Mother's Day  Chinese New Year

Phonics
Write the final sound of the pictures.

 
t d

 
n g

 
p d

© Proud to be PRIMARY

Skills covered in word mats

♥ rhyming words

♥ printing

♥ spelling

♥ phonics

♥ grammar

♥ sentence structure

♥ punctuation

♥ capitalization

♥ blends & digraphs

♥ compound words

♥ vocabulary

♥ sight words

♥ vowels (short & long)

♥ vowel teams

♥ letter sounds

Name: _____

Date: _____

Printing

Trace and print the words on the lines.

owl

penguin

Phonics

Write the initial sound of February items.



Rhyming Words

balloon

Spell and draw 2 words that rhyme with balloon.

with balloon



1. _____

2. _____

Capitalization

Re-write the first letter of each word starting with a capital letter.



cuddles



phil

cupid

Name: _____

Date: _____

Syllables

Circle the correct number of syllables for each picture.



calendar

1 2 3



dragon

1 2 3



flower

1 2 3



tree

1 2 3

Vowels

Fill in the correct vowel in each word.
vowels are a, e, i



g_ft



c_p



c_p_d

Blends

Write the correct initial blend at the beginning of each word. Choc, m BP, R, FL, GR blends.



--anch



lo_d



--lower



--ur hog



--agon

Sentences

Complete the sentences with words that make sense.
Remember to use ending punctuation.

1. On Valentine's Day, I
like to _____

2. Cupid shot an arrow
into _____

Name: _____

Date: _____

Spelling

Say each picture, sound it out, and spell the CVC.









Printing

Read and print the words into the correct boxes.

sap pot hot car potter

--	--	--	--	--	--	--	--	--	--

--	--	--	--	--	--	--	--	--	--



Sentences

Fill in each sentence with a word that fits.

1. The card has a picture of _____.

2. The ground is hard _____.

3. The game we played _____.

Directional Endings

1. Add an 's' to the end of the words. Draw a picture to match its meaning.

heart_

card_

shadow_

Digital word mats

Name: _____ Date: _____

Sight Words

Read, trace, and spell sight words.

them them _____ some some _____
these these _____ so so _____

Prepositions

Copy the correct preposition from the word bank in the blank spaces beside each picture.

The key is _____ the boys hand.
The arrows are _____ the girls back.
The dog is _____ the pail of roses.

Word Bank: on, in, behind

Phonics

Circle the correct ending sound.

oh g tr h act r fl

Parts of Speech

Circle things that are sweet.

© 2015 to Present - Eliza Rynneff. Proud to be Primary

Proud to Be Primary

Images to Use in Seesaw word mats

Image files for each sheet are included for use with Seesaw or another secure, password-protected platform for your classroom of students.



Slide1



Slide2



Slide3



Slide4



Slide5



Slide6



Slide7



Slide8



Slide9



Slide10



Slide11



Slide12



Slide13



Slide14



Slide15



Slide16



Slide17



Slide18



Slide19



Slide20



Slide21



Slide22



Slide23



Slide24



Slide25



Slide26



Slide27



Slide28



Slide29



Slide30



Slide31

There is also an interactive PowerPoint file included that you can upload and use in Microsoft Teams.

Name: Mike

Final -e

Add a silent -e to create long vowel words. Color the correct picture underneath to show its meaning.


skate



kite



stove



Vowel Teams

Spell each word with the given vowel team.



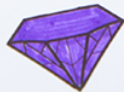
hood



bruise



moon




jewel

Date: Feb. 3

Phonics

Color the pictures that begin with the short or long 'e' sound.



Commas

Add commas between the items in the series below.

1. Today is Tuesday, February 14th.

2. The groundhog saw clouds, people and no shadow.

© Proud to be PRIMARY

Use word mats for...

- ♥ Independent reading
- ♥ Small group instruction
- ♥ Fast finishers
- ♥ Reader's Workshop
- ♥ Morning work
- ♥ Assessments
- ♥ Literacy centers
- ♥ Sub-plans
- ♥ Home practice

Why You Need

Word mats

- Word Mats are aligned to the [redacted] and covers [redacted].
- Word Mats help build English Language Arts skills and provide daily [redacted] (challenge for K & review in 2nd grade).
- Create a booklet of morning work activities that students can work on independently each morning and build important skills at the same time!
- 20 simple and no-prep worksheets to engage students with each day.



- Save time as your word work activities are ready for you! Great in sub-plans or for your fast finishers!
- This versatile resource is great for small group instruction, morning work, literacy centers, home practice, online practice, and more!

"I love these work mats! They are perfect for morning work. They repeat enough where it is familiar but doesn't get mundane."

Name: Mike

Final -e
Add a silent -e to create
vowel words. Color the
picture underneath
to show its meaning.

skate

kite

love

Vowel
Teams

Spell each word with the
given vowel team.



hood



bruise



moon



jewel

Capitalization

Rewrite the celebrations with a capital letter.

groundhog day

Groundhog Day

mother's day

Mother's Day

forth of july

Fourth of July

chinese new year

Chinese New Year

PHONICS

Color the pictures that begin with the
short or long 'e' sound.



Commas

Add commas between the items in the series below.

1. Today is Tuesday, February
14th.

2. The groundhog saw clouds,
people and no shadow.

Date: Feb. 19

Phonics

Write the final sound of the
pictures.



Digraphs

Write the correct initial digraph at
the beginning of each word.
Digraphs are CH, SH, WH, PH, TH.



white



sheriff



corn

Date: Feb.

Printing

Trace and print the words on the lines.

quarter quarter

rose rose

Sentences

Write a sentence that matches the picture.

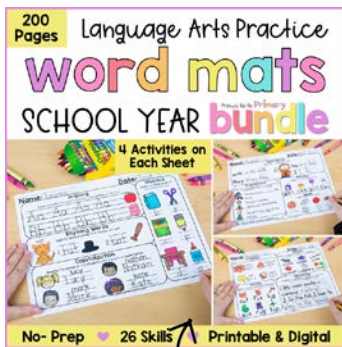
"Great resource! I made it into
a booklet for students as
morning work, fast finishers, or
to give the students at the table
when I have to split the grades
up to do a lesson!"

Want more word work?

Gain more fun word
work activities to use
in K-2!



Literacy resources for K-2

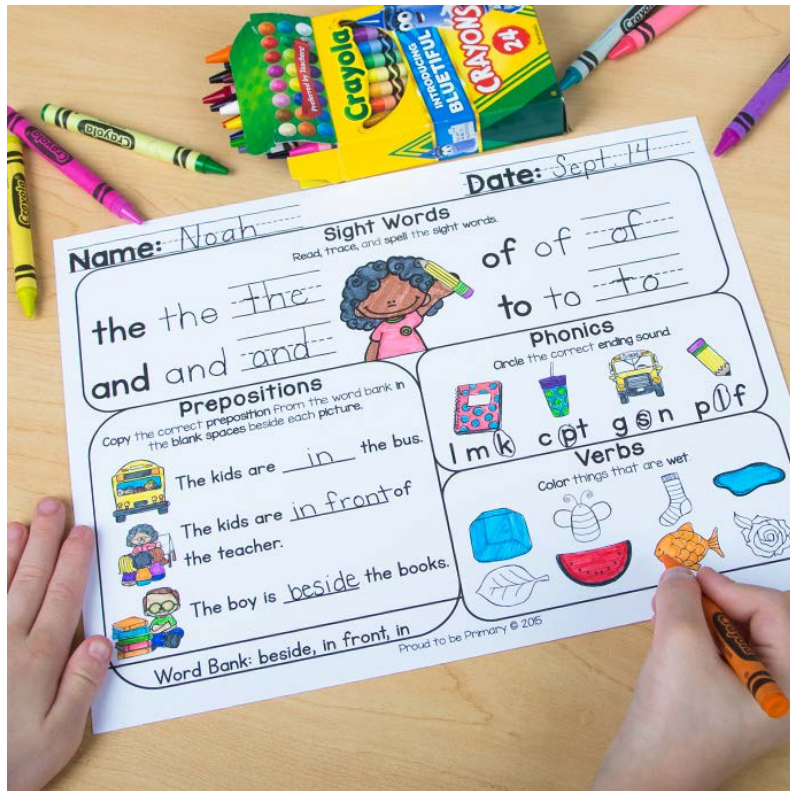


Click the images to see literacy resources with
EVERYTHING you need for the whole year!

Want a FREE Sample of word mats?



Click below to GET A FREE SET OF Word MATS FOR FREE!



I'd love for you to try this resource with your students to see if they are a perfect fit for your students!

CLICK HERE TO
GRAB YOUR
FREE SAMPLE!