

February Poem Activities

poetry mats

A friend is kind,
A friend is neat,
A friend is fun and always sweet
When you're sad,
Or if you're glad,
A friend is there to lend a hand
So when you need a friend to play,
Be a friend back...that's the way!



© Proud to Be Primary 2017

Name: Laura

Being a Friend

Read the poem and rewrite it on the lines.

A friend is kind,
A friend is neat,
A friend is fun and always sweet
When you're sad,
Or if you're glad,
A friend is there to lend a hand.
So when you need a friend to play,
Be a friend back...that's the way!

Date: Feb. 5

A friend is kind
A friend is neat
A friend is fun and always sweet
When you're sad
Or if you're glad
A friend is there to lend a hand
So when you need a friend to
Be a friend back...

Complete the Tasks

- Read and follow the instructions for each task.
1. Circle 2 emotion words with RED.
 2. Circle 3 'TH' digraphs with GREEN.
 3. Circle 2 'ee' words with YELLOW.
- Challenge: Read the poem backwards

5 Original,
Themed
Poems

20 Engaging
Activities

Covers
Important
ELA Skills

Build Fluency &
Comprehension

4 Types of
Pages

The 4 Types of poetry mats

Proud to Be Primary

1

Name: **Date:**

Groundhog Day
Read the poem 2 times and complete the activities.

Groundhog, groundhog,
What do you see?
I see my shadow
Right in front of me.
Groundhog, groundhog,
What does that mean?
6 more weeks of winter,
Ahead for you and me!

Illustrate the Poem
Visualize and draw a picture to show meaning.

Complete the Activity
Highlight 4 words that start with 'w' and write below.

1: _____ 3: _____
2: _____ 4: _____

Answer the Questions
Read the questions and answer them using complete sentences.

1. What does the groundhog see?
.....

2. What does it mean when the groundhog sees its shadow?
.....

*Printed by L. REWART 2012

2

Name: **Date:**

Dragon Dance
Fill in the letterboxes in the poem using the word list!

The special time of year has come,
To [] [] [] [] a new year.
Let's get ready with [] [] and drum,
The dragon begins his [] [] [] here.
Swirling and turning,
Ducking and diving,
The Dragon dances for
[] [] and good fortune!
"Gong Hei Fat Choi"
gong Luck celebrate dance

Make a Connection
Draw a picture to show your connection to the poem.

Answer the Question
Read the questions and check off the correct answers.

1. Let's get ready with gong and _____.
 drum song dragon

2. The Dragon dances for good _____.
 times fortune food

Order the Events
Draw or write 3 events from the poem in order.

1 _____ 2 _____ 3 _____

*Printed by L. REWART 2012

Student reads the poem and completes 4 activities, including answering questions and illustrating the poem.

Student reads the poem and completes 4 activities, including letterboxes, connecting, and sequencing.

3

Name: **Date:**

Valentine's Day
Fill in the missing words in the poem using the word list.

Valentine's Day is a time to say,
Nice things to your friends in cards.
So get out the _____
And cut out some hearts.
Add some "I love you's"
For your sweetheart.
Put _____ in a box with a special treat
Something like _____
Or anything sweet.
But most important remember to say,
"Have a _____ Valentine's Day!"
cards Happy paper chocolate

Color the Meaning
Color pictures that match the meaning.

Rhyming Words
Find pairs of rhyming words in the poem and record.

_____ → _____
_____ → _____

Complete the Part
Find each part in the poem and write the missing words to complete the part:

Valentine's Day _____
So get out _____
Put cards in _____

*Printed by L. REWART 2012

4

Name: **Date:**

Things I Love
Read the poem and rewrite it on the lines.

I love flowers.
I love bugs.
I love giving giant hugs.
I love cookies.
I love sweets.
I love lots of different treats.
I love running.
I love tag.
I love games that go zig-zag.
Having fun all through the day,
I'm full of love, that's what I say.

Complete the Tasks
Read and follow the instructions for each task.

1. Circle 3 words about food with GREEN.

2. Circle 3 'ing' words with RED.

3. Circle 2 things you love with BLUE.

4. Challenge: Read as slow as you can!

Draw a Part
Underline one line in the poem and draw it below.

.....
.....
.....
.....
.....
.....

*Printed by L. REWART 2012

Student reads the poem and completes 4 activities, including filling in missing words and completing parts.

Student reads the poem and completes 3 activities, including rewriting the poem and completing a series of tasks.

poetry mats

Proud to Be Primary

Poems Included for February

1. Groundhog Day
2. Dragon Dance
3. Valentine's Day
4. Being a Friend
5. Things I Love

ELA Skills Covered

- | | |
|------------------|------------------------|
| 1. Reading | 7. Illustrating |
| 2. Connecting | 8. Grammar |
| 3. Sequencing | 9. Using context clues |
| 4. Comprehension | 10. Sentence structure |
| 5. Rhyming Words | 11. Phonics |
| 6. Writing | 12. So much MORE! |

Februari

POETRY MEETS



Name: _____

Name: -----

Date: -----

Groundhog Day

Read the poem 2 times and complete the activities.

Groundhog, groundhog,
What do you see?
I see my shadow
Right in front of me.

Groundhog, groundhog,
What does that mean
6 more weeks of win.
A end for you a time

Illustrate the Poem

Visualize and draw a picture to show meaning.

Complete the Activity

Highlight words that start with 'w' and write below.

1. _____	3. _____
2. _____	4. _____

Answer the Questions

Read the questions and answer them using complete sentences.

1. What does the groundhog see?

2. What does it mean when the groundhog sees its shadow?

Name: -----

Date: -----

Dragon Dance

Fill in the missing words in the poem using the word list.


The special time of year has come,
To celebrate a _____ year.
Let's get ready with gong and _____,
The _____ begins his dance here.

Swirling and turning,
Ducking and diving,
The Dragon dances for
Luck and good _____!
"Gong Hei Fat Choi"

new a gong fortune c

Color the Meaning

Color pictures that match the meaning.



rhyming Words

Write rhyming words in the poem and record.

_____ ↔ _____
_____ ↔ _____

Complete the Part

Use the words from the poem and write the missing words to complete the part.

The spect _____

Let's get _____

The Dragon dances _____

Name: -----

Date: -----

Valentine's Day

Fill in the letterboxes in the poem using the word list.

Valentine's Day is a time to say,
Nice things to your in cards.

So get out the paper,
And cut out some

Add some "I love you's"
For your sweetheart.

Put cards in a box with a special

Something like chocolate

Or anything

But most important remember to say

"Have a Happy Valentine's Day!"

treat friends sweets hearts

Make a Connection

Draw a picture to show your connection to the poem.

Answer the Question

Read the poem and check off the correct answers.

1. Get paper and cut some _____.

squares hearts cards

2. Put cards in a box with a _____.

treat snack heart

Order the Events

or write 3 events from the poem in order.

1

2

3

Name: -----

Date: -----

Being a Friend

Read the poem and rewrite it on the lines

A friend is kind,
 A friend is neat,
 A friend is fun and always sweet.
 When you're sad,
 Or if you're glad,
 A friend is there to lend a hand,
 So when you need a friend to play
 Be a friend back when the day!

Complete the tasks

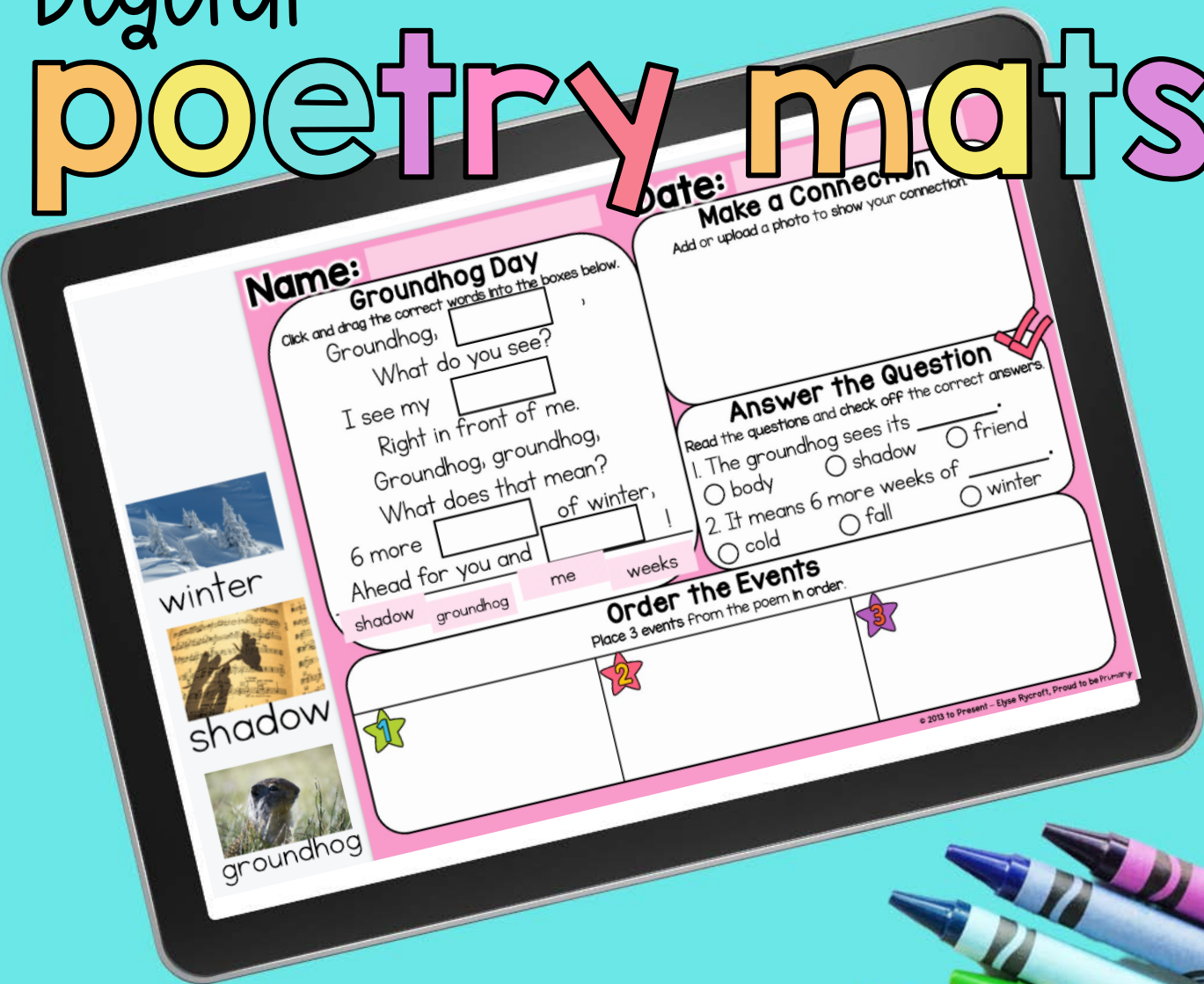
Read and follow the instructions for each task.

1. Circle 2 rhyming words with RED.
2. Circle 3 different graphs with GREEN.
3. Circle 2 'e' words with YELLOW.
4. Challenge: Read the poem backwards!

Draw a Part

Underline one line in the poem and draw it below.

Digital poetry mats



A link and instructions are provided to make a copy of a Google Slides™ document that you can use with your students.





Use poetry mats for...

- ♥ Whole group reading
- ♥ Small group instruction
- ♥ Fast finishers
- ♥ Independent practice
- ♥ Morning work
- ♥ Assessments
- ♥ Literacy centers
- ♥ Sub-plans
- ♥ Home practice

Why You Need

poetry mats

Proud to Be Primary

- This ONE poetry resource is all you need to build reading fluency through repeated reading for a month.
- Help students build reading comprehension skills with follow-up questions and activities for each poem.
- 5 original themed poems provide variety and keep interest high!
- Save time as your non-prep poetry activities are ready for you!
- This differentiated, versatile resource is great for whole group reading, independent reading, small groups, sub-plans, morning work, literacy centers, home practice, and more!
- They build reading confidence and kids love them!



Things I Love

I love flowers.
I love bugs.
I love giving giant hugs.
I love cookies.
I love sweets.
I love lots of different treats.
I love running.
I love tag.
I love games that go zig-zag.
Having fun all through the day,
I'm full of love, that's what I say.



"These are great to use for fluency and comprehension. I like the topics and my kids enjoy completing the activities."

Name: Peter

Things I Love

Fill in the missing words in the poem using the word list.

I love flowers.
I love bugs.
I love giving giant hugs.
I love cookies.
I love sweets.
I love lots of different treats.
I love running.
I love tag.
I love games that go zig-zag.
Having fun all through the day,
I'm full of love, that's what I say.

Date: Feb. 28

Color the Meaning

Color pictures that match the meaning.



Rhyming Words

Find pairs of rhyming words in the poem and record.

bugs ↔ hugs
day ↔ say

Complete the Part

Write the missing words to complete the part.

I love treats.

I love tag.

I love games that go zig-zag.

Having fun all through the day.

"The poems are fantastic. My students enjoy reading them together. Activities are easy to follow."

Learn More About poetry mats



Love this resource?
Get 4 months for FREE with
the Poetry Mats BUNDLE
with poems and activities
for the whole year.

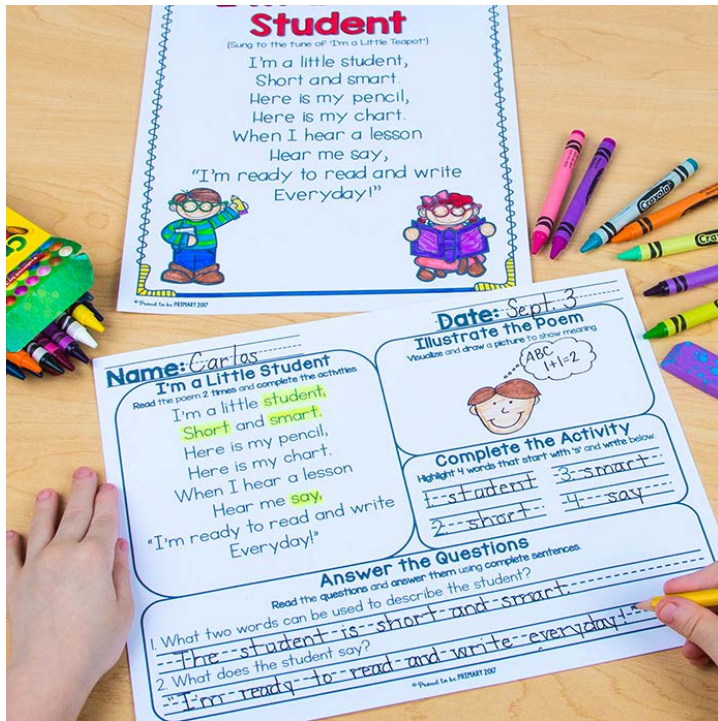
Learn more about using Poetry
Mats to help you teach poetry
in K-2!



Want a FREE Sample of poetry mats



GET A FREE POEM &
ACTIVITIES FOR FREE!



I'd love for you to try this resource with your students to see if they are a perfect fit for your students!

[CLICK HERE TO
GRAB YOUR
FREE SAMPLE!](#)