

Ending Digraph

Worksheets

Proud to Be **Primary**

14 Activities to Teach 7 Digraphs



Worksheets • Mini-Books • Word Work

Ending Digraph Worksheets

Proud to Be **Primary**

What's Included in this Resource

- * 11 types of worksheets to teach 7 Digraphs (ch, ck, ng, sh, th, dge, tch)
- * 3 booklets for each blend
- * Word work activity
- * A variety of mixed-blend activities
- * Both color and black & white options

Everything you need to teach kids to read words with digraphs!

Ending Digraph

Worksheets

Proud to Be Primary

What's Included in this Resource


Mini-Books



Word Work



Find & Match Blends



Fill In The Blank



Write The Room



Color By Blend



Ending Digraph Worksheets

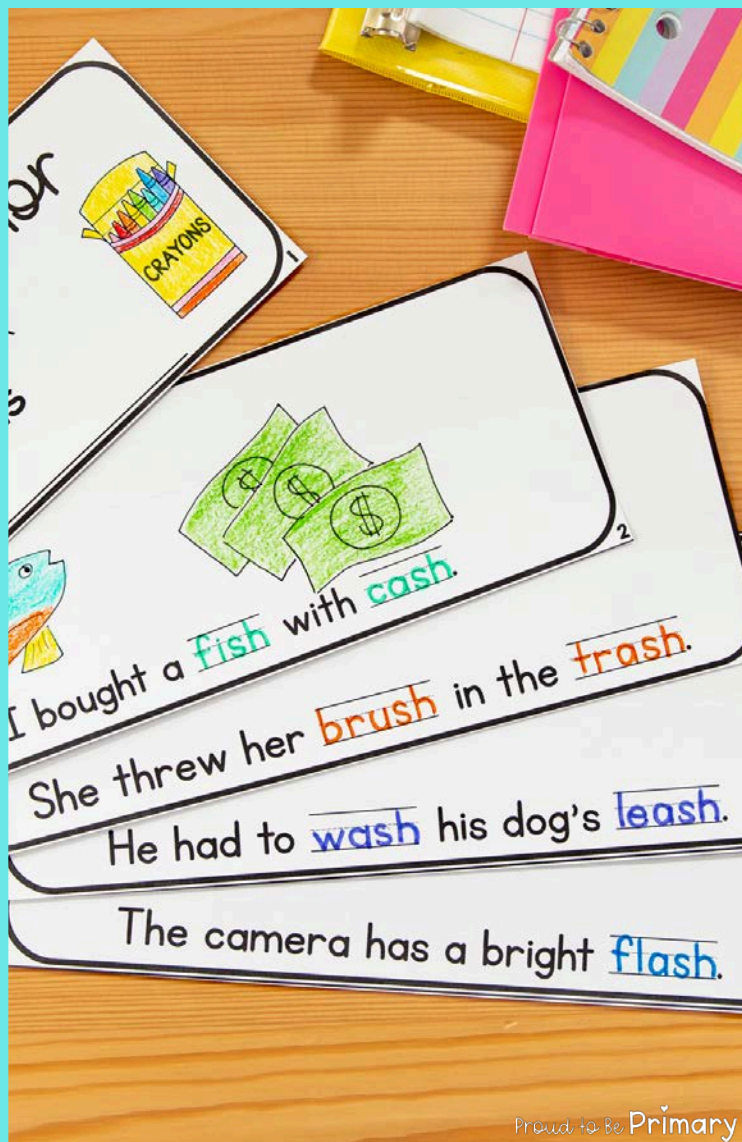
Has What Teachers Need

- This ONE resource is all you need to teach ending digraphs.
- Use the various worksheets and activities to teach one digraph each week.
- It covers ELA standards and skills that Kindergarten and First Grade students need to learn and follows SOR best practices.
- Make reading new words FUN with a variety of activities.
- It saves you time as the materials, activities, and worksheets are ready for you!
- Keep kids engaged and help them build important reading skills and fluency with ending digraphs!



Ending Digraph Activities are great for...

- ♥ Reader's Workshop
- ♥ Literacy centers
- ♥ Small group instruction
- ♥ Partner activities
- ♥ ELA lesson plans
- ♥ Morning work
- ♥ Easy finishers
- ♥ Assessments
- ♥ Sub-plans
- ♥ Home practice




Ending Digraph

Books & Worksheets

Read, Draw, & Color Books

Print a mini book for each child to practice reading the sentence, tracing the words, drawing a picture to match, and then coloring the picture after. Great to send home for extra practice!



-CH Digraph Sentences

Circle or highlight the digraph (use the picture that matches next to the sentence)

1. He can teach you about fish.
2. We love to go swimming at the beach.
3. Let's sit on the bench in the park.
4. Is it almost time for lunch?
5. My couch is very comfortable.
6. Can you measure one inch?
7. Crabs use their claws to pinch their food.
8. My grandma has a peach tree.

Name _____

fish
beach
park
lunch
couch
inch
crabs
peach

Digraph Sentences

Kids read the sentence, then circle the digraph and match the picture. For additional fluency practice, there is a worksheet without pictures.

Word Work

Kids create, write, and copy words from each digraph. Then, they draw a picture of each word they create and identify which digraph is in the word they wrote.

-CH Digraph Word Work			
Write	Copy	Draw	Circle the Digraph
ben _ _			ch in ck ng
cou _ _			ch in ck ng
lun _ _			ch in ck ng
pin _ _			ch in ck ng
tea _ _			ch in ck ng

Name _____

Ending Digraph

Books & Worksheets

Fill-In's

Kids use the word list at the bottom of the page as a guide to help them figure out which words go in each spot. They need to read the sentences and print the missing words on the lines.

Blend Fill-In's
-ch words

Read the sentences and use the rub word list below to fill in the blanks.

1. We ate _____ in the sand at the _____.
2. My _____ is orange and juicy!
3. Can you _____ me how to play soccer?
4. Do you like to sit on a _____ or a _____?
5. The worm is one _____ long.

Word List: inch, bench, beach, lunch, teach, couch, peach

Name: _____ Date: _____



Read, Trace, Draw Mini Books

Two types of mini-books are included. Each require kids to cut and put together. Kids read and trace the ending digraph words, then draw pictures or color the provided pictures.

Ending Digraph

Books & Worksheets




List Sheets

A sheet for each digraph is provided. Choose the sheets you would like children to practice and create a booklet. They list the words for a digraph independently or copy after coming up with a class list of words.

Read & Write the Room

Students use the mini-book to read and write words from around the room, from each digraph. Use the word/picture cards provided to post around the room for students to find, read, and write.



Ending Digraph

Books & Worksheets

Matching Digraphs


In this activity, kids cut pictures that start with a certain digraph and glue it in the correct location to match the word.

Matching -ch Digraphs

Name: _____

Use the picture under the matching word.

beach	couch	inch
peach	pinch	teach



-ch Digraph Word Search

Name: _____

Find and circle each word in the word bank.

b	e	a	c	h	b	z
r	w	h	o	k	e	l
e	f	l	u	h	n	u
d	c	p	o	g	c	n
i	n	c	h	f	h	c
l	e	p	e	a	c	h
p	l	n	o	h	c	b
q	d	t	e	a	c	h

beach couch inch peach pinch teach

Word Searches

In this fun favorite, kids will search for words that begin with a certain digraph and circle it after. To keep track, they can cross off the words in the word bank.

Sort the Digraph

Kids will practice reading and sorting a list of words that begin with different ending digraphs. They will write it in the correct spot and cross off words as they go.

Sort the Digraphs

Name: _____

Sort each word into the correct category.

-ch words	-sh words	-th words
-ng words	-tch words	-dge words

couch string fish pinch
flash lodge bath wedge
math catch lung patch


Learn More About **TEACHING ELA**

Find simple and fun ways to teach phonics with hands-on activities and worksheets.

CLICK to learn more!



Literacy Resource Bundles for K-2




Click the images to see the different literacy bundles and resources to help you teach kids to read and spell!

Want a FREE Sample of Beginning Blends Activities?



SIGN UP TO GET BLEND ACTIVITIES
& MATERIALS FOR FREE!



I'd love for you to try a sample of the same activities in this resource with your students to see if they are a perfect fit for you and your students!

[CLICK HERE TO
GRAB YOUR
FREE SAMPLE!](#)