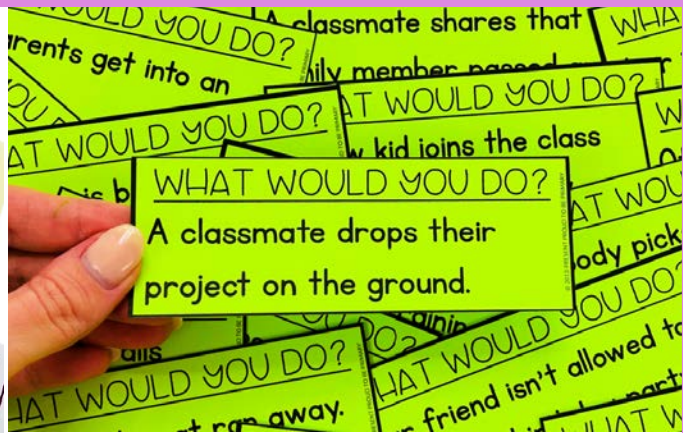


Social-Emotional

Proud to Be Primary

# empathy

## 5 K-2 BOOK COMPANIONS



DISCUSSION

ACTIVITIES


WRITING

LESSONS

# empathy Book Companions

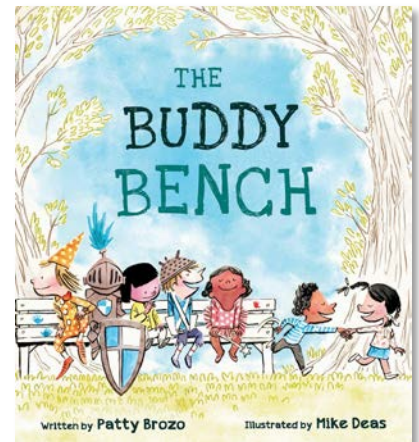

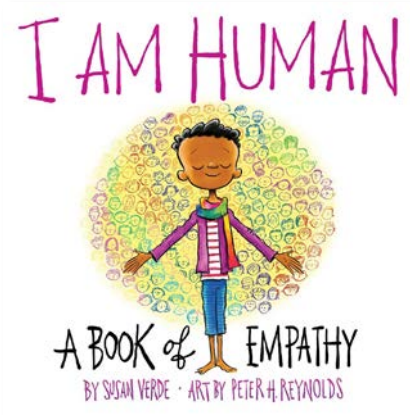
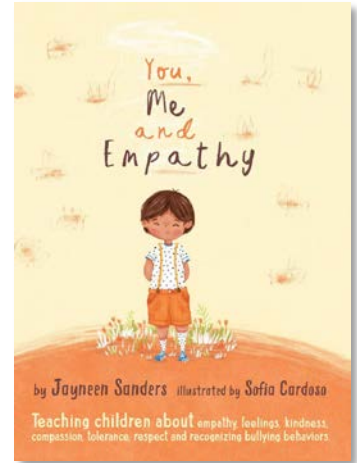

## SEE WHAT'S INCLUDED

- ♥ Detailed lesson plans to teach emotional awareness using the books *The Invisible Boy*, *I am Human, You, Me & Empathy*, *The Buddy Bench*, and *Hey, Little Ant*
- ♥ Anchor chart materials
- ♥ Book chat cards to use before, during, and after reading
- ♥ Writing templates
- ♥ 4 follow-up activities
- ♥ Google Slides
- ♥ Images for Seesaw & Interactive PowerPoint



# empathy Book Companions

## 5 CHILDREN'S BOOKS





# empathy Book Companions

Proud to Be Primary

## LESSONS


There is a detailed lesson plan for each book with “Book Chat” cards and questions to guide your discussion before, during, and after reading. An interactive anchor chart and writing activity are included that focus on the social-emotional skill presented in the book and encourage children to express their thinking. This is an excellent way to incorporate social-emotional learning into your ELA block each week!



# empathy Book Companions

## ACTIVITIES

Each book comes with 4 follow-up activities to build upon the book's social-emotional lesson. A fun variety of activities are included for independent, partner, and small group use. These high-interest activities are a great way to extend the book's discussion and build the social-emotional skills kids need!



## Book #1 – You, Me, & Empathy by Jayneen Sanders

### Detailed Lesson Plan

The lesson plan includes sections for 'Read Aloud & Discussion', 'Writing Response', and 'Digital Templates'. It provides a structured approach to reading the book, including discussion questions and writing prompts. A digital tablet shows the book cover and a page from the lesson plan.

### Book Chat Cards

Three yellow cards with questions and prompts for book discussions. The cards are titled 'Book Chat Cards' and 'Book Chat RECES READING'. They include questions like 'What is the meaning of the different words used in the book?' and 'How do you think the author felt about writing this book?'

### Anchor Chart

An anchor chart with a yellow header 'Empathy' and three sections: 'LOOKS Like', 'SOUNDS Like', and 'FEELS Like'. A digital tablet shows a form with 'Empathy' at the top and three input fields for 'LOOKS LIKE', 'SOUNDS LIKE', and 'FEELS LIKE'.

### Book Responses

Hand-drawn book responses on a pink background. One response says 'I show empathy...' and another says 'I show empathy...'. A digital tablet shows a response form with the text 'You, Me and Empathy I show empathy...' and two small cartoon figures.

## printable + digital OPTIONS

### Quote & Coloring Posters

Two posters. One says 'EMPATHY is seeing with the eyes of another. Listening with the heart of another. Feeling with the soul of another. Be SOMEBODY who makes EVERYONE feel like a BODY.' The other says 'Be a RAINBOW in someone else's CLOUD.' A hand is shown coloring a rainbow on the second poster.

### Question Cards

Question cards with prompts like 'What do you love about your favorite FRUIT?' and 'What is your favorite OUTDOOR activity?'. Below them are 'CONNECTION Cards' with a digital tablet showing a 'CONNECTION Cards' interface with a desk and a clock.

### Roleplay Scenario Cards

Roleplay scenario cards with prompts like 'A classmate shares that they forgot their homework' and 'A classmate drops their project on the ground.' A digital tablet shows a 'ROLE PLAY' interface with a photo of children and the text 'WHAT WOULD YOU DO? ROLE PLAY'.

### Videos & Journal

Online videos and a journal. The videos are titled 'EMPATHY FOR KIDS Online Videos' and include 'Dressed Tiger - Empathy', 'What is Empathy?', 'Briana Discusses on Empathy', 'Mark Kufner - Empathy', and 'Popper Over A Star Wars Star'. The journal is titled 'My Empathy Journal' and has a section for 'Video...'. A digital tablet shows the 'EMPATHY FOR KIDS Online Videos' interface.



## Book #2 – Hey, Little Ant by Phillip & Hannah Hoose

### Detailed Lesson Plan

The lesson plan includes sections for:
 

- Read Aloud & Discussion:** Focuses on understanding the title and author, and discussing the characters' actions.
- Interactive Anchor Chart:** A Venn diagram comparing the boy and the ant.
- Writing Response:** A prompt asking students to write about the story's message.
- Extension Activities:** Includes a 'Caring or Uncaring' sorting activity and a 'Vote & Graphing' activity.

### Book Chat Cards

These cards are designed for students to discuss the book. They include questions like:
 

- What do you think the boy and the ant are both like and different?
- What do you know about the boy and the ant?
- What do you think the boy and the ant are both like and different?

### Anchor Chart

The anchor chart features a Venn diagram with 'BOY' on the left, 'ANT' on the right, and 'BOTH' in the center. It is used to compare and contrast the two characters.

### Book Responses

Includes a 'Squish or Save' worksheet with a drawing of a hand and a 'Hey, Little Ant' response card with a blank space for writing: 'I would \_\_\_\_\_ an ant...'.

## printable + digital OPTIONS

### Sorting Activity

Physical cards with phrases like 'Caring ways to treat living things' and 'Uncaring ways to treat living things'. The digital tablet shows a sorting activity with a fox illustration and a 'Caring or Uncaring' scale.

### Vote & Graphing Activity

Physical cards for 'Squish or Save?' with a tally chart. The digital tablet shows a similar activity with a 'Squish or Save?' scale and a tally chart.

### Craftivity

The craftivity features a drawing of an ant with a speech bubble that says: 'Don't Squish Me I have a family just like you!'.

### Directed Drawing

A 'Draw an Ant' worksheet with a grid for drawing the ant's body parts and a 'Hey, Little Ant' response card.



## Book #3 – The Invisible Boy by Trudy Ludwig

### Detailed Lesson Plan

The lesson plan includes sections for:
 

- BOOK CHAT:** Introduce the book by reading the title and author, then use the Book Chat cards to guide conversation.
- Read Aloud & Discussion:** Ask kids to imagine a time when they felt invisible and share what happened.
- Interactive Anchor Chart:** Create a collaborative chart about the book.
- Writing Response:** After talking about feeling invisible, use the provided templates.

### Book Chat Cards

Three purple cards with questions for discussion:
 

- Book Chat Question 1:** How do you think the boy feels when he is invisible?
- Book Chat Question 2:** How do you think the boy feels when he is visible?
- Book Chat Question 3:** How do you think the boy feels when he is invisible and then becomes visible again?

### Anchor Chart

The anchor chart lists ways to include others:
 

- At School**
- In the Classroom**
- On the Playground**

### Book Responses

Includes a worksheet titled "Including Others" with a drawing area and a digital response card on a tablet:
 

**The Invisible Boy**  
I feel invisible when...

## printable + digital OPTIONS

### Writing & Self-Portrait

A child is holding a self-portrait of a boy. Below the portrait is a writing prompt: "I felt invisible when..."

### BINGO Activity

A "Find Someone BINGO" activity with a grid of characteristics to find in a classmate.
 

has been camping	has been to the zoo	loves the color pink	has braids	has a dog
loves swimming	has a cat	loves to cook	loves pizza	loves to dance
has a fish	has long hair	loves to play soccer	loves to play the piano	loves to play the guitar
loves vegetables	loves to read	has a brother	loves to play the guitar	loves to play the piano

### Talking Prompt Cards

Handwritten-style cards with prompts:
 

- "I can't talk tomorrow but can we talk today?"
- "That's interesting! Why do you think that?"
- "It looks like you need help. Can you help me?"
- "What to SAY"
- "Thanks for sharing! What did you learn from that?"

### Directed Drawing

A drawing activity titled "Draw Brian" with a grid for drawing a boy's face. Includes a worksheet with the book cover and a writing prompt: "I can't talk tomorrow but can we talk today?"

### 📖 Book #4 – The Buddy Bench by Patty Brozo

#### Detailed Lesson Plan

**mind+heart EMPATHY BOOK COMPANION**  
**Book #4 – The Buddy Bench by Patty Brozo**

**BOOK CHART**  
 Introduce the book by reading the title and the author. Use the questions on the Book Chart cards to guide your conversation with children before, during, and after reading the book. Encourage kids to share thoughts and feelings, often and with each other. Think-Pair-Share is a helpful strategy for sharing ideas with a partner throughout.

**READ ALOUD & DISCUSS**  
 Before reading, talk about what makes a buddy. Brainstorm ideas together.  
 As you read, ask "What can you do if you don't have anyone to play with?" and "What can you do if you see someone without anyone to play with?" Record ideas and discuss.  
 After reading, discuss the idea of cooperation and how to use it effectively to make sure everyone has fun.

**Interactive Anchor Chart**  
 Create a collaborative chart or poster.  
 Brainstorm things buddies may do.  
 For example, "Buddies are kind."  
 Add pictures to the chart.

**Writing Response**  
 After talking through ways to be a Buddy or "5 Ways to Be a Buddy," use the digital templates provided to record.

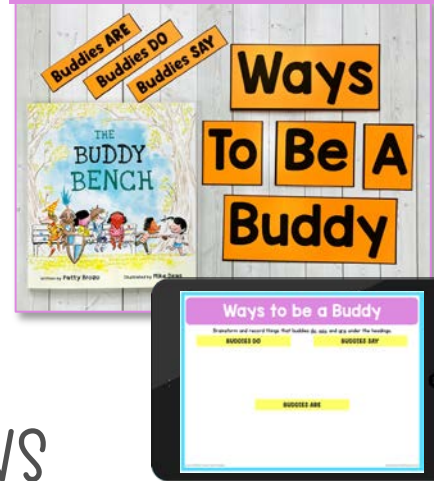
**LESSON GOALS (SW1)**  
 To learn ways that kids make a buddy. To recognize how buddies with circumstances and use a "Buddy Bench."

**BOOK CORE MESSAGE**  
 The Buddy Bench is a built-in idea of knowing how others feel and how the Buddy Bench becomes a place of inclusion and love. The Buddy Bench becomes a place of inclusion and love.

#### Book Chat Cards



#### Anchor Chart




#### Book Responses



## printable + digital OPTIONS

#### Set-Up Guide & Posters



#### Pledge & Certificate



#### Poem & Activity



#### Craftivity



## Book #5 – I Am Human by Susan Verde

### Detailed Lesson Plan

The lesson plan includes sections for:
 

- BOOK CHAT:** Introduce the book by reading the title and the author. Use the questions on the Book Chat cards to guide your conversation with children before, during, and after reading the book. Encourage kids to share thoughts and feelings, often and with each other. Think-Pair-Share is a helpful strategy for sharing ideas with a partner throughout.
- READ ALOUD & DISCUSS:**
  - After you read, ask "What does it mean to be human?" Take examples from the story. Being a human means we make mistakes, we can learn and grow, we experience emotions, etc.
  - Discuss how people are the same and how they are different. Ask, "What are some things that we all have in common?" For example, we have feelings.
  - Talk about what compassion means.
- Interactive Anchor Chart:**
  - Create a collaborative chart and
  - Brainstorm "I" examples from the
  - For example, "I have a friend."
- Writing Response:**
  - After talking about what it means to be human, ask "15 Ways to Show Compassion."
  - Digital templates provided to read.
- BOOK CHAT CARDS:** To understand what it means to be human and how to act with compassion and generate empathy.
- BOOK CHAT MESSAGE:** The book "I Am Human" offers a fun way to make your classroom a place of compassion and having empathy for others.

### Book Chat Cards

The cards include:
 

- Book Chat BEFORE READING:**
  - What does it mean to be human?
  - What are some things that we all have in common?
  - What are some things that we all have in common?
  - What are some things that we all have in common?
- Book Chat AFTER READING:**
  - What does it mean to be human?
  - What are some things that we all have in common?
  - What are some things that we all have in common?
  - What are some things that we all have in common?

### Anchor Chart

The anchor chart features:
 

- Large title: **I Am Human**
- Subtitle: **A BOOK OF EMPATHY**
- Author: **BY SUSAN VERDE - ILLUSTRATED BY JESSICA REYNOLDS**
- Text: **I am Human**
- Text: **Readers: "I" examples from the story and your ideas about what makes us human.**

### Book Responses

The responses include:
 

- I am Human** (Title card)
- I AM HUMAN** (Title card)
- 5 Ways to Show Compassion** (List with 5 numbered lines for writing)

## printable + digital OPTIONS

### Empathy Wall

The wall features:
 

- Empathy WALL** (Large title)
- Compassion FEELS** (List of feelings)
- Compassion FEELS** (List of feelings)
- Compassion FEELS** (List of feelings)

### Boardgame

The board game includes:
 

- SHOWING EMPATHY Partner Board Game**
- Emotion wheel: sad, angry, frustrated, confused, shy, excited
- Start HERE >>>
- Turn original GO BACK

### Role Play Scenario Cards

The role play cards include:
 

- Making Good CHOICES ROLE PLAY**
- Scenario: "Someone is sitting alone on the playground. They look sad. What could you do to help?"
- Scenario: "A friend is having a birthday party and you forgot to bring a gift. What could you do to help?"
- Scenario: "A friend is having a birthday party and you forgot to bring a gift. What could you do to help?"

### Hat Craftivity

The hat craftivity features:
 

- Avery is HUMAN** (Title)
- I am Human** (Text)
- I am Human** (Text)

# empathy Book Companions

Proud to Be Primary

## USE WITH GOOGLE

Each book companion comes with a digital anchor chart, writing template, and a few digital activities. They are ready in Google Slides for use in Google Classroom. The digital pages are great for use whole-group lessons and in a one-to-one classroom!



# empathy Book Companions

Proud to Be Primary

## IMAGES TO USE IN SEESAW



empathy book companion pack digital slides



empathy companion pack landscape DIGITAL PAGES...




empathy companion pack landscape DIGITAL PAGES...



empathy companion pack landscape DIGITAL PAGES...



empathy companion pack landscape DIGITAL PAGES...



empathy companion pack landscape DIGITAL PAGES...



empathy companion pack landscape DIGITAL PAGES...



empathy companion pack landscape DIGITAL PAGES...



empathy companion pack landscape DIGITAL PAGES...




empathy companion pack landscape DIGITAL PAGES...



empathy companion pack landscape DIGITAL PAGES...



empathy companion pack landscape DIGITAL PAGES...



empathy companion pack landscape DIGITAL PAGES...



empathy companion pack landscape DIGITAL PAGES...



empathy companion pack landscape DIGITAL PAGES...



empathy companion pack landscape DIGITAL PAGES...



empathy companion pack landscape DIGITAL PAGES...



empathy companion pack landscape DIGITAL PAGES...



empathy companion pack landscape DIGITAL PAGES...



empathy companion pack landscape DIGITAL PAGES...



empathy companion pack landscape DIGITAL PAGES...



empathy companion pack landscape DIGITAL PAGES...



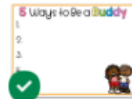
empathy companion pack landscape DIGITAL PAGES...



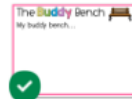
empathy companion pack landscape DIGITAL PAGES...



empathy companion pack landscape DIGITAL PAGES...



empathy companion pack landscape DIGITAL PAGES...



empathy companion pack landscape DIGITAL PAGES...



empathy companion pack landscape DIGITAL PAGES...



empathy companion pack landscape DIGITAL PAGES...



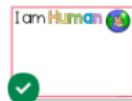
empathy companion pack landscape DIGITAL PAGES...



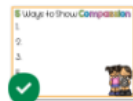
empathy companion pack landscape DIGITAL PAGES...



empathy companion pack landscape DIGITAL PAGES...




empathy companion pack landscape DIGITAL PAGES...



empathy companion pack landscape DIGITAL PAGES...



empathy companion pack landscape DIGITAL PAGES...



empathy companion pack landscape DIGITAL PAGES...

# empathy Book Companions

Proud to Be Primary

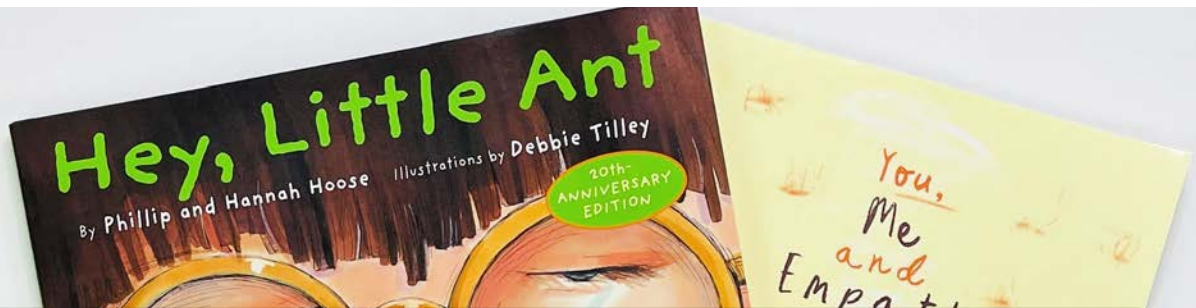
## WHY YOU NEED THIS

- These children's books were carefully selected as they cover important SEL topics we need to teach to kids.
- Each book, lesson, and follow-up activities can cover a week of SEL instruction anytime of year.
- Facilitate meaningful discussions and keep kids engaged in important activities that build social and emotional skills.
- Cover important English Language Arts standards and build children's literacy skills with effective read aloud lessons.
- Each book comes with engaging printable and digital activities kids will enjoy!
- These versatile book companion lessons are great for whole-group lessons, homeschooling, and school counseling sessions.



# Teachers Love Our **book lessons**


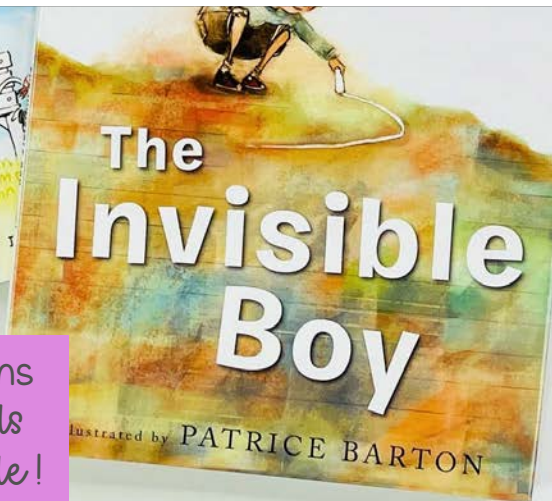
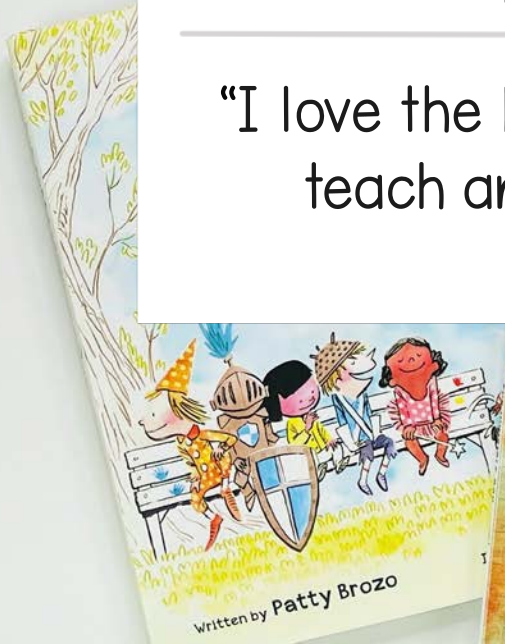
Proud to Be Primary



Teacher Spark



“I love the bundle for all the options to teach and learn about empathy”



Our SEL book companions are enjoyed in thousands of classrooms worldwide!

# Learn More About

# mind+heart

Proud to Be Primary

Learn about teaching social-emotional learning effectively in K-2 with our SEL curriculum.

CLICK to learn more!



## Social-Emotional Resources for K-2



Click the images to see the SEL curriculum BUNDLE & resources with EVERYTHING you need for a year of SEL!



# Want a FREE SEL book companion?



SIGN UP TO GET AN SEL BOOK  
COMPANION & ACTIVITIES FOR FREE!



## SOCIAL-EMOTIONAL LEARNING book companion

Proud to Be Primary

### Kindness is a Kite String



I'd love for you to try a sample from the SEL Book Companion Bundle with your students to see if it is a perfect fit for you and your students!

[CLICK HERE TO](#)  
[GRAB YOUR](#)  
[FREE SAMPLE!](#)