

SIGHT WORD

Curriculum

Dolch Primer Edition



11 Activities • Posters • Assessment

SIGHTWORD Curriculum

DOLCH Primer Words

What's included in this resource

- 1 10 weeks of sight word lists and activities covering 52 high frequency words!
- 2 Word lists, cards, and home practice lists are provided to make teaching easier!
- 3 A variety of worksheets, hands-on activities, and games to help build fluency!
- 4 Assessment sticker book and spelling book to make assessment fun!
- 5 All the materials you need to differentiate your sight word program all year!

Everything you need to teach kids
the Dolch Primer sight words!

SIGHT WORD Curriculum

DOLCH Primer Words

What's included in this resource

Lists



Sight Word Cards



Spelling Books



Sticker Books



Reading Practice



Printing Practice



SIGHT WORD Curriculum

DOLCH Primer Words

What's included in this resource

Storybooks



Color by Word



Word Work



Reading Practice



Hands-On Activities



Extra Activities




SIGHTWORD Curriculum

DOLCH Primer Words

Has What Teachers Need

- This **differentiated sight word program** is all you need to teach this list of sight words.
- By teaching a list of words, rather than one word at a time, you are **building fluency** with sight words at a faster rate.
- Students will develop a **deeper understanding of the activities** as the same ones are repeated each week. There are plenty of **different activities to choose from**, so students will never get bored!
- The activities work well for **literacy centers, small groups, independent, and home practice**.
- This program **saves you a TON of time** as the planning is done for you.
- Since this is **classroom-tested**, you know that you are using a program that will deliver results!
- The **different assessment options** allow for you to check student understanding in a fun way and review if necessary!



SIGHT WORD

Activities for...

- ♥ Reader's Workshop
- ♥ Literacy centers
- ♥ Small group instruction
- ♥ ELA lesson plans
- ♥ Morning meeting
- ♥ Easy finishers
- ♥ Assessments
- ♥ Sub-plans
- ♥ Home practice



Teachers LOVE this Resource!

Gabrielle G.



This resource! I cannot praise it enough. This is my first year teaching sight words with more structure and this has been a game changer for me. My kindergarten students have mastered pre-primer and primer this year because of this!

Our sight word activities are enjoyed in hundreds of classrooms worldwide!

SIGHTWORD Curriculum

DOLCH Primer Words

Words Included

Unit 1: do, like, who, he, will

Unit 2: our, went, black, be, ride

Unit 3: she, on, want, white, ate

Unit 4: yes, am, four, under, brown

Unit 5: please, have, good, there, this

Unit 6: no, with, they, came, eat

Unit 7: get, into, new, saw, say

Unit 8: now, was, are, at, did

Unit 9: ran, but, pretty, so, what, that

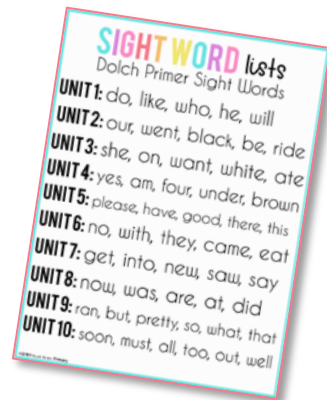
Unit 10: soon, must, all, too, out, well

SIGHTWORD Curriculum

DOLCH Primer Words

SIGHT WORDLISTS

Post this list near your desk to stay organized and on track. It has all 10 units listed. Great also to send home to parents so they may keep track at home!



HOME PRACTICE LISTS

Photocopy and send home one sheet per student each week for home practice. Also great to give to students in class to copy in their word books.

SIGHT WORDCARDS

Print on cardstock, laminate and cut for durability. Post on your board for practice during the week and then add to your word wall at the end of the week for read the room activities.



SIGHTWORD Curriculum

DOLCH Primer Words

RAINBOW WORDCARDS

Copy a set for each student to cut, color and read 3 times for practice. Keep all the words from each week in a small ziplock. At the end of the units, have them read all the words in their bags for assessment then send home as review.



READ & TRACE MINIBOOKS

First print, cut along the lines and assemble the pages in order. Kids can use this too! They must then read each page and trace the sight words on the dotted lines. They can color after. It is great to send home for practice!

READ, DRAW & COLOR BOOKS

These books are great for reading practice. To prepare, cut in half to make 2 booklets. Students must read the sentences, color the sight words and draw a picture to match the sentences. It is great to send home for practice after!



SIGHTWORD Curriculum

DOLCH Primer Words

WORDWORK

Use this as a literacy or word work station. Great also for fast finishers! Students must trace the word first, then stamp it, then write it in fancy letters of their choice.



FIND & COLOR BY SIGHT WORD

Use a magnifying glass to locate sight words in the picture. Then use the key at the bottom right corner as a guide. Students must read the words and color them correctly according to the key. Great also for coloring practice!



FIND & HIGHLIGHT

Have students use a highlighter pen to read each sentence and look for the words in their word list. When they find a word, they can go over it with a highlighter. Then draw a picture of one of the sentences. Lots of fun!



SIGHTWORD Curriculum

DOLCH Primer Words

PRINTING PRACTICE

These sheets are great for practicing printing skills, building fine motor abilities and proper letter formation. Students practice each word four or more times, copy a sentence and draw a picture to match the sentence.



FIX-IT & FILL-INS

Students use the word list at the bottom of the page as a guide to help them figure out which words go in each spot. Read the sentences and print the missing word on the line. Fix the mistakes in the sentences at the bottom and re-write them correctly.

LETTERBOXES

Fill the letterboxes with the correct fitting words from the word list. Make sure students understand tall, short and tail letters and how they fit into boxes. There is also a sentence to read and fill in with the correct words. Great for building an understanding of letter formation.



SIGHTWORD Curriculum

DOLCH Primer Words

PLAYDOUGH MATS

Print on cardstock, laminate & cut! Put into a bin with some Play-Doh and a whiteboard marker. Students can practice forming the words with Play-Doh and can use the marker to print the word on the line below.



SIGHT WORD BRACELETS

Print off one bracelet for each student. They must first trace and color each sight word. Then attach the bracelet on their wrist and practice reading their words to a partner or teacher.

SIGHTWORD Curriculum

DOLCH Primer Words

Assessment Tools

SPELLING BOOKS

This student booklet is similar to the sticker book but it can be used to assess the students. There is a front cover to keep track of which lists have been assessed. Each page within the booklet includes lines for the students to spell their sight words!



STICKER BOOKS

This student booklet can be used as a way for both you and your students to keep track of what words and lists they've mastered! The students can track which lists they've mastered on the front cover and then mark which words they've mastered within each individual list.

Teachers LOVE this Resource!


Aimee L.



The variety of activities is great. I love the sentence correction part, the play dough words, and reading it in a sentence. It is the perfect combination.

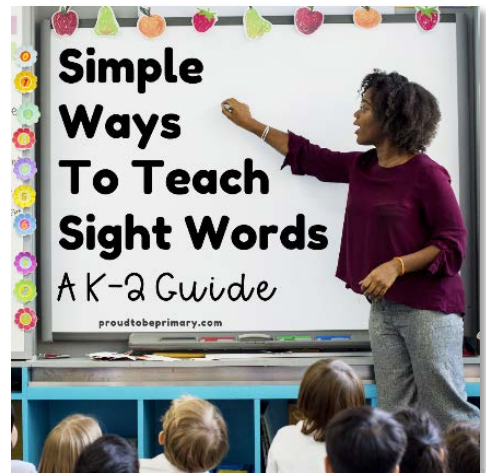
Our sight word activities are enjoyed in hundreds of classrooms worldwide!

Learn More About the **SIGHT WORD** Curriculum



Love this resource? SAVE BIG with the Dolch Sight Word BUNDLE with sight word activities for the whole year!

Learn more about how to best teach sight words in your classroom!



Want a FREE Sample of SIGHT WORD Curriculum

Activities?



GRAB A SET OF DOLCH WORD ACTIVITIES
& MATERIALS FOR FREE!



I'd love for you to try a sample of DOLCH Sight Word activities to see if they are a perfect fit for you and your students!

[CLICK HERE TO
GRAB YOUR
FREE SAMPLE!](#)