

# December SEL MORNING MEETINGS

## 4 Weeks of Editable Materials

Proud to Be  
Primary



Slides

Cards

Posters

Planner

# SEL MORNING MEETINGS

## What's Included in this Resource

- ♥ A month of morning meeting slides (4 weeks + extra week to customize)
- ♥ 105 EDITABLE slides for two sets
- ♥ A variety of greetings, sharing questions, & activities included
- ♥ Morning message slides
- ♥ Beautiful, unique clipart
- ♥ BONUS 1: Printable cards for every slide
- ♥ BONUS 2: Planner templates to organize meetings
- ♥ BONUS 3: Guideline & routine posters to teach expectations



2 SETS:  
Christmas  
& Winter  
Animal  
themed



# SEL MORNING MEETINGS

## See What's Included


### Editable Slides



### Printable Cards



### Planners



### Posters



# SEL MORNING MEETINGS

## 4 Types of EDITABLE Slides

 **GREETING** 

**SNOWFLAKE:**  
While saying good morning to classmates, touch fingertips together on one hand and move your hands all around.



 **SHARE** 

Tell us about a time you received a special gift.



 **ACTIVITY** 

**THE SHRINKING SLEIGH**  
Create a space on the ground that is surrounded by rope. The goal is for the group to work together to get everyone inside Santa's sleigh (the space inside the rope). You can keep making the space smaller and smaller each time to increase the difficulty.

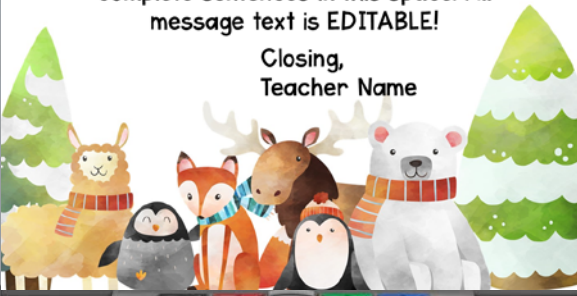


Today is Monday, December #.

Dear Division #,

This is where you write the message for the class. You can include three complete sentences in this space. All message text is EDITABLE!

Closing,  
Teacher Name



# SEL MORNING MEETINGS

## Has What Teachers LOVE!

- This ONE morning meeting resource is all you need to facilitate a 15 minute meaningful morning meeting in your classroom each day!
- Use the greetings, sharing questions, activities, and messages to build healthy relationships and a strong classroom community.
- Save precious planning time and get organized as the slides and prompts are done for you!
- Facilitate meaningful discussions and keep kids engaged in important activities that build social and emotional skills.
- Editable slides allow you to customize and upload to an online platform!
- Many different greetings, sharing questions and activities included to keep interest high!
- You will have ALL the materials you need for a successful morning meeting!



# Teachers Love these meetings

Violeta E.



"Easy to use morning meeting discussion and ideas! I also like that you can edit them to fit your specific class."

Our morning meetings are enjoyed in thousands of classrooms worldwide!

# Use this morning meeting RESOURCE for...

- ♥ Classroom meetings
- ♥ Transitions
- ♥ Small groups
- ♥ Counseling sessions
- ♥ Brain breaks
- ♥ & more!



# SEL MORNING MEETINGS

## Daily Social-Emotional Topics



# SEL MORNING MEETINGS

## Greetings

The classroom meeting begins with a greeting. The class greets each other briefly, in a friendly way. Each greeting brings us the class together into a circle. This is a quick way to connect and foster community!



# SEL MORNING MEETINGS

## Sharing

The classroom meeting continues with sharing. The class reads the question or directions provided. This is a time to share thoughts and opinions openly, while listening respectfully. This is a nice way for everyone to get to know each other better!



# SEL MORNING MEETINGS

## Activities

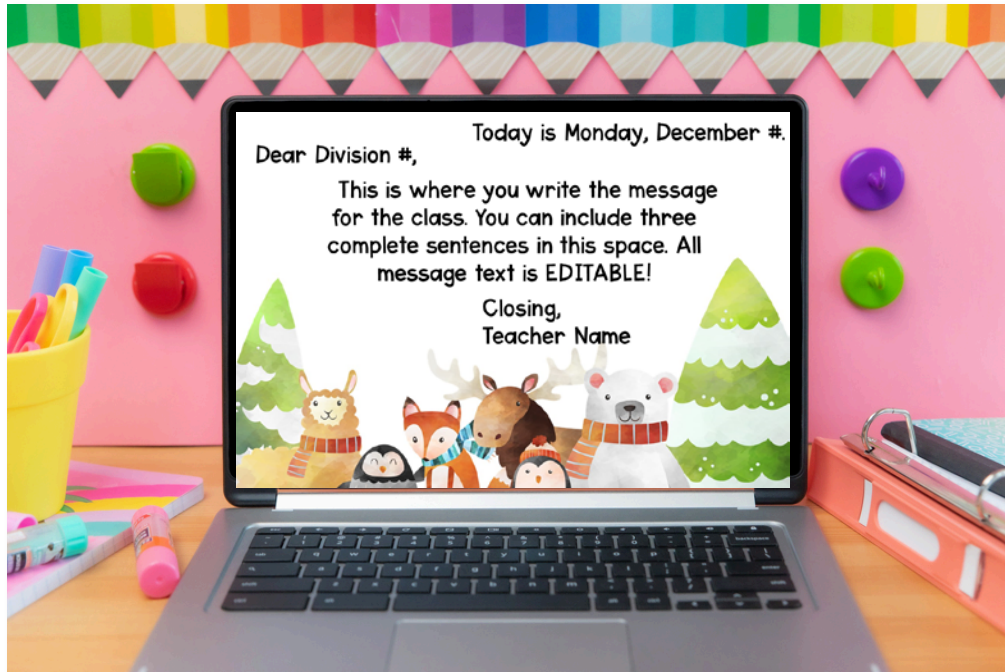
The classroom meeting continues with an activity. These are short, energetic activities that get the class moving their bodies and playing as one. The activities bring everyone together to play games, move, act, dance, work together, and have fun!



# SEL MORNING MEETINGS

## Morning Messages

The classroom meeting ends with a morning message. Write a short message that let's kids know what to expect for the day, as well as the date. Read it to them or together at the end of the meeting as a way of transitioning to the next activity.



# SEL MORNING MEETINGS

Proud to Be Primary

## A Month of Slides At a Glance



# SEL MORNING MEETINGS

## BONUS #1: Printable Cards

A set of EDITABLE cards are included for all greeting, sharing, and activity slides. Simply print and cut to create a set that you can use as you wish. Add them to a ring and hang them on your board for easy prep morning meetings!



# SEL MORNING MEETINGS

## BONUS #2: Posters

Posters are included to teach guidelines for each part of the meeting. Use them to teach the class what the different parts of the meeting are and what the expectations are. There are three posters included: greeting, sharing, and activity. They are included in color and black & white.



# SEL MORNING MEETINGS

## BONUS #3: Planners

Planner templates are included to help organize your morning meeting. Simply print a copy, record the greeting, sharing, activity, message, and any questions or notes you may have about that day's meeting. A version for an afternoon meeting is included if you wish to run your classroom meeting later in the day!

**Morning MEETING** (Hand icon)

Focus: \_\_\_\_\_

GREETING: \_\_\_\_\_

SHARE: \_\_\_\_\_

MESSAGE: \_\_\_\_\_

**Morning MEETING** (Heart icon)

Focus: \_\_\_\_\_

GREETING: \_\_\_\_\_

SHARE: \_\_\_\_\_

ACTIVITY: \_\_\_\_\_

MESSAGE: \_\_\_\_\_

Questions to Ask: \_\_\_\_\_

Notes: \_\_\_\_\_

**Afternoon WRAP-UP Morning MEETING** (Hand icon)

Focus: *Being a Friend*

GREETING: *Give our classmates a HIGH FIVE!*

MESSAGE: *Tell us we are thinking about what is a friend. Turn and share with your neighbour.*

SHARE: *Tell the class about a time that you felt alone and needed a friend.*

ACTIVITY: *Sort scenarios under the GOOD or BAD Friend.*

Questions to Ask: *Being a friend mean? "Friend" mean? Friends?*

Notes: *Share with your class. Be a friend. classmates.*

**Morning MEETING** (Heart icon)

Focus: \_\_\_\_\_

GREETING: \_\_\_\_\_

SHARE: \_\_\_\_\_

ACTIVITY: \_\_\_\_\_

MESSAGE: \_\_\_\_\_

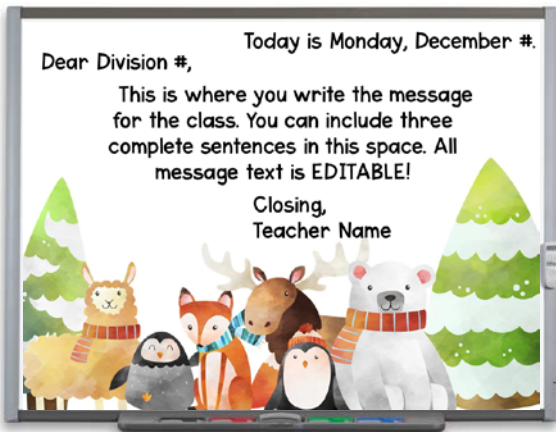
Questions to Ask: \_\_\_\_\_

Notes: \_\_\_\_\_

# SEL MORNING MEETINGS

## How to Use this Resource

- ✓ This resource is ready to go! Simply download and unzip the folder. Open the PowerPoint file or PDF document you want to use.
- ✓ Project it onto your whiteboard, screen, or SmartBoard.
- ✓ You only need to type in your daily morning message onto the slide. The rest is created for you!
- ✓ Everything is EDITABLE if you wish to change any of the wording!
- ✓ You can also open the file on your tablet, upload the editable PPT file to Google Slides, or use the included printable cards. The options are endless!



### NOTES:

- The font used in the PPT files are not embedded or included. Fonts are embedded in the PDF documents.
- You can purchase the one I used [HERE](#) (APL Real Talk) or try a similar FREE font like [THIS ONE](#) or [THIS ONE](#).
- To eliminate the blue boxes in the PDF, click the top right 'Highlight Existing Fields' option.

# Teachers Love these meetings



Breanna D.



"We loved this! SO much fun and engaging during our morning meetings."

ACTIVITY

### ROLE PLAY

Act out being responsible in this situation:

A group of friends invite you to play a game with rules.



©2019 Proud to Be Primary

Our morning meetings are enjoyed in thousands of classrooms worldwide!



# Learn More About

Proud to Be Primary

# SEL MORNING MEETINGS

Learn about teaching an effective morning meeting in K-2 with our morning meeting resources.

CLICK to learn more!



## Social-Emotional Resources for K-2




Click the images to see the SEL morning meeting BUNDLE & resources with EVERYTHING you need for a year of SEL!

# Want a **FREE** Sample of **SEL** MORNING MEETINGS?



SIGN UP TO GET A WEEK OF  
MORNING MEETINGS FOR FREE!



I'd love for you to try a sample of the MIND+HEART SEL Morning Meetings with your students to see if it is a perfect fit for you and your students!

**CLICK HERE TO**  
**GRAB YOUR**  
**FREE SAMPLE!**

# SEL MORNING MEETINGS

Proud to Be Primary

## Background

The mind+heart SEL Morning Meeting resource aligns to the CASEL framework of the 5 core competencies for SEL (self-awareness, self-management, responsible decision making, social awareness, and relationship skills), as well as other state SEL initiatives. It also follows the Responsive Classroom organization of a morning meeting with a greeting, sharing, group activity, and morning message.

The ultimate goal of this resource is to help teachers incorporate SEL into the classroom during short chunks of available time. With the low-prep format of this resource, teachers can easily post and flip through the daily slides that will guide and lead the classroom meeting seamlessly and effectively.

Through a daily classroom meeting, the classroom environment will be enhanced, relationships will develop, and community will grow. Daily classroom meetings can and will dramatically change the climate of your classroom for the better! Children will connect with and learn about peers and develop social skills, while openly sharing about themselves and developing self-awareness at the same time.