

December Writing Practice writing mats

Name: Tamara F.

Date: Dec. 18

Holiday Treats



My favorite holiday treats
are candy canes and
my mom's cinnamon rolls.

Word List

Use the words and pictures
to help create your story



candy cane



cinnamon



cookies



gingerbread



chocolate



candy

Color in the
checkmark
to show you
have used
this writing
convention



use capitals



use punctuation



use spaces



print neatly



spell words



reread it

Writing Checklist: I can...

© 2016/2020 Proud to Be Primary

**Picture &
Word
Support**

**20 Engaging
Prompts**

**Valuable
Topics**

**Writing
Conventions
Checklist**

**3 Styles:
Blank,
Interlines, &
Solid Lines**

Printable & Google Slides by Proud to Be Primary

December Writing Topics

writing mats

1. My Christmas Tree
2. Christmas Time
3. My Ornament
4. Decorating
5. If I were an Elf
6. Dear Santa
7. Santa's Workshop
8. Santa's Stuck
9. If I were a Reindeer
10. Christmas Eve

11. A Time for Giving
12. Making Crafts
13. Hot Chocolate
14. Staying Warm
15. In December
16. My Gingerbread House
17. In My Stocking
18. Holiday Treats
19. Holidays Around the World
20. Hanukkah

Printable writing mats


20 different Writing Mats for each month. Each mat comes in 3 styles: interlines, solid lines, or blank pages with either a sentence starter or title. Every mat covers a different writing topic with themed word list.


A variety of topics and sentence starters included to keep engagement high.


Write and illustrate stories about high interest topics and relatable themes.


Name: _____ **Date:** _____


Word List
Use the words and pictures to help create your story.


 sleigh

 list

 present

 sack of toys

 chimney

 milk & cookies

Writing Checklist: I can...

Color in the checkmark to show you have used this writing convention.

☒ use capitals

☒ use punctuation

☒ use spaces

☒ print neatly

☒ stretch out words

☒ reread it

© Proudt to Be PRIMARY 2016




Word lists support beginning writers with writing, spelling, and illustrating.

Build writing fluency by writing a short story and checking it each day.

Use the writing conventions checklist to independently check writing.

December

WRITING MAT



Name: _____

Name: _____

Date: _____

Word List

Use the words and pictures to create your story.



shoes



hat



present



Santa



workshop



making toys

If I were an elf

Writing Checklist: I can...

Color in the checkmark to show you have used this writing convention.



use capitals



use punctuation



use spaces



print neatly



stretch out words



reread it

Name: _____

Date: _____

Dear Santa _____

Word List

Use the words and pictures to create your story.



sleigh




list



present



sack of
toys



chimney



milk &
cookies

Color in the checkmark to show you have used this writing convention.

Writing Checklist:



use capitals



use punctuation



use spaces



print neatly



spell words



reread it

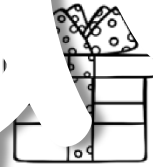
Name: _____

Date: _____


A Time for Giving

Word List

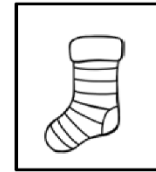
Use the words and pictures to create your story.



present



flowers



card



shopping



cookies



food drive

Writing Checklist: I can...

Color in the checkmark to show you have used this writing convention.



use capitals



use punctuation



use spaces



print neatly



spell words



reread it

Digital Writing mats

Name: _____

Date: _____

If I Were an Elf

Word List
Use the words and pictures to help create your story.

- shoes
- hat
- present
- Santa
- workshop
- making toys

Writing Checklist: I can...

- ☒ use capitals
- ☒ use punctuation
- ☒ use spaces
- ☒ add details
- ☒ spell words
- ☒ reread it

Color in the checkmark to show you have used this writing convention.


© 2016/2020 Proud to be Primary

Proud to be **Primary**

A link and instructions are provided to make a copy of a Google Slides™ document that you can use with your students.

Using with Seesaw writing mats

Image files for each paper are included for use with Seesaw or another secure, password-protected platform for your classroom of students.



Name: Calista W.

Date: Dec. 16



I like to give presents to
the people I love.

Word List

Use the words and pictures
to help create your story



present



flowers



card



shopping



cookies



food
drive

Color in the
checkmark
to show you
have used
this writing
convention



use capitals



use punctuation



use spaces



print neatly



stretch out words



reread it


Writing Checklist: I can...

© 2016/2020 Proud to Be Primary

Use writing mats for...

- ♥ Independent writing
- ♥ Writer's Workshop
- ♥ Small group instruction
- ♥ Morning work
- ♥ Literacy centers
- ♥ Fast finishers
- ♥ Assessments
- ♥ Sub-plans
- ♥ Home practice

Why You Need writing mats

- This ONE writing resource is **all you need** to supply your writing center for the month. Build writing fluency through repeated writing.
 - **20 fun writing prompts** provide variety and keep interest high!
 - **Save time** as your writing activities are ready for you!
 - This **no-prep, versatile resource** is great for independent writing, writer's workshop, small groups, sub-plans, morning work, literacy centers, home practice, and more!
 - Help students with vocabulary and spelling with the **Picture-Word lists** match the story starter and topic.
 - Use the **Writing Checklist** to encourage independence with self-checking and help students remember what they need to include.
- 
- Printed by Be Primary



Name: Tamara F.

Date: Dec 15

Holiday Treats



My favorite holiday treat
are candy canes and
m

Name: Harvie H.



Color in the
checkmark
to show you
have used
this writing
convention

Dear Santa,

I
mi

Name: Calista W.

Date: Dec. 16



Color in the

give presents to
ple I love.

Word List

Use the words and pictures
to help create your story.



present



flowers



card



shopping



cookies



food
drive

Writing Checklist: I can...



use writing
convention



use capitals



use punctuation



use spaces



print neatly



stretch out words



reread it

"Wow! We loved these writing mats!
The layout was kinder-friendly, and the
prompts were engaging and easy to
understand. My students' writing
developed so much through these
mats!"

"My students love these writing mats. It
allows them to be able to work at their
own level and helps motivate them to
write their own sentence using the
illustrations with the labels."


Learn More About writing mats



Love this resource?

Get 3 months for FREE
with the Writing Mats
BUNDLE with prompts
for the whole year.

Learn more about using
Writing Mats to help you
teach writing in K-2!



Want a FREE Sample of writing mats?



SIGN UP TO GET A FREE SET OF
WRITING MATS FOR FREE!



Name: Jane **Date:** September 3rd

In My Classroom

On each table, there are 4 tables.
On each table, there are books and school supplies. My teacher uses a whiteboard to teach with. She has her own desk.
At lunch, we eat together at our table like sitting beside my friend.

Word List
Use the words and pictures to help create your story.

teacher desk books school supplies lunch friend

Writing Checklist: I can...

Color in the checklist to show you have used this writing convention.

use capitals use punctuation use spaces print neatly spell words reread

* Proud to be PRIMARY 2016

I'd love for you to try this resource with your students to see if they are a perfect fit for your students!

[CLICK HERE TO
GRAB YOUR
FREE SAMPLE!](#)