

December Language Arts word mats

Proud to Be Primary

20 ELA
Worksheets

4 Activities
on Each
Page

26 Skills
Covered

Printable &
Digital

No-Prep &
Versatile






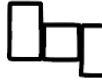

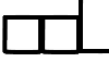







All About Word mats

20 Word Mats for each month. Every mat is different.

Each mat covers 4 different language skills and standards.

Seasonal clip
art and
graphics used
to illustrate.

Name: _____		Date: _____	
Spelling Say each picture, sound it out, and spell the CVC.  ____  ____  ____  ____		Sentences Fill in each sentence with a word that fits. 1. We baked _____ in the oven. 2. The tree was _____ and gold. 3. We saw a _____ fly by.	
Printing Read and print the words into the correct letterboxes. him rod sap hug Luc egg         		Inflectional Endings Trace and add an 's' to the end of the words. Draw a picture to match its meaning. mitten_ _____ light_ _____ mug_ _____	

Each section is
clearly
explained and
represented.





Bolded
instructions
helps kids
focus on
important
information.

Quick review
activities to
help build
fluency with
ELA standards.

A large variety of language
arts activities.


Name: Clara


Spelling
Say each picture, sound it out, and spell the CVC.

 sun  bag
 zip  log

Printing
Read and print the words into the correct letterboxes.

him rod sap hug Luc egg










Date: Dec 10

Sentences
Fill in each sentence with a word that fits.

1. We baked cookies in the oven.
2. The tree was silver and gold.
3. We saw a bird fly by.

Inflectional Endings
Trace and add an 's' to the end of the words. Draw a picture to match its meaning.

mitten  
lights 
mugs  

© Proud to be PRIMARY

Skills covered in word mats

- | | | |
|-----------------|----------------------|-------------------------|
| ♥ rhyming words | ♥ sentence structure | ♥ vocabulary |
| ♥ printing | ♥ punctuation | ♥ sight words |
| ♥ spelling | ♥ capitalization | ♥ vowels (short & long) |
| ♥ phonics | ♥ blends & digraphs | ♥ vowel teams |
| ♥ grammar | ♥ compound words | ♥ letter sounds |

Name: _____

Date: _____

Printing


Trace and **print** the animal **words** on the lines.

pig

quail

Phonics

Write the **initial sound** of the pictures.



hat

Rhyming Words

Spell and draw 2 words that rhyme with **hat**.



1. _____

2. _____

Application

Rewrite the names of the characters starting with a capital letter.



ginger



rudolph

elfy



Name: _____

Date: _____

Nouns

Trace the names of the common nouns.



gift



cookie



star



hat


Vocabulary

Read, trace, and draw a picture to illustrate the meaning of the word.

chimney

Opposites

Draw a line to match the pictures to its opposite and write the opposite.



old

drink

tall

Punctuation

Read the sentences and circle the correct ending punctuation.
Use either period (.), exclamation mark (!), or question mark (?).

1. We decorated our tree with lights

. ! ?

2. Merry Christmas

. ! ?

3. Have you ever baked cookies before

. ! ?



Name: _____

Date: _____

Phonics

Color words that start with 'a'



Color words that start with 'i'



Sight Words

Read, trace, fill letter boxes, and spell sight words.

use use

each each

Pronouns

Use the pronoun to replace the noun.

1. He is checking his list.

He

2. The elves and I are making toys.

They We She



Verbs

Write verbs next to the pictures. Use the words from the word list.



WORD LIST: tube, ski, sled, skate

Name: _____

Date: _____

Verbs

Color things that are red.



Sight Words

Find the hidden sight words and use the key to color.

COLOR KEY

use = black

an = red

each = green

said = yellow

can = white



Se

Read each sentence and draw something to the picture.







Color and color a Christmas tree with lights.

- Draw falling snowflakes.
- Draw a reindeer in the snow.
- Draw yourself holding a star.
- Write 'Happy Holidays' in the sky!
- Color and add your own details!

Digital word mats

Name: _____ **Date:** _____







Nouns
Trace the names of the common nouns.

	gift		cookie
	star		hat

Vocabulary
Read, trace, and insert a picture to illustrate the meaning of the word.

chimney

Opposites
Draw a line to match the pictures to its opposite and trace the words.

		cold
		drink
		tall

Punctuation
Read the sentences and circle the correct ending punctuation.
Choose either period (.), exclamation mark (!), or question mark (?).

1. We decorated our tree with lights . ! ?
2. Merry Christmas . ! ?
3. Have you ever baked cookies before . ! ?

© 2013 to Present - Elise Rycroft, Proud to be Primary

Proud to Be **Primary**

Images to Use in Seesaw word mats

Image files for each sheet are included for use with Seesaw or another secure, password-protected platform for your classroom of students.



Slide1



Slide2



Slide3



Slide4



Slide5



Slide6



Slide7



Slide8



Slide9



Slide10



Slide11



Slide12



Slide13



Slide14



Slide15



Slide16



Slide17



Slide18



Slide19



Slide20



Slide21



Slide22



Slide23



Slide24



Slide25



Slide26



Slide27



Slide28

There is also an interactive PowerPoint file included that you can upload and use in Microsoft Teams.

Name: Jill

Date: Dec. 15

Sight Words

Read, trace, and spell sight words.

can can can



said said said

there there there your your your

Prepositions

Copy the correct preposition from the word bank in the blank spaces beside each picture.



Santa is in the chimney.



The elf is on the ornament.



The reindeer are in front of the sleigh.

Word Bank: on, in, in front

Phonics

Circle the correct ending sound.



l r b n m t b r p r t s

Verbs

Color things that are round.



© Proud to be PRIMARY

Use word mats for...

- ♥ Independent reading
- ♥ Small group instruction
- ♥ Fast finishers
- ♥ Reader's Workshop
- ♥ Morning work
- ♥ Assessments
- ♥ Literacy centers
- ♥ Sub-plans
- ♥ Home practice

Why You Need

Word mats

- Word Mats are aligned to the Common Core Standards and covers 26 skills each month (4 on each page).
- Word Mats help build English Language Arts skills and provide daily review and practice in 1st grade (challenge for K & review in 2nd grade).
- Create a booklet of morning work activities that students can work on independently each morning and build important skills at the same time!
- 20 simple and no-prep worksheets to engage students with each day.



- Save time as your word work activities are ready for you! Great in sub-plans or for your fast finishers!
- This versatile resource is great for small group instruction, morning work, literacy centers, home practice, online practice, and more!

"I love using this as a warm-up for phonics time. It's nice to review things we have learned, see things we are currently learning, or even get a short preview of skills to come. Love it!"

Sight Words
Read, trace, and spell sight words.

Date: Dec. 15

said said said
your your

Phonics
Write the correct ending sound.

b n m t b o p r t s

Verbs
Color things that are round.



Date: Dec. 3

Printing

Trace and print the animal words on the lines.

rabbit rabbit
snake snake

Sentences

Circle the sentence that matches the picture.



- ☐ Santa is holding a gift by the fire.
- ☐ An elf is holding a list by the fire.
- ☒ Santa is holding a list by the fire.

Adjectives

Look at the pictures. Write an adjective to describe the nouns.

big soft sweet
red pretty tall

Name: Clara

Spelling

Say each picture, sound it out, and spell the CVC.



Date: **Sentence**

Fill in each sentence with a word.

1. We baked cookies.
2. The tree was silent.

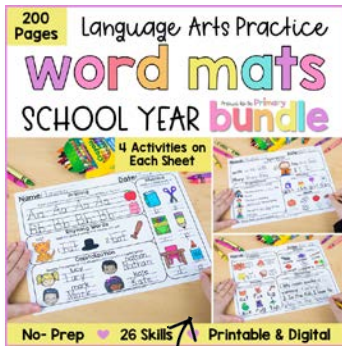
"You know how much I love these - can't find anything nearly as good anywhere. Keep 'em coming!"

Want more word work?

Gain more fun word work activities to use in K-2!



Literacy resources for K-2

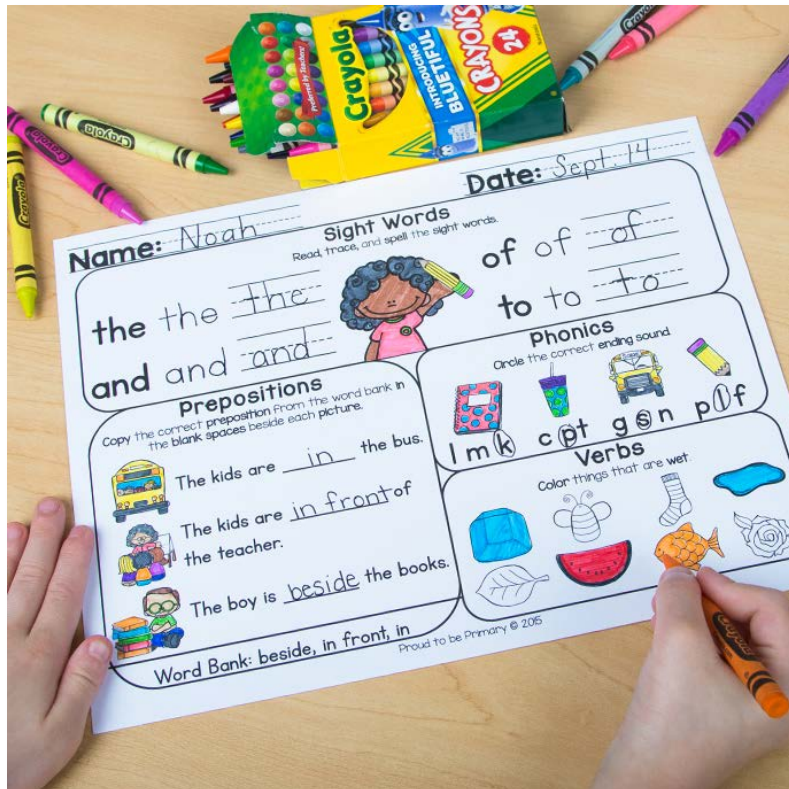


Click the images to see literacy resources with **EVERYTHING** you need for the whole year!

Want a FREE Sample of word mats?



Click below to GET A FREE SET OF Word MATS FOR FREE!



I'd love for you to try this resource with your students to see if they are a perfect fit for your students!

CLICK HERE TO
GRAB YOUR
FREE SAMPLE!