

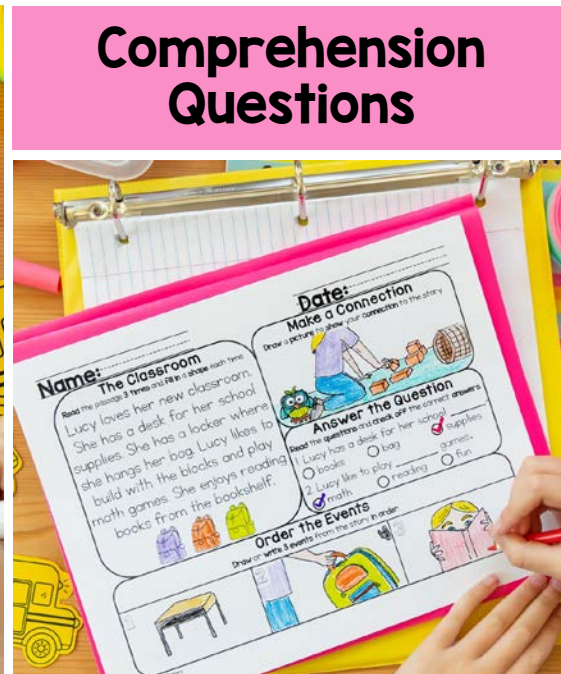
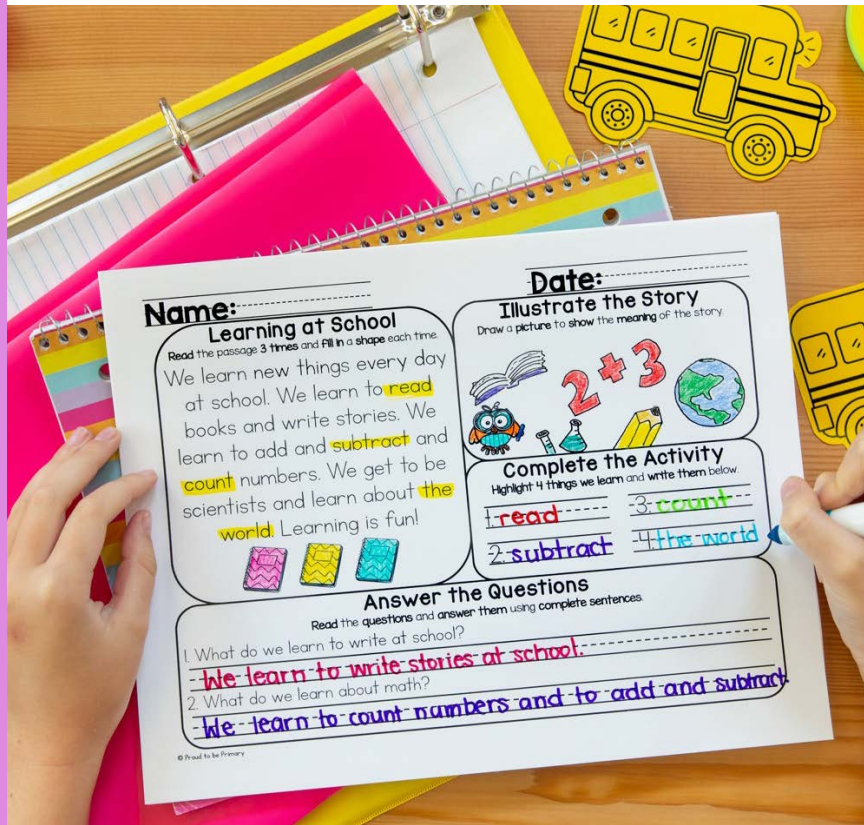
200
Passages

Daily Reading Practice

Comprehension mats

Proud to Be Primary

SCHOOL YEAR
bundle



Comprehension Questions

2 Types of Pages
with Activities









No- Prep ♥ Printable & Digital ♥ Engaging

comprehension mats

Proud to Be **Primary** SCHOOL YEAR **bundle**

What's included in this bundle

- ♥ 10 months of reading passages for Kindergarten to 2nd Grade
- ♥ Each month includes 20 different fiction & non-fiction passages on a variety of engaging, seasonal topics
- ♥ Two types of layouts that target different reading skills
- ♥ Build fluency with repeated reading
- ♥ Google Slides & Seesaw images provided of online use



"THIS IS MY FAVORITE RESOURCE. I own a lot of different reading passages but these have become my favorite and we use them all the time. I love the different skills on each page; reading, language, comprehension, drawing, basically everything! My kids enjoy them because they get to draw, I love it because they are learning a love of reading."

Name: _____

All About

Read the passage 3 times and

Fall is one of four **seasons**. It comes after summer and before winter. It brings many changes. Leaves on trees change color and fall to the ground. **Apples, pumpkins,** and other **plants** are harvested and sold.



Complete the Activity

Highlight 4 plural words and write them below.

1. **seasons** 3. **pumpkins**
2. **apples** 4. **plants**

Answer the Questions

Read the questions and answer them using complete sentences.

1. What happens to leaves in fall?

Leaves on the trees change color and fall.

2. What are some things that are harvested in fall?

Apples, pumpkins and other plants are harvested.

1st Type of Comprehension mats

Proud to Be Primary

20 different Comprehension Mats for each month. Each mat has a reading passage and follow-up comprehension questions and activities to complete.

Passages with decodable words, theme words, and sight words.

Build fluency with repeated reading.

Name: _____

Date: _____

Goodbye Summer
Read the passage 3 times and fill in a shape each time.
It is time to say goodbye to summer and hello to school. We will go to school to learn new things. We will make new friends and listen to the teacher. We will create and explore in the classroom.

Illustrate the Story
Draw a picture to show the meaning of the story.

Complete the Activity
Highlight 4 verbs and write them below.

| | |
|----------|----------|
| 1. _____ | 3. _____ |
| 2. _____ | 4. _____ |

Answer the Questions
Read the questions and answer them using complete sentences.

1. What are two things will we do in school?

2. What something you do in school?

© Proud to be PRIMARY 2016

Illustrate or write the meaning of the passage.

Locate and highlight parts of the text to complete questions & activities.

Answer questions that require them to refer to text for the answers.

Proud to Be Primary

Name: -----

Date: -----

100 Days of School

Read the passage 3 times and fill in a shape each time.

We have been at school for 100 days. We can do so many things. We can read 100 books. We can spell 100 words. We can count 100 numbers. We can sing 100 songs. We are 100 days smarter!



Illustrate the Story

Draw a picture to show the meaning of the story.



Complete the Activity

Write words with 100 before and write them below.

| | |
|----------|----------|
| 1. _____ | 3. _____ |
| 2. _____ | 4. _____ |

Answer the Questions

Read the questions and answer them using complete sentences.

1. How many days have they been at school?

2. What are two things they can do?


Name: -----

Date: -----

All About Christmas


Read the passage 3 times and fill in a shape each time.

Christmas is celebrated on December 25th. Santa Claus comes to bring children presents. We decorate a Christmas tree and sing carols. We spend time with family and have a special dinner together.



Illustrate the Story

Draw a picture to show the meaning of the story.



Complete the Activity

Write 4 nouns and write them below.

| | |
|----------|----------|
| 1. _____ | 3. _____ |
| 2. _____ | 4. _____ |

Answer the Questions

Read the questions and answer them using complete sentences.

1. What day do we celebrate Christmas?

2. What kind of songs do we sing at Christmas?

2nd Type of Comprehension mats

Proud to Be Primary

20 different Comprehension Mats for each month. Each mat has a reading passage and follow-up comprehension questions and activities to complete.

Passages with decodable words, theme words, and sight words.

Build fluency with repeated reading.


Name: _____

Date: _____

The First Day of School


Read the passage 3 times and fill in a shape each time.

It was Mark's first day of school. He packed his lunch inside his new backpack. He put on his new red shoes. He went outside and waited for the school bus. Mark was excited and nervous for his first day.



Make a Connection

Draw a picture to show your connection to the story.



Answer the Question

Read the questions and check off the correct answers.

1. Mark packed his _____.

books lunch shoes

2. Mark was excited and _____.

worried happy nervous

Order the Events

Draw or write 3 events from the story in order.

| | | |
|---|---|---|
| 1 | 2 | 3 |
|---|---|---|

Illustrate or write a connection they made.

Read questions, check off the answer, and fill in the blanks.

Draw or write the events of the story in three steps in order.

© Proud to be PRIMARY 2016

Proud to Be Primary

Name: -----

Date: -----

The First Day of School

Read the passage 3 times and fill in a shape each time.

It was Mark's first day of school. He packed his lunch inside his new backpack. He put on his new red shoes. He went outside and waited for the school bus. Mark was excited and nervous for his first day.



Make a Connection

Draw a picture to show your connection to the story.



Answer the Question

Read the question and check off the correct answers.

1. Mark packed his _____.
 books lunch shoes
2. Mark was excited and _____.
 worried happy nervous

Order the Events

Draw or write 3 events from the story in order.

1

2

3


Name: -----

Date: -----

Building a Sandcastle

Read the passage 3 times and fill in a shape each time.

Building sandcastles at the beach can be tricky. Start with a big pile of sand. Add lots of water as you go. Use a bucket and shovel for help. Shape, carve, and smooth the sand until you have a castle you love.



Make a Connection

Draw a picture to show your connection to the story.



Answer the Question

Read the passage and check off the correct answers.

1. Add _____ of _____ as you go.
 water sand shovels
2. Use a bucket and a _____ for help.
 friend rake shovel

Order the Events

Draw or write 3 events from the story in order.

| | | |
|----------|----------|----------|
| 1 | 2 | 3 |
|----------|----------|----------|

Digital comprehension mats

Proud to Be Primary

The image shows a laptop screen with a digital comprehension mat. The mat is divided into several sections:

- Name:** [Blank line]
- Date:** [Blank line]
- Jobs at Home:** A text passage about Renee's daily chores. To the left of the text are three red and yellow backpack icons. Below the text are three dog icons.
- Make a Connection:** A section for writing a connection to the story, with a large pink rectangular area for writing.
- Answer the Question:** A section with two questions and multiple-choice options. To the right of the questions are two green checkmarks in circles.
- Order the Events:** A section for ordering three events from the story, with three numbered pink rectangular boxes for writing.

© 2016/2020 Proud to be Primary

A link and instructions are provided to make a copy of a Google Slides™ document that you can use with your students.

Images to Use in Seesaw comprehension mats

Image files for each sheet are included for use with Seesaw or another secure, password-protected platform for your classroom of students.



augsept
comprehension
mats_Page_01



augsept
comprehension
mats_Page_02



augsept
comprehension
mats_Page_03



augsept
comprehension
mats_Page_04



augsept
comprehension
mats_Page_05




augsept
comprehension
mats_Page_06



augsept
comprehension
mats_Page_07



augsept
comprehension
mats_Page_08



augsept
comprehension
mats_Page_09



augsept
comprehension
mats_Page_10



augsept
comprehension
mats_Page_11




augsept
comprehension
mats_Page_12



augsept
comprehension
mats_Page_13



augsept
comprehension
mats_Page_14



augsept
comprehension
mats_Page_15



augsept
comprehension
mats_Page_16



augsept
comprehension
mats_Page_17



augsept
comprehension
mats_Page_18



augsept
comprehension
mats_Page_19




augsept
comprehension
mats_Page_20




augsept
comprehension
mats_Page_21




augsept
comprehension
mats_Page_22



augsept
comprehension
mats_Page_23



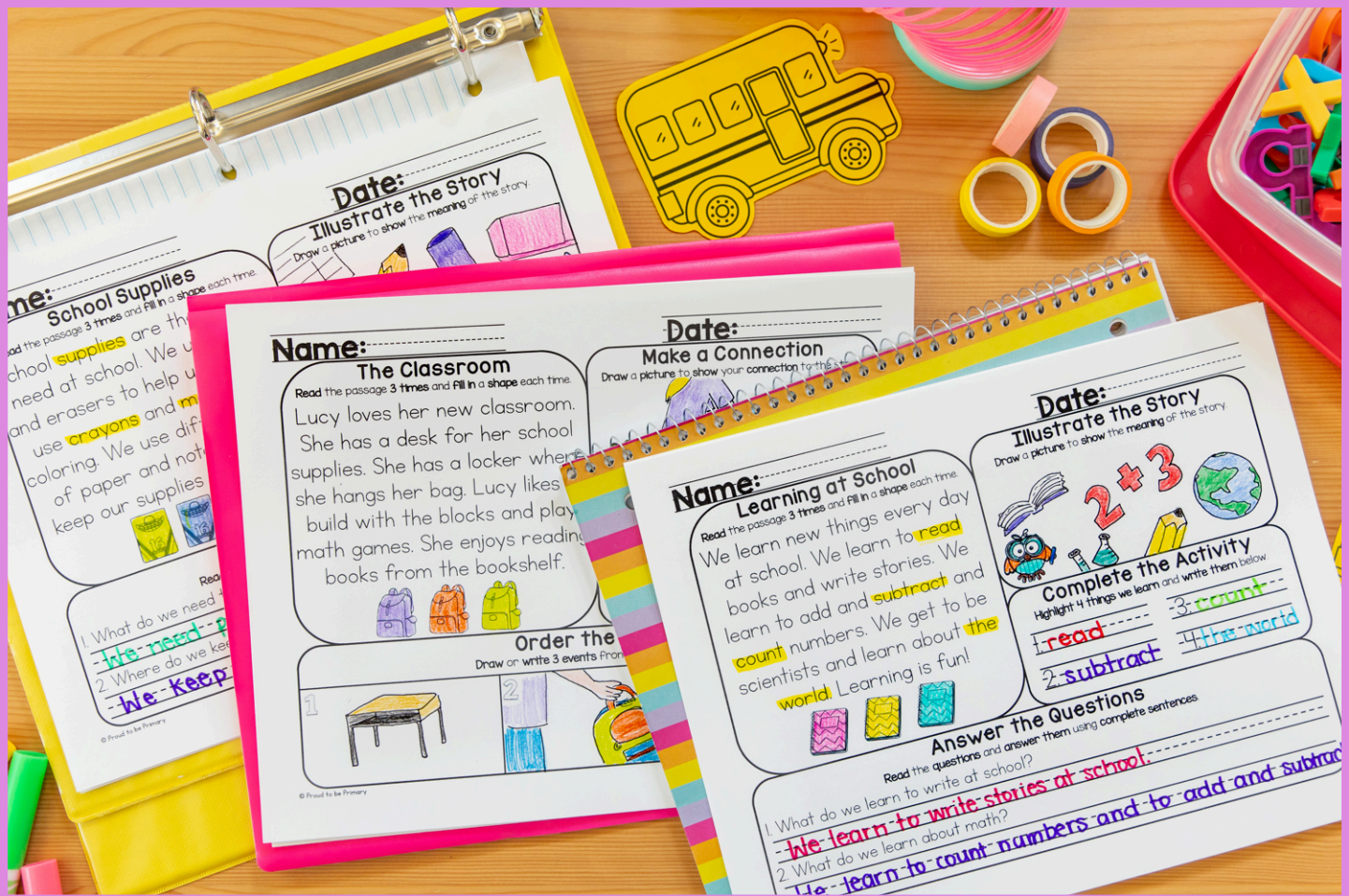
augsept
comprehension
mats_Page_24



augsept
comprehension
mats_Page_25



augsept
comprehension
mats_Page_26




Use comprehension mats for...

- ♥ Independent reading
- ♥ Small group instruction
- ♥ Fast finishers
- ♥ Reader's Workshop
- ♥ Morning work
- ♥ Assessments
- ♥ Literacy centers
- ♥ Sub-plans
- ♥ Home practice

Why You Need comprehension mats

- This ONE reading resource is all you need to build reading fluency through repeated reading.
- Help students build reading comprehension skills with follow-up questions and activities for each passage.
- 20 engaging reading passages provide variety and keep interest high!
- Save time as your reading comprehension activities are ready for you!
- This no-prep, versatile resource is great for independent reading, reader's workshop, small groups, sub-plans, morning work, literacy centers, home practice, and more!



"The holiday and monthly themes passages help to integrate other subject areas into reading. My first graders enjoy learning something new each month. It's very easy for my students to use and they complete it with little assistance. This resource includes the necessary skills and strategies for my kiddos."

Name: _____

Frosty the Snowman

Read the passage 3 times and fill in a shape each time.

Frosty the Snowman is a jolly, happy soul. He **has** two eyes made of coal and a button nose. The kids **made** Frosty out of snow. When they **put** his top hat on, he **comes** to life! Frosty likes to dance around with his friends.



Complete the Activity

Highlight 4 verbs and write them below.

1. **has**

2. **made**

3. **put**

Answer the Questions

Read the questions and answer them using complete sentences.

1. What are Frosty's eyes made out of?

-- **Frosty's eyes are made out of coal.**

2. What does Frosty like to do?

-- **Frosty likes to dance around with his friends.**

Want a FREE Sample of comprehension mats



SIGN UP TO GET A FREE SET OF
COMPREHENSION MATS FOR FREE!



I'd love for you to try this
resource with your students
to see if they are a perfect fit
for your students!

[CLICK HERE TO
GRAB YOUR
FREE SAMPLE!](#)



Learn More About TEACHING ELA

Find simple and fun ways to teach phonics with hands-on activities and worksheets.

CLICK to learn more!



Literacy Resource Bundles for K-2



Click the images to see the different literacy bundles and resources to help you teach kids to read and spell!