

SCIENCE & SOCIAL-EMOTIONAL LEARNING

Proud to Be Primary

brain hat

Create a wearable brain hat!



Instructions

Posters

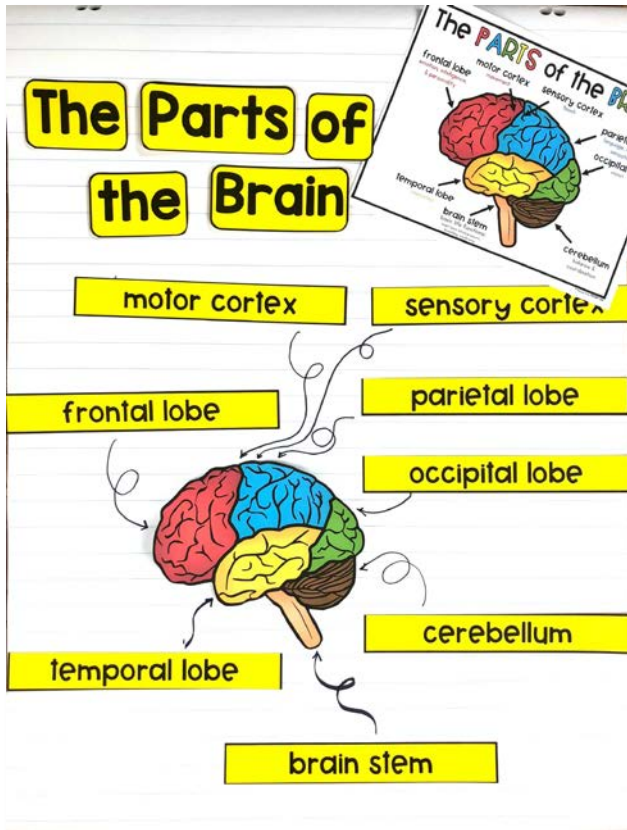
Chart

Craft

Proud to Be Primary brain hat

See What's Included

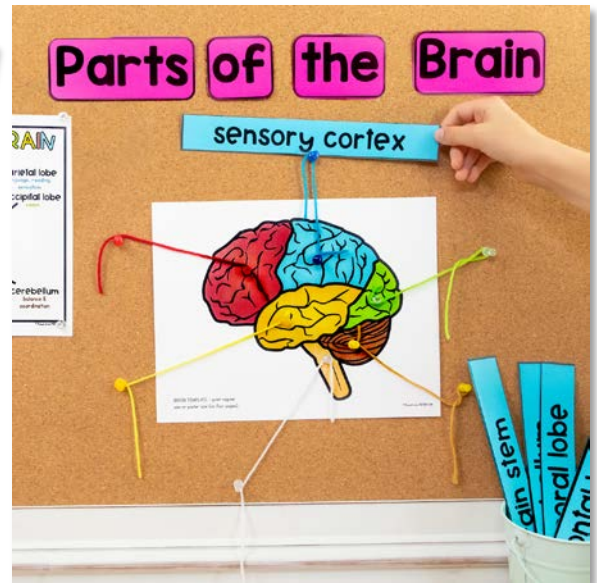
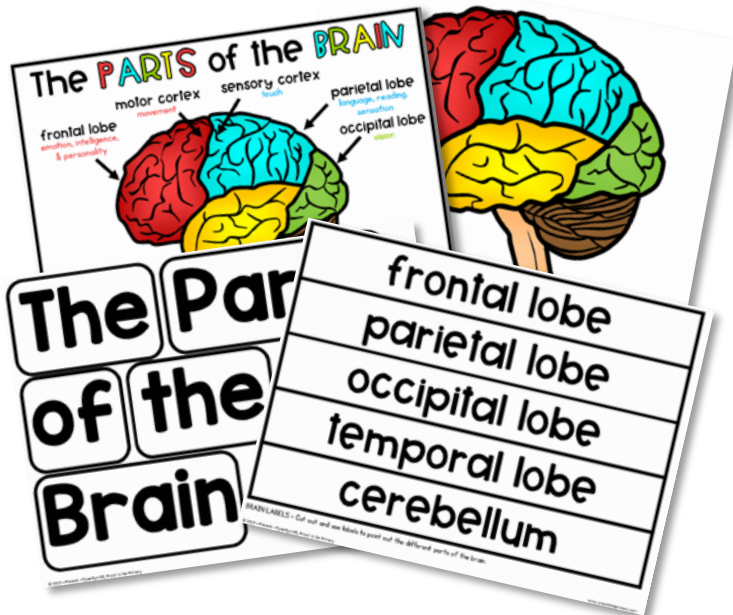
- ♥ Labeled brain poster
- ♥ Brain hat instructions
- ♥ Anchor chart materials
- ♥ Printable brain hat craft



Proud to Be Primary brain hat

Anchor Chart & Posters

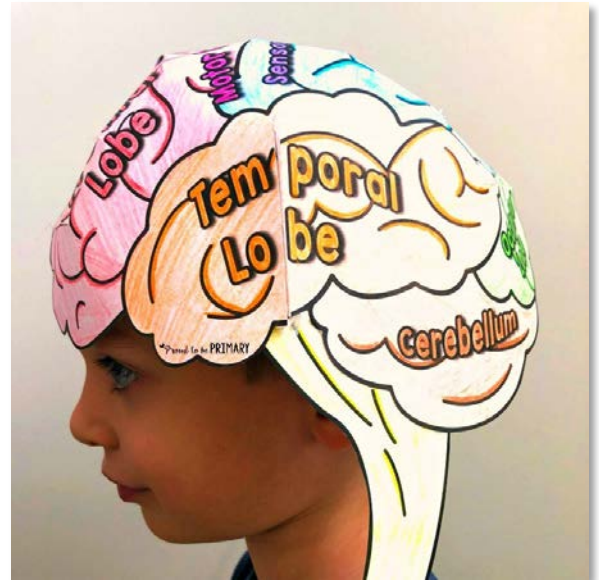
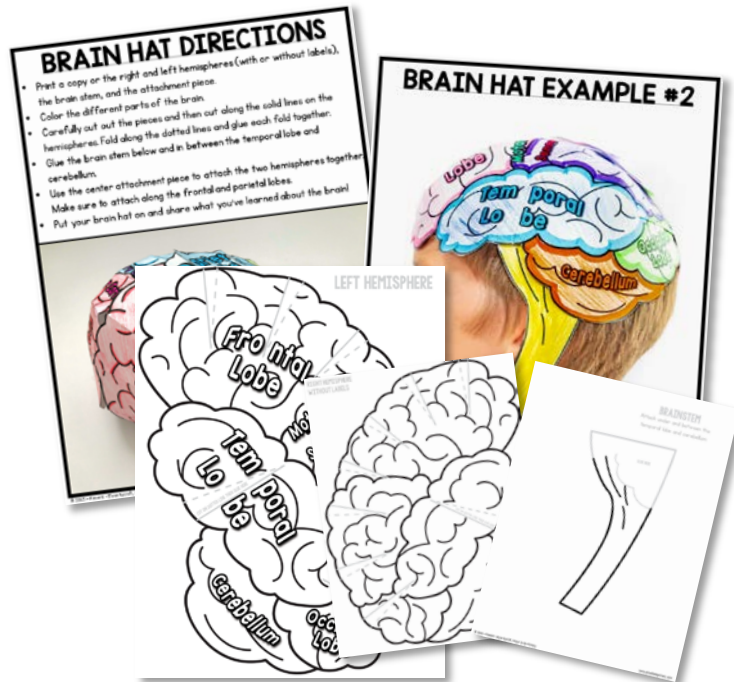
Use these materials to teach students about the parts of the brain and what each part is responsible for during your growth mindset or science lessons. Enlarge the brain template and use the brain labels to explain and show where the different parts are located. This lesson will help students understand how the human brain is constructed prior to creating their brain hat.



Proud to Be Primary brain hat

Create a Wearable Brain

Follow the instructions and examples to put together a brain hat. There are two brain templates included, with and without labels, a brain stem, and connector pieces to make creating the hat simple. Kids will love wearing their brain hats and teaching others what they learned.



Use the brain hat for your

- ♥ SEL lesson
- ♥ Growth Mindset lesson
- ♥ Science lesson
- ♥ Small group activity
- ♥ Art activity
- ♥ Partner activity
- ♥ Counselor lesson
- ♥ And much more!



Learn About mind+heart

Proud to Be Primary

Learn about teaching social-emotional learning effectively in K-2 with our SEL curriculum.

CLICK to learn more!



Social-Emotional Resources for K-2



Click the images to see the SEL curriculum BUNDLE & resources with EVERYTHING you need for a year of SEL!