

# Consonant Blends

## L, R & S Blends

Proud to Be **Primary**

### Bundle of Materials to Teach 20 Blends



Centers • Worksheets • Posters • Assessment

# Consonant Blends

## L, R & S Blends

Proud to Be Primary

### What's Included in this Resource

- \* 60 activities (centers & worksheets) to teach 20 blends (bl, cl, fl, gl, pl, sl, br, cr, dr, fr, gr, pr, tr, sc, sk, sm, sn, sp, st, sw)
- \* Posters and pocket chart pieces
- \* Assessment sticker book & home lists
- \* 3 books & 2 crafts for each blend
- \* Both color and black & white options

Everything you need to teach kids to read blend words!

# Consonant Blends

## L, R & S Blends

Proud to Be Primary

### What's Included in this Resource

#### Posters



#### Cards



#### Books



#### Sticker Books



#### Worksheets



#### Hands-On Activities



# Consonant Blends

## L, R & S Blends

### Has What Teachers Need

- This ONE resource is all you need to teach consonant blends.
- Use the materials, worksheets, and hands-on activities to teach one blend each week.
- It covers ELA standards and skills that Kindergarten and First Grade students need to learn and follows SOR best practices.
- Make reading new words FUN with a variety of activities.
- It saves you time as the materials, activities, and worksheets are ready for you!
- Keep kids engaged and help them build important reading skills and fluency with consonant blends!



# Beginning Blends

Activities  
are great for...

- ♥ Reader's Workshop
- ♥ Literacy centers
- ♥ Small group instruction
- ♥ Partner activities
- ♥ ELA lesson plans
- ♥ Morning work
- ♥ Easy finishers
- ♥ Assessments
- ♥ Sub-plans
- ♥ Home practice





# Consonant Blends

## Posters & Cards

### Posters

Print and laminate a poster and post for an easy reference during consonant blend study.

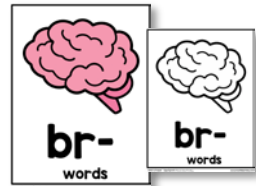


### Sorting Cards

Use the word cards for pocket chart activities, sorting activities, or to post on a word wall during phonics activities. The cards can also be posted around the room and used for the read & write the room activity. These also work well hole-punched and hung on a ring for use during your small group activities.

### Large Posters

Post this poster on your wall, along with the word/picture cards included to create a colorful and bold display.




# Consonant Blends

## Posters & More

### Anchor Chart Posters

Two different anchor chart posters are provided. The first is used for listing words that kids comes up with and the second is a list to read and practice from.



Home Practice	Home Practice
blends	blends
bi- words	bi- words
1. blueberry	1. blueberry
2. blimp	2. blimp
3. blow	3. blow
4. bloom	4. bloom
5. blender	5. blender
6. blanket	6. blanket
7. blizzard	7. blizzard
8. block	8. block

### Home Practice Lists

A list of words can be printed and used to guide instruction in class or at home. Send the list home at the start of the week to help families with home learning.

### Assessment Sticker Books

A short vowel sticker book and spelling book are provided to check retention of words after a set of words have been taught. Kids can read the words in the sticker book and put a sticker next to the words they read correctly, or spelling the words given orally in the spelling book.



# Consonant Blends

## Blends Books

### Read, Draw, & Color Books

Print a mini book for each child to practice reading the sentence, tracing the words, drawing a picture to match, and then coloring the picture after. Great to send home for extra practice!





### Read, Trace, Draw Mini Books

Two types of mini-books are included. Each require kids to cut and put together. Kids read and trace the word family words, then draw pictures or color the provided pictures.

### Read & Write the Room

Students use the mini-book to read and write words from around the room, from each blend. Use the word/picture cards provided to post around the room for students to find, read, and write.





# Consonant Blends

## Blends Worksheets

### Fill-In's

Kids use the word list at the bottom of the page as a guide to help them figure out which words go in each spot. They need to read the sentences and print the missing words on the lines.

**Blend Fill-In's**  
SS= words

Read the sentences and use the ss- word list below to fill in the blanks.









1. We ate a \_\_\_\_\_ of ice cream after we went \_\_\_\_\_ diving.
2. He bumped his head and has a \_\_\_\_\_ on his \_\_\_\_\_.
3. The \_\_\_\_\_ of my soccer game was 3-4.
4. I am \_\_\_\_\_ of the dark.
5. She has a \_\_\_\_\_ ground her neck.

Word List: scab, scoop, scuba, soap, score, scored, scarf

Name: \_\_\_\_\_ Date: \_\_\_\_\_

**BL- Blend Sentences**

Circle or highlight the blend. Use the picture that matches next to the sentence.

1. Flowers bloom in the springtime.	
2. Do you know how to blow a bubble?	
3. She saw a blimp floating in the sky.	
4. He likes to nap under a warm blanket.	
5. I picked a blueberry in the garden.	
6. They like to build with blocks.	
7. You can make smoothies in a blender.	
8. School was closed for the blizzard.	

Name: \_\_\_\_\_

### Blend Sentences

Kids read the sentence, then circle the blend and match the picture. For additional fluency practice, there is a worksheet without pictures.

### Word Work

Kids create, write, and copy words from each blend. Then, they draw a picture of each word they create and identify which blend is in the word they wrote.

**BR- Blend Word Work**

Write	Copy	Draw	Circle the Blend
__ ead			br ar fr gr cr pr tr
__ ick			br ar fr gr cr pr tr
__ ush			br ar fr gr cr pr tr
__ ew			br ar fr gr cr pr tr
__ ain			br ar fr gr cr pr tr


Name: \_\_\_\_\_

# Consonant Blends

## Blends Worksheets

### Matching Blends

In this activity, kids cut pictures that start with a certain blend and glue it in the correct location to match the word.



### List Sheets

A sheet for each blend in the blend family is provided. Choose the sheets you would like children to practice and create a booklet. They list the words for a blend independently or copy after coming up with a class list of words.

### Word Searches

In this fun favorite, kids will search for words that begin with a certain blend and circle it after. To keep track, they can cross off the words in the word bank.



# Consonant Blends

## Blends Worksheets

### Color by Blend

Kids will enjoy coloring these fun, mystery pictures that are revealed as they color. They will read the words and color them to correspond to the color key provided.



### Spin & Cover

Print and laminate for kids to use to practice identifying beginning blends. Kids will spin the spinner and find a word that starts with that blend. Great for literacy centers, word work, or small groups. The black & white option is perfect for coloring!



### Fill In The Blend

Kids can practice identifying the missing blend with these mixed blend activities. Kids will look at the picture and fill in the first two letters to complete the word.

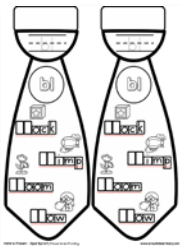


# Consonant Blends

## Blends Mats & Crafts

### Playdough Mats

Print and laminate for durability, or put inside a plastic pocket protector. Kids use playdough to form different letters to form words with the provided word part. After, they write down the words they created, using a dry-erase marker.



### Tie Crafts

Trace and color in the word patterns at the top, fill in the letter boxes (to form words short vowel words), and color pictures. Instructions with pictures on how to make a necktie are included.

### Hat Crafts

Trace and color in the word pattern on the hat, then color pictures to match the blend and glue them around the strip. Instructions with pictures on how to make a hat are included.

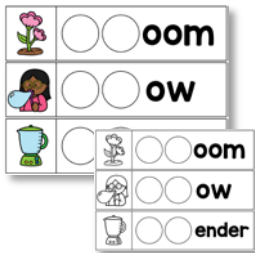



# Consonant Blends

## Blends Centers

### Fill In The Blend

Kids can practice identifying the missing blend with this mixed blend activities. Kids will look at the picture and fill in the first two letters to complete the word. Cut the cards and place in a small container for an on-the-go center!




### Spell the Picture Cards

Print and laminate for kids to use to practice spelling. They can use a dry-erase marker to spell out the word for the picture. They can also use letter magnets or tiles to spell the words. Great for literacy centers, word work, or small groups.

### Two Types of Puzzles

Kids can practice reading words and finding the corresponding picture and putting them together. They can also practice segmenting words and blending sounds together with the picture puzzles.





# Learn More About TEACHING ELA

Find simple and fun ways to teach phonics with hands-on activities and worksheets.

CLICK to learn more!



## Literacy Resource Bundles for K-2




Click the images to see the different literacy bundles and resources to help you teach kids to read and spell!

# Want a FREE Sample of Beginning Blends Activities?



SIGN UP TO GET BLEND ACTIVITIES  
& MATERIALS FOR FREE!



I'd love for you to try a sample of consonant blend activities with your students to see if they are a perfect fit for you and your students!

**CLICK HERE TO**  
**GRAB YOUR**  
**FREE SAMPLE!**