

# August SEL MORNING MEETINGS

## 4 Weeks of Editable Materials

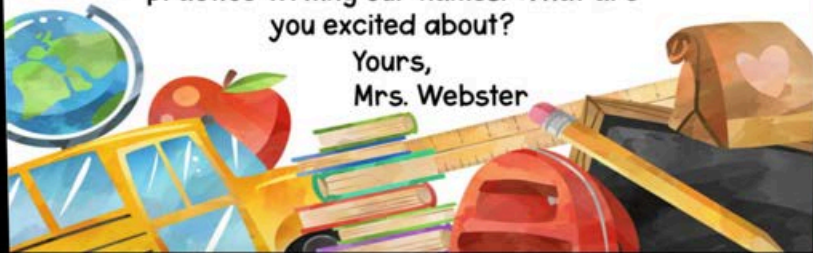
Dear Division 12,

Today is Friday, August 23<sup>rd</sup>

I am so excited to welcome you to our class! We are going to have a great day.

We will take a tour of the school and practice writing our names. What are you excited about?

Yours,  
Mrs. Webster



Pr♥ud to Be  
Primary

Slides

Cards

Posters

Planner

# SEL MORNING MEETINGS

## What's Included in this Resource

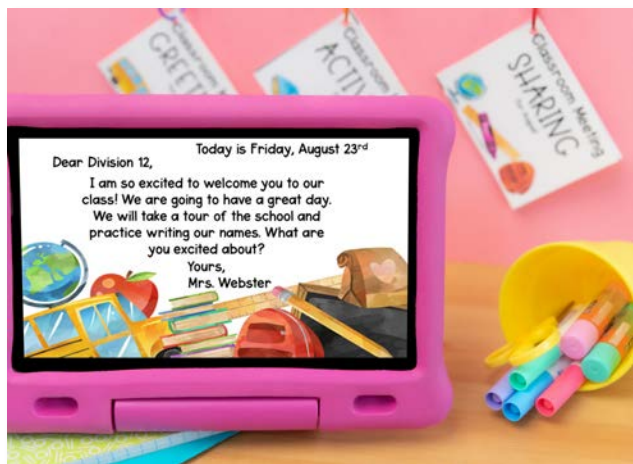
- ♥ A month of morning meeting slides (4 weeks + extra week to customize)
- ♥ 105 EDITABLE slides
- ♥ A variety of greetings, sharing questions, & activities included
- ♥ Morning message slides
- ♥ Beautiful, unique clipart
- ♥ BONUS 1: Printable cards for every slide
- ♥ BONUS 2: Planner templates to organize meetings
- ♥ BONUS 3: Guideline & routine posters to teach expectations



# SEL MORNING MEETINGS

## See What's Included


### Editable Slides



### Printable Cards



### Planners



### Posters





# SEL MORNING MEETINGS

Proud to Be Primary

## 4 Types of EDITABLE Slides



week 1

### GREETING

Thursday

THANKFUL FOR...

Take turns and greet each other with "Good morning, \_\_\_!" and "Today, I am thankful for \_\_\_."

The slide features a colorful illustration at the bottom with a globe, a red apple, a yellow school bus, a stack of books, a red pencil sharpener, and a brown paper bag with a heart on it.



week 1

### SHARE

Thursday

Share something you are grateful for in the classroom.

The slide features a colorful illustration at the bottom with a globe, a red apple, a yellow school bus, a stack of books, a red pencil sharpener, and a brown paper bag with a heart on it.



week 1

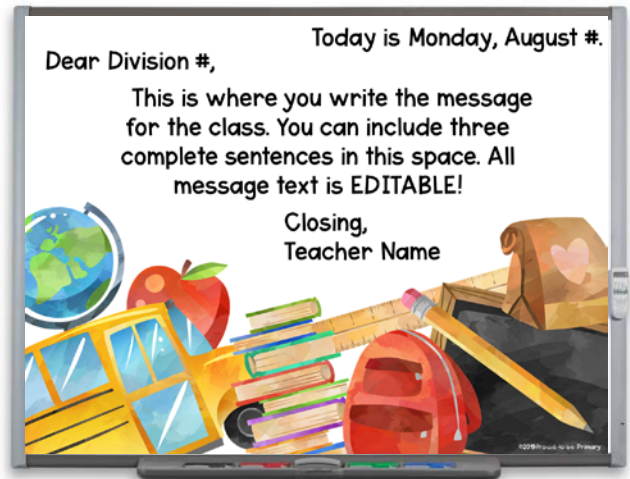
### ACTIVITY

Friday

FIND A FRIEND

Find a friend with something in common with you. Listen to the teacher's direction for what to look for. Eg. letters in first name, plays the same sport.

The slide features a colorful illustration at the bottom with a globe, a red apple, a yellow school bus, a stack of books, a red pencil sharpener, and a brown paper bag with a heart on it.



Today is Monday, August #.

Dear Division #,

This is where you write the message for the class. You can include three complete sentences in this space. All message text is EDITABLE!

Closing,  
Teacher Name

The slide features a colorful illustration at the bottom with a globe, a red apple, a yellow school bus, a stack of books, a red pencil sharpener, and a brown paper bag with a heart on it.

# SEL MORNING MEETINGS

## Has What Teachers LOVE!

- This ONE morning meeting resource is all you need to facilitate a 15 minute meaningful morning meeting in your classroom each day!
- Use the greetings, sharing questions, activities, and messages to build healthy relationships and a strong classroom community.
- Save precious planning time and get organized as the slides and prompts are done for you!
- Facilitate meaningful discussions and keep kids engaged in important activities that build social and emotional skills.
- Editable slides allow you to customize and upload to an online platform!
- Many different greetings, sharing questions and activities included to keep interest high!
- You will have ALL the materials you need for a successful morning meeting!



# Teachers Love these meetings

Marcy A.



"Proud to Be Primary makes the BEST morning meeting resources. I use them the entire year and my kindergarten students really enjoy them. They especially love learning the new greetings and participating in the activities. Thank you!"

Our morning meetings are enjoyed in thousands of classrooms worldwide!





# Use this morning meeting RESOURCE for...

- ♥ Classroom meetings
- ♥ Transitions
- ♥ Small groups
- ♥ Counseling sessions
- ♥ Brain breaks
- ♥ & more!



# SEL MORNING MEETINGS

## Daily Social-Emotional Topics

### MINDFUL MONDAY

Today we will practice  
mindfulness strategies!

### TAKE-CHARGE TUESDAY

Today we will practice  
being responsible!

### WISE WEDNESDAY

Today we will practice  
being self-aware!

### THOUGHTFUL THURSDAY

Today we will practice being  
socially aware and thankful!

### FRIENDLY FRIDAY

Today we will be a friend  
and practice kindness!



# SEL MORNING MEETINGS

## Greetings

The classroom meeting begins with a greeting. The class greets each other briefly, in a friendly way. Each greeting brings us the class together into a circle. This is a quick way to connect and foster community!



# SEL MORNING MEETINGS

## Sharing

The classroom meeting continues with sharing. The class reads the question or directions provided. This is a time to share thoughts and opinions openly, while listening respectfully. This is a nice way for everyone to get to know each other better!



# SEL MORNING MEETINGS

## Activities

The classroom meeting continues with an activity. These are short, energetic activities that get the class moving their bodies and playing as one. The activities bring everyone together to play games, move, act, dance, work together, and have fun!





# SEL MORNING MEETINGS

## Morning Messages


The classroom meeting ends with a morning message. Write a short message that let's kids know what to expect for the day, as well as the date. Read it to them or together at the end of the meeting as a way of transitioning to the next activity.



# SEL MORNING MEETINGS

Proud to Be Primary

## A Month of Slides At a Glance



# SEL MORNING MEETINGS

## BONUS #1: Printable Cards

A set of EDITABLE cards are included for all greeting, sharing, and activity slides. Simply print and cut to create a set that you can use as you wish. Add them to a ring and hang them on your board for easy prep morning meetings!





# SEL MORNING MEETINGS

## BONUS #2: Posters

Posters are included to teach guidelines for each part of the meeting. Use them to teach the class what the different parts of the meeting are and what the expectations are. There are three posters included: greeting, sharing, and activity. They are included in color and black & white.



# SEL MORNING MEETINGS

## BONUS #3: Planners

Planner templates are included to help organize your morning meeting. Simply print a copy, record the greeting, sharing, activity, message, and any questions or notes you may have about that day's meeting. A version for an afternoon meeting is included if you wish to run your classroom meeting later in the day!

**Morning MEETING** (Hand icon)

Focus: GREETING SHARE MESSAGE

**Morning MEETING** (Heart icon)

Focus: GREETING SHARE ACTIVITY MESSAGE

Questions to Ask: \_\_\_\_\_

Notes: \_\_\_\_\_

**Afternoon WRAP-UP Morning MEETING** (Hand icon)

Focus: *Being a Friend*

**GREETING**: Give our classmates a HIGH FIVE!

**MESSAGE**: Today we are thinking about what is a friend. Turn and share with your neighbour.

**SHARE**: Tell the class about a time that you felt alone and needed a friend.

**ACTIVITY**: Sort scenarios under the GOOD or BAD Friend.

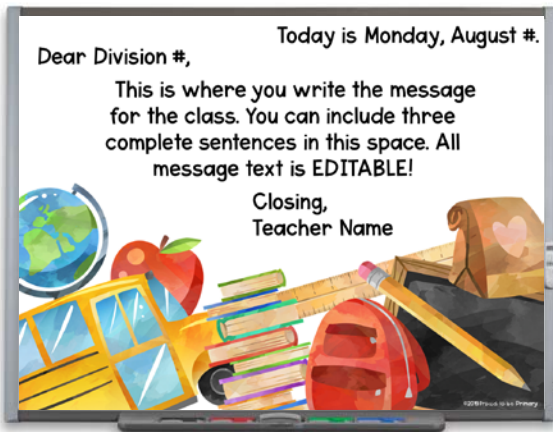
**Questions to Ask**:  
 - Being a friend mean?  
 - What if friend?  
 - What if friend?  
 - What if friend?

**Notes**:  
 - I like to be a friend.  
 - I like to be a friend.  
 - I like to be a friend.

# SEL MORNING MEETINGS

## How to Use this Resource

- ✓ This resource is ready to go! Simply download and unzip the folder. Open the PowerPoint file or PDF document you want to use.
- ✓ Project it onto your whiteboard, screen, or SmartBoard.
- ✓ You only need to type in your daily morning message onto the slide. The rest is created for you!
- ✓ Everything is EDITABLE if you wish to change any of the wording!
- ✓ You can also open the file on your tablet, upload the editable PPT file to Google Slides, or use the included printable cards. The options are endless!



### NOTES:

- The font used in the PPT files are not embedded or included. Fonts are embedded in the PDF documents.
- You can purchase the one I used [HERE](#) (APL Real Talk) or try a similar FREE font like [THIS ONE](#) or [THIS ONE](#).
- To eliminate the blue boxes in the PDF, click the top right 'Highlight Existing Fields' option.



# Teachers Love these meetings

Angie L.



"These slides are exactly what I was looking for! I wanted to add SEL practice and lessons into my morning meeting, but I wanted it to be purposeful and in an order that makes sense."

Our morning meetings are enjoyed in thousands of classrooms worldwide!



## ACTIVITY

ME TOO!

While sitting in a circle, one person starts by saying something that is true about themselves have two brothers...

about you  
continue

CRE



©2019 Monday to Me

### HOT AND

Select an object to hide. Ch...  
leave the room. Hide the...  
the classroom. Invite the...  
room, find it."

"Think...  
a p...  
to..."

SHARING

GREETING

Name a flavor...

### PINKY SHAKE:

Greet classmates by linking your right pinky with theirs and saying "Good morning, ..."



©2019 Monday to Me

## Proud to Be Primary

CLICK to learn more!



Printed in the USA by **mind+heart**

# Social-Emotional Learning

## 40 WEEK K-2 CURRICULUM

emotions management mindset relationships

awareness kindness respect responsibility

lesson plans activities posters • more



Click the images to see the SEL morning meeting BUNDLE & resources with EVERYTHING you need for a year of SEL!

# Want a **FREE** Sample of **SEL** MORNING MEETINGS?



SIGN UP TO GET A WEEK OF  
MORNING MEETINGS FOR FREE!



I'd love for you to try a sample of the MIND+HEART SEL Morning Meetings with your students to see if it is a perfect fit for you and your students!

**CLICK HERE TO**  
**GRAB YOUR**  
**FREE SAMPLE!**



# SEL MORNING MEETINGS

## Background

The mind+heart SEL Morning Meeting resource aligns to the CASEL framework of the 5 core competencies for SEL (self-awareness, self-management, responsible decision making, social awareness, and relationship skills), as well as other state SEL initiatives. It also follows the Responsive Classroom organization of a morning meeting with a greeting, sharing, group activity, and morning message.

The ultimate goal of this resource is to help teachers incorporate SEL into the classroom during short chunks of available time. With the low-prep format of this resource, teachers can easily post and flip through the daily slides that will guide and lead the classroom meeting seamlessly and effectively.

Through a daily classroom meeting, the classroom environment will be enhanced, relationships will develop, and community will grow. Daily classroom meetings can and will dramatically change the climate of your classroom for the better! Children will connect with and learn about peers and develop social skills, while openly sharing about themselves and developing self-awareness at the same time.