

Daily Listening Practice

listening mats

for September


**20 Fun
Listening
Activities**

**3 Types of
Activities**

**Relatable
Topics**

**Checklists to
Stay on
Track**

**No-Prep &
Versatile**



Proud to Be Primary

They color the picture and complete the tasks as described.

Name: _____ **Date:** _____

Listen & Color #1 - The Classroom

Read and listen to the each step below. Color the picture and complete the tasks as described.

- ☐ Write "Welcome" on the front board.
- ☐ Color the tables red and the chairs blue.
- ☐ Color the carpet yellow.
- ☐ Color the pictures of the flowers.
- ☐ Read and color the sight words on the wall.
- ☐ Sing the alphabet and color it on the wall.
- ☐ Color the books on the front shelf.
- ☐ Add some apples and color the tree.

© Proud to be PRIMARY 2016

Use as an assessment tool to check listening skills and ability to follow directions.

Clear and specific steps to complete in the picture provided.





Name: _____





Date: _____

Listen & Color #2 - Backyard Fun

Read and listen to the each step below. Color the picture and complete the tasks as described.



-  Add a bird's nest and color the tree.
-  Draw and color a yellow sun in the sky.
-  Color the boy on the swing.
-  Color the girl and her scooter blue.

-  Draw and color a small pond on the ground.
-  Color the swing set red.
-  Draw and color 1 squirrel on the fence.
-  Add 3 flowers and color the grass.

Type 2: Follow Directions & Draw

listening mats

Proud to Be **Primary**

Students **listen to each task given** or **read it themselves**.

They **draw the picture** by **following the directions** given.

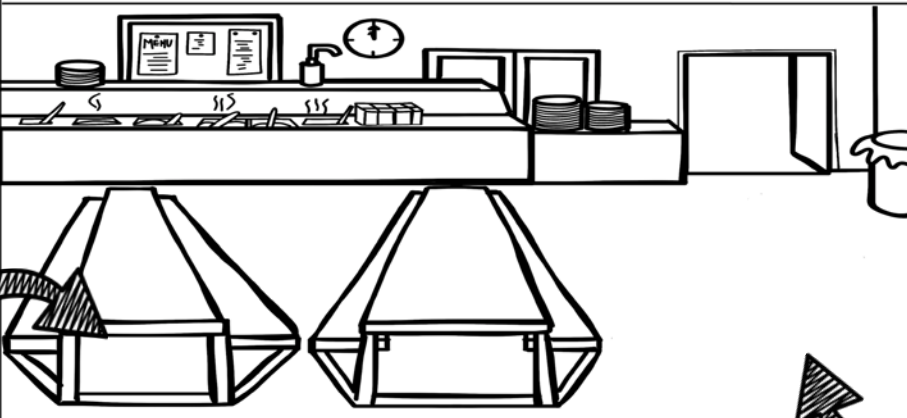
Children need listening ears, a pencil, and crayons to complete.

Backgrounds, topics, and tasks are relatable to children.

Name: _____ **Date:** _____

Follow Directions & Draw #2 - The School Cafeteria

Read and listen to the each task below. Draw and Follow each direction given.



- ☐ Draw a sign that says "Lunch Time" on the wall.
- ☐ Draw a table on the right with apples.
- ☐ Draw 2 lunch trays of food on a table.
- ☐ Draw yourself standing with a lunch tray.
- ☐ Draw cups next to the stacks of plates.
- ☐ Draw kids sitting at the lunch tables.
- ☐ Color your picture with 5 or more colors!

© Proud to be PRIMARY 2016

Each Mat is labeled to keep track. Instructions are provided on each page.

Use as an assessment tool to check listening skills and ability to follow directions.

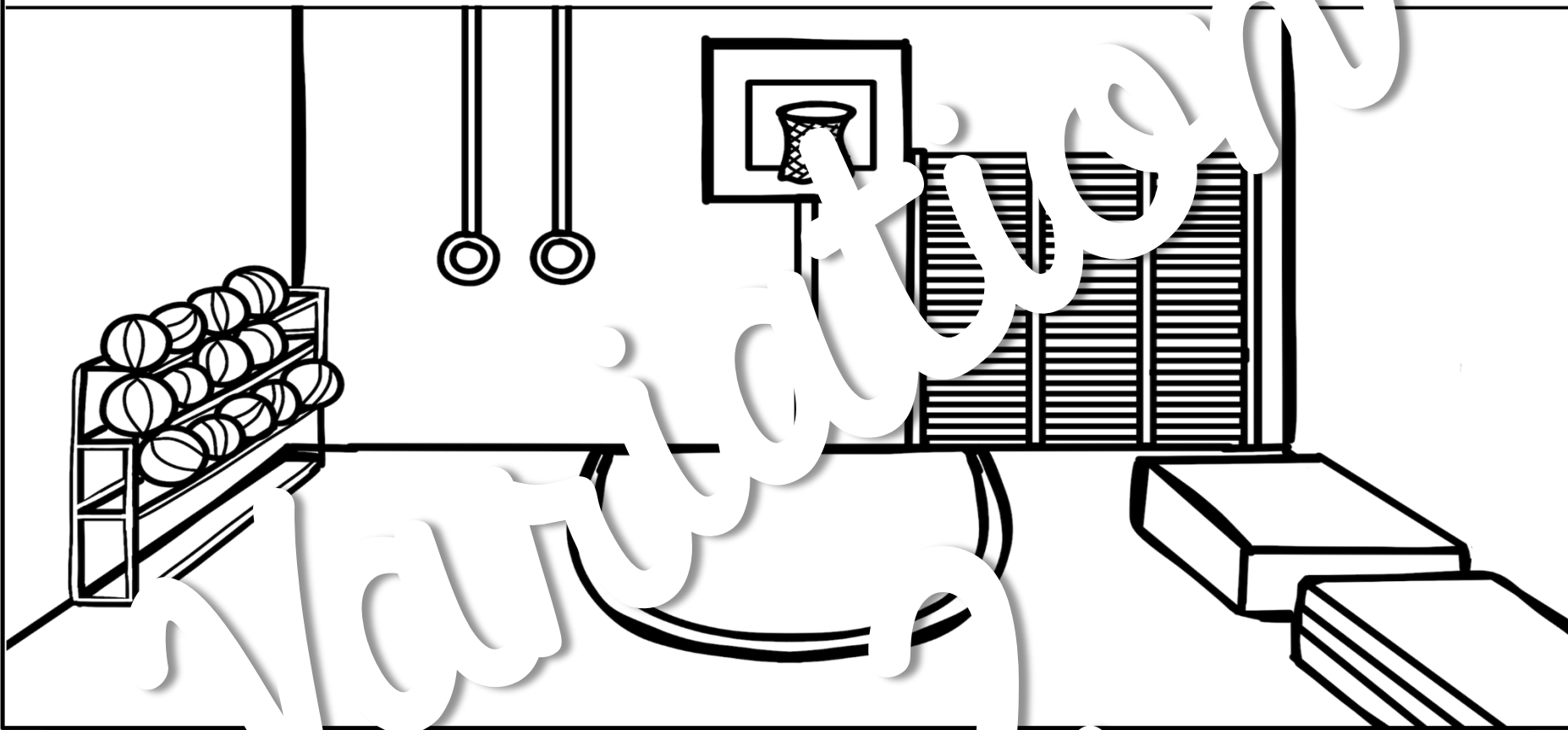
Clear and specific items to draw to complete in the picture provided.

Name:-----

Date:-----

Follow Directions & Draw #4 - In the Gymnasium

Read and listen to the each task below. Draw and Follow each direction



🍏 Draw a flag hanging on the left wall that says "Go Cougars".

🍏 Draw yourself bouncing a ball.

🍏 Draw a friend jumping rope.

🍏 Draw a net on the wall beside the net.

🍏 Draw 2 windows on the right wall.

🍏 Draw a bench along the wall.

🍏 Color your picture with 5 or more colors!

Type 3: Visualize & Draw

listening mats

Proud to Be **Primary**


Students read, listen to, and visualize the story given.

They draw and color a detailed picture of the story.

Children need listening ears, a pencil, and crayons to complete.

Name: _____ **Date:** _____

Visualize & Draw #1 - First Day of School
Read, listen to, and visualize the story below. Draw and color a detailed picture of the story.



It is the first day of school. I have my green backpack and I am wearing my new shoes. The sun is shining so I wear my sunglasses. The big, yellow school bus comes to pick me up at my house. It will take me to school.

© Proud to be PRIMARY 2016

Each Mat is labeled to keep track. Instructions are provided on each page.

Use as an assessment tool to check listening skills and ability to follow directions.

2 variations of backgrounds are provided: One blank and one with an image to help.

Visualize the story as it is being read or read it independently.

Name:-----

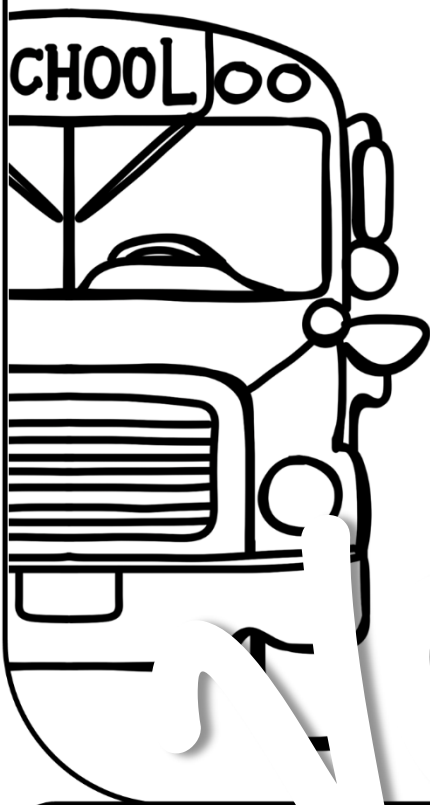
Date:-----




Visualize & Draw #1 - First Day of School



Read, listen to, and visualize the story below. Draw and color a detailed picture of the story.



It is the first day of school. I have my green backpack and I am wearing my new shoes. The sun is shining so I wear my sunglasses. The big, yellow school bus comes to pick me up at my house. It will take me to school.



Use listening mats for...

- ♥ Independent work
- ♥ Small group instruction
- ♥ Fast finishers
- ♥ Assessments
- ♥ Whole group activities
- ♥ Morning work
- ♥ Sub-plans
- ♥ Literacy centers
- ♥ Home practice

Why You Need listening mats

Proud to Be Primary

- This ONE ELA resource is all you need to build listening skills through repeated following directions activities all school year.
- Help students build reading comprehension skills by following the instructions on each page.
- 20 engaging listening activities provide variety and keep interest high!
- Save time as your listening activities are ready for you!
- This no-prep, versatile resource is great for independent work, whole group activities, small groups, sub-plans, morning work, literacy centers, home practice, and more!




Proud to Be Primary

"My students love these! I have been using them each morning and encourage students to read and follow the directions themselves before we complete it as a whole group. A great way to practice reading and comprehension."

Draw #1 - First Day of School

Date: Sept. 1

story below. Draw and color a detailed picture of the story.



It is the first day of school. I have my green backpack and I am wearing my new shoes. The sun is shining so I wear my sunglasses. The school bus comes to pick me up at my house. It will take...

© Proud to be PRIMARY 2016

"Great to use during those first few weeks of school. Excellent for listening, following directions and comprehension. Kids were engaged and thought it was a fun activity!"

Learn More About listening mats



Love this resource?

Get 3 months for FREE
with the Listening Mats
BUNDLE with listening
activities for the
whole year.

Learn more about using
Listening Mats to help your
students follow directions!



Want a FREE Sample of listening mats



SIGN UP TO GET A FREE SET OF
LISTENING MATS FOR FREE!



I'd love for you to try this
resource with your students
to see if they are a perfect fit
for your students!

**CLICK HERE TO
GRAB YOUR
FREE SAMPLE!**