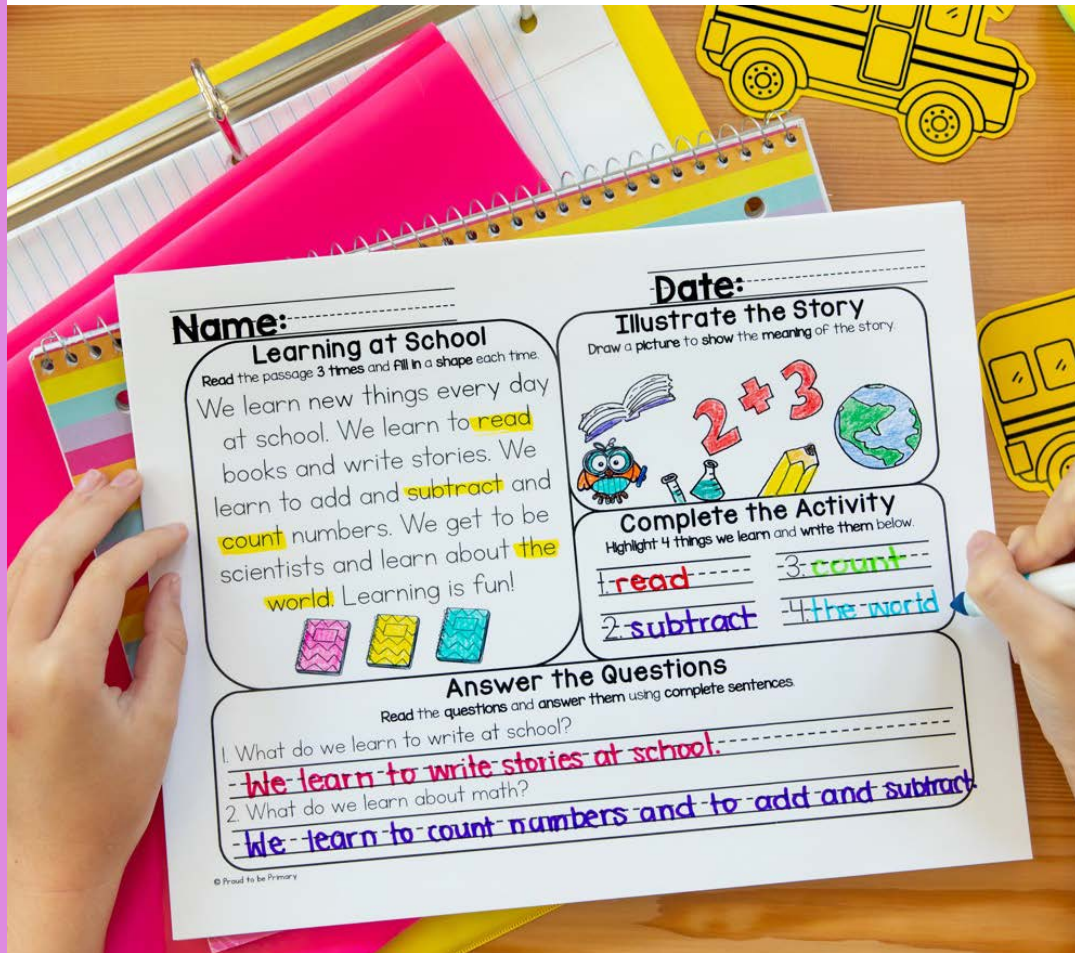


# September Reading Practice

# comprehension

# mats

Proud to Be Primary



20 Fluency Passages

Comprehension Questions

2 Types of Pages

Engaging Activities

No-Prep Printable & Digital

# 1st Type of Comprehension mats

Proud to Be Primary

20 different Comprehension Mats for each month. Each mat has a reading passage and follow-up comprehension questions and activities to complete.

Passages with decodable words, theme words, and sight words.

Build fluency with repeated reading.

**Name:** \_\_\_\_\_

**Date:** \_\_\_\_\_

**Goodbye Summer**  
Read the passage 3 times and fill in a shape each time.  
It is time to say goodbye to summer and hello to school. We will go to school to learn new things. We will make new friends and listen to the teacher. We will create and explore in the classroom.

**Illustrate the Story**  
Draw a picture to show the meaning of the story.

**Complete the Activity**  
Highlight 4 verbs and write them below.

1. _____	3. _____
2. _____	4. _____

**Answer the Questions**  
Read the questions and answer them using complete sentences.

1. What are two things will we do in school?  
\_\_\_\_\_  
\_\_\_\_\_

2. What something you do in school?  
\_\_\_\_\_  
\_\_\_\_\_

Illustrate or write the meaning of the passage.

Locate and highlight parts of the text to complete questions & activities.

© Proud to be PRIMARY 2016

Answer questions that require them to refer to text for the answers.

Name: -----

Date: -----

### Being a Firefighter

Read the passage 3 times and fill in a shape each time.

Sam is a fire fighter. He helps put out fires with water and a big hose. He wears a special uniform that protects his body from burning fire. He rides in a fire engine with a loud siren. Sam rescues and protects people.



### Illustrate the Story

Draw a picture to show the meaning of the story.



### Complete the Activity

Write 4 adjectives and write them below.

1. _____	3. _____
2. _____	4. _____

### Answer the Questions

Read the questions and answer them using complete sentences.

1. What does Sam use to put out fires?

2. What do Sam ride in?

# 2nd Type of Comprehension mats

Proud to Be Primary

20 different Comprehension Mats for each month. Each mat has a reading passage and follow-up comprehension questions and activities to complete.

Passages with decodable words, theme words, and sight words.

Build fluency with repeated reading.


**Name:** \_\_\_\_\_

**Date:** \_\_\_\_\_

### The First Day of School


Read the passage 3 times and fill in a shape each time.

It was Mark's first day of school. He packed his lunch inside his new backpack. He put on his new red shoes. He went outside and waited for the school bus. Mark was excited and nervous for his first day.



### Make a Connection

Draw a picture to show your connection to the story.



### Answer the Question

Read the questions and check off the correct answers.

1. Mark packed his \_\_\_\_\_.

books     lunch     shoes

2. Mark was excited and \_\_\_\_\_.

worried     happy     nervous

### Order the Events

Draw or write 3 events from the story in order.

1	2	3
---	---	---

Illustrate or write a connection they made.

Read questions, check off the answer, and fill in the blanks.

Draw or write the events of the story in three steps in order.

Name: -----

Date: -----

### The First Day of School

Read the passage 3 times and fill in a shape each time.

It was Mark's first day of school. He packed his lunch inside his new backpack. He put on his new red shoes. He went outside and waited for the school bus. Mark was excited and nervous for his first day.



### Make a Connection

Draw a picture to show your connection to the story.



### Answer the Question

Read the question and check off the correct answers.

1. Mark packed his \_\_\_\_\_.  
 books       lunch       shoes
2. Mark was excited and \_\_\_\_\_.  
 worried       happy       nervous

### Order the Events

Draw or write 3 events from the story in order.

1

2

3

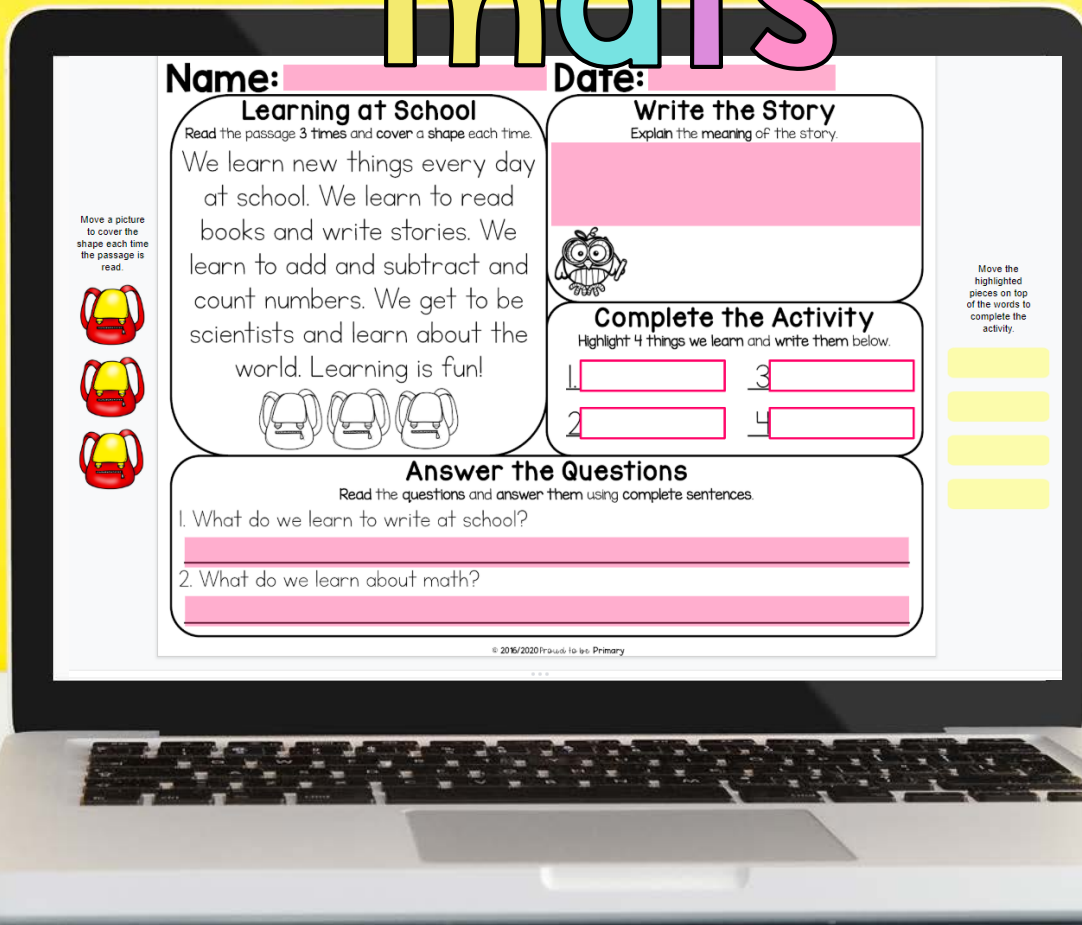
# August/September Passage Topics

# comprehension mats

- |                               |                          |
|-------------------------------|--------------------------|
| 1. Goodbye Summer             | 11. School Subjects      |
| 2. The First Day of School    | 12. Getting Ready        |
| 3. School Helpers             | 13. Teachers             |
| 4. The Classroom              | 14. Apple Picking        |
| 5. Learning at School         | 15. Apple Life Cycle     |
| 6. Friends                    | 16. Fire Safety          |
| 7. People In The<br>Community | 17. Being a Fire Fighter |
| 8. Recess                     | 18. Jobs at Home         |
| 9. School Supplies            | 19. The Birthday Party   |
| 10. All About Me              | 20. Hobbies              |

# Digital comprehension mats

Proud to Be Primary



A link and instructions are provided to make a copy of a Google Slides™ document that you can use with your students.

# Images to Use in Seesaw comprehension mats

Image files for each sheet are included for use with Seesaw or another secure, password-protected platform for your classroom of students.



augsept  
comprehension  
mats\_Page\_01



augsept  
comprehension  
mats\_Page\_02



augsept  
comprehension  
mats\_Page\_03



augsept  
comprehension  
mats\_Page\_04



augsept  
comprehension  
mats\_Page\_05



augsept  
comprehension  
mats\_Page\_06



augsept  
comprehension  
mats\_Page\_07



augsept  
comprehension  
mats\_Page\_08



augsept  
comprehension  
mats\_Page\_09



augsept  
comprehension  
mats\_Page\_10



augsept  
comprehension  
mats\_Page\_11



augsept  
comprehension  
mats\_Page\_12



augsept  
comprehension  
mats\_Page\_13



augsept  
comprehension  
mats\_Page\_14



augsept  
comprehension  
mats\_Page\_15



augsept  
comprehension  
mats\_Page\_16



augsept  
comprehension  
mats\_Page\_17



augsept  
comprehension  
mats\_Page\_18



augsept  
comprehension  
mats\_Page\_19



augsept  
comprehension  
mats\_Page\_20




augsept  
comprehension  
mats\_Page\_21



augsept  
comprehension  
mats\_Page\_22



augsept  
comprehension  
mats\_Page\_23



augsept  
comprehension  
mats\_Page\_24

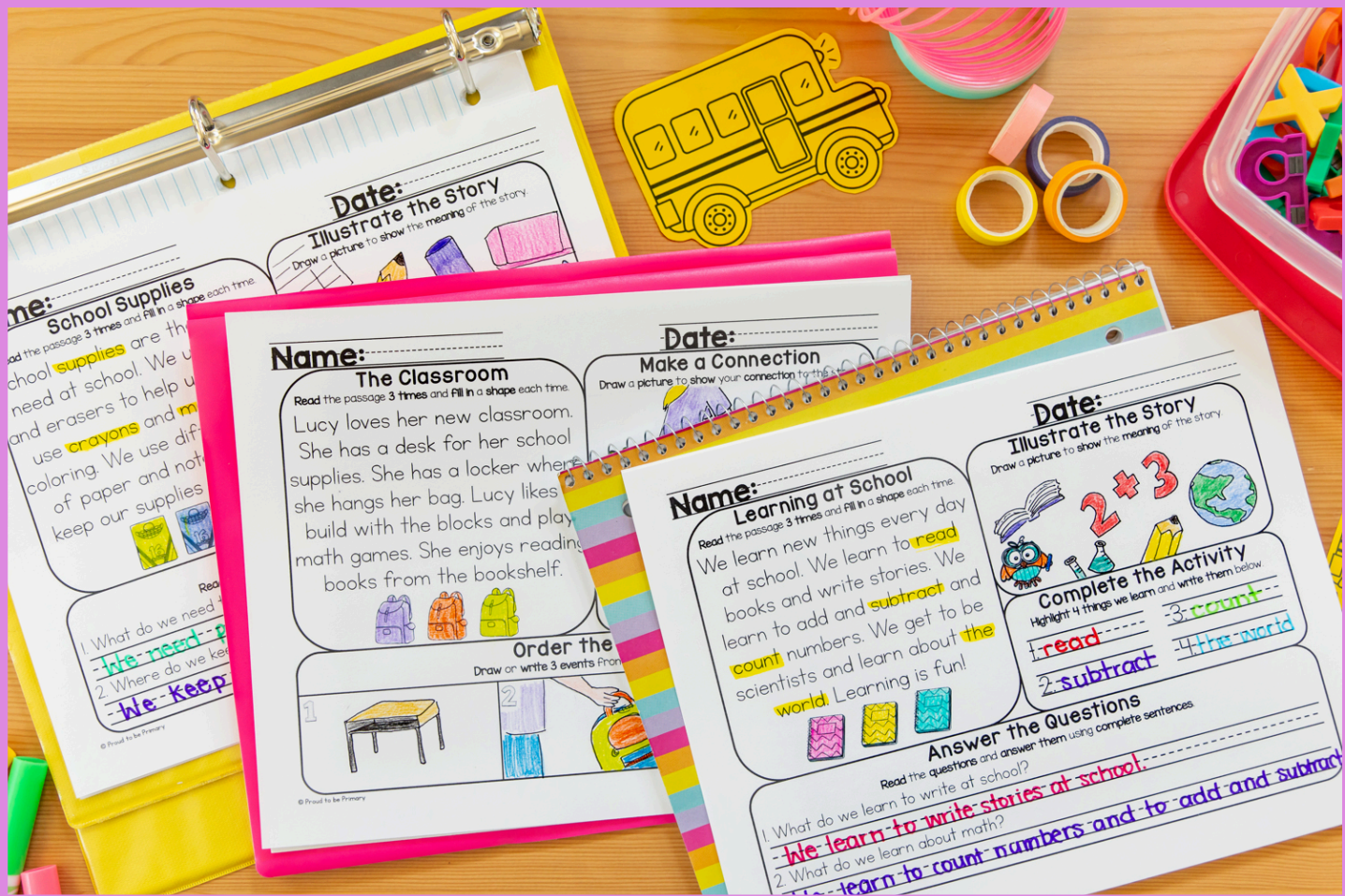


augsept  
comprehension  
mats\_Page\_25



augsept  
comprehension  
mats\_Page\_26





# Use comprehension mats for...

- ♥ Independent reading
- ♥ Small group instruction
- ♥ Fast finishers
- ♥ Reader's Workshop
- ♥ Morning work
- ♥ Assessments
- ♥ Literacy centers
- ♥ Sub-plans
- ♥ Home practice

# Why You Need comprehension mats

- This ONE reading resource is all you need to build reading fluency through repeated reading.
- Help students build reading comprehension skills with follow-up questions and activities for each passage.
- 20 engaging reading passages provide variety and keep interest high!
- Save time as your reading comprehension activities are ready for you!
- This no-prep, versatile resource is great for independent reading, reader's workshop, small groups, sub-plans, morning work, literacy centers, home practice, and more!



"I loved these mats before everything went digital and love them even more now. Variety of age appropriate topics to pick and choose from with a wide variety of questions."

Name: \_\_\_\_\_

### The Classroom

Read the passage 3 times and fill in a shape each time.

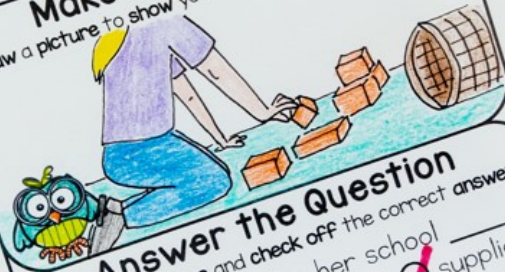
Lucy loves her new classroom. She has a desk for her school supplies. She has a locker where she hangs her bag. Lucy likes to build with the blocks and play math games. She enjoys reading books from the bookshelf.



### Date: \_\_\_\_\_

### Make a Connection

Draw a picture to show your connection to the story.



### Answer the Question

Read the questions and check off the correct answers.

1. Lucy has a desk for her school \_\_\_\_\_  
 books       bag       supplies
2. Lucy like to play \_\_\_\_\_ games.  
 math       reading       fun

### Order the Events

Draw or write 3 \_\_\_\_\_

1

2

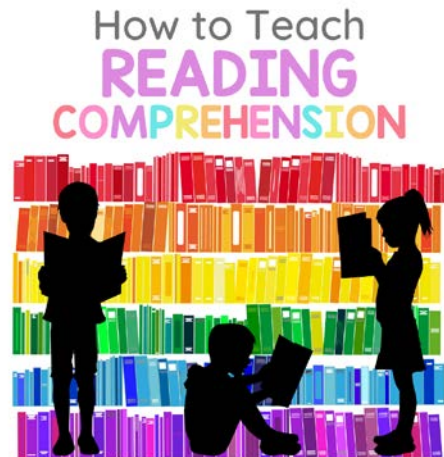
"This is perfect for my small groups and covers multiple standards in a short time frame."

# Learn More About Comprehension mats



*Love this resource? Get 3 months for FREE with the Comprehension Mats BUNDLE with passages for the whole year.*

Learn more about using Comprehension Mats to help you teach reading in K-2!



proudtobeprimary.com

Proud to Be Primary

# Want a FREE Sample of comprehension mats



SIGN UP TO GET A FREE SET OF  
COMPREHENSION MATS FOR FREE!



I'd love for you to try this  
resource with your students  
to see if they are a perfect fit  
for your students!

[CLICK HERE TO  
GRAB YOUR  
FREE SAMPLE!](#)