

Writing Practice for April writing mats

spring



Name: Dennis L. Date: Apr. 30

Word List
Use the words and pictures to help create your story.

- monkey bars
- slide
- hopsotch
- swing
- teeter-totter
- friends

At the playground, I like to swing across the monkey bars.

Writing Checklist: I can...

- Color in the checkmark to show you have used this writing convention
- use capitals
- use punctuation
- use spaces
- print neatly
- stretch out words
- reread it

© Proud to Be Primary 2016

Picture & Word Support

20 Engaging Prompts

Valuable Topics

Writing Conventions Checklist

3 Styles:
Blank,
Interlines, &
Solid Lines

April Writing Topics

writing mats

1. April Fools
2. Easter Egg Hunt
3. If I Was the Easter Bunny
4. My Easter Egg
5. Everyday Is Earth Day
6. Recycling
7. Reusing
8. Rainbows
9. Puddles
10. What Plants Need
11. Birds
12. The Ladybug Lifecycle
13. At the Farm
14. My Favorite Foods
15. Lunch Time
16. At the Playground
17. If I went to Space
18. My Favorite Arts Activity
19. At the Library
20. Classroom Rules

Printable writing mats

20 different Writing Mats for each month. Each mat comes in 3 styles: interlines, solid lines, or blank pages with either a sentence starter or title. Every mat covers a different writing topic with themed word list.

A variety of topics and sentence starters included to keep engagement high.

Write and illustrate stories about high interest topics and relatable themes.

Name: _____ **Date:** _____

Word List
Use the words and pictures to help create your story.

bike light
recycle new tree
reuse vegetables

Writing Checklist: I can...

Color in the checkmark to show you have used this writing convention

use capitals use punctuation use spaces print neatly stretch out words reread it

© Proud to Be PRIMARY 2016

Word lists support beginning writers with writing, spelling, and illustrating.

Build writing fluency by writing a short story and checking it each day.

Use the writing conventions checklist to independently check writing.

April

WRITING MAT



Name: _____


Name: _____

Date: _____


If I was the Easter Bunny

Word List

Use the words and pictures to write your story.



Easter Bunny



eggs



basket



grass



candy



hide

Color in the checkmark to show you have used this writing convention.



use capitals



use punctuation



use spaces



print neatly



spell words



reread it


Writing Checklist: I can...

Name: _____


Date: _____

Word List

Use the words and pictures to create your story.



Easter
Bunny



eggs



basket



grass



candy



hide

If I was the Easter Bunny

Writing Checklist: I did...

Color in the checkmark to show you have used this writing convention.



use capitals



use punctuation



use spaces



print neatly



stretch out words



reread it

Name:

Date:


If I was the Easter Bunny

Word List

Use the words and pictures to create your story.



Easter Bunny



eggs



basket



grass



candy



hide

Color in the checkmark to show you have used this writing convention.

Writing Checklist: I can...



use capitals



use punctuation



use spaces



print neatly



spell words



reread it

Digital writing mats

Name: _____ **Easter Egg Hunt**

Date: _____

Word List
Use the words and pictures to help create your story.

- Easter Bunny
- eggs
- basket
- grass
- chick
- flowers

Writing Checklist: I can...

- ☒ use capitals
- ☒ use punctuation
- ☒ use spaces
- ☒ add details
- ☒ spell words
- ☒ reread it

Colour in the checkmark to show you have used this writing convention.

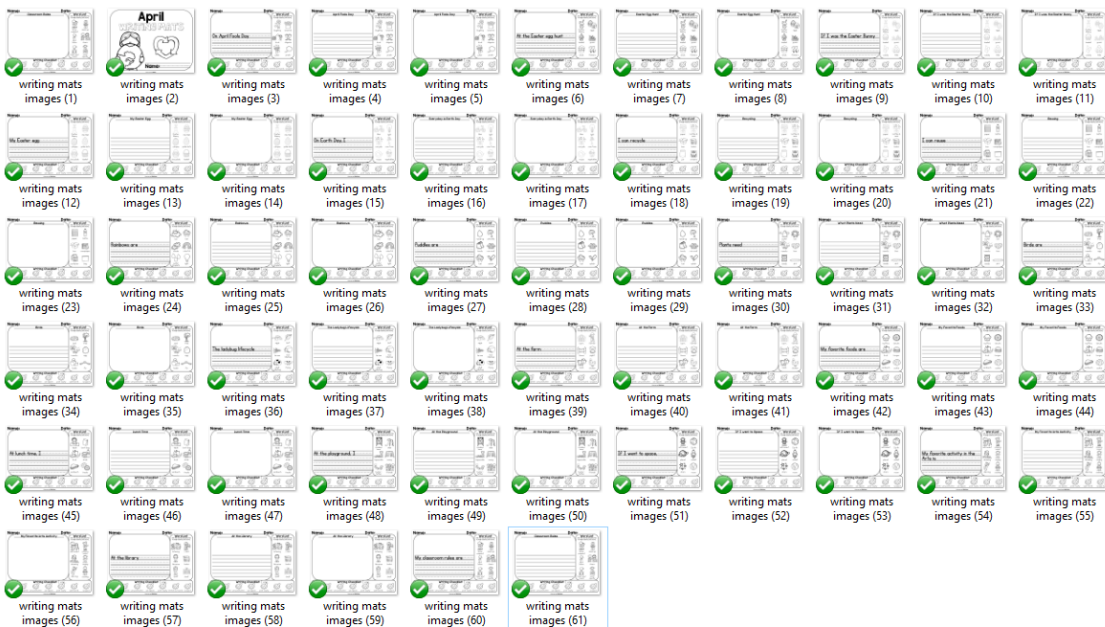
© Proud To Be PRIMARY 2016

Proud To Be **Primary**

A link and instructions are provided to make a copy of a Google Slides™ document that you can use with your students.

Images to Use in Seesaw writing mats

Image files for each paper are included for use with Seesaw or another secure, password-protected platform for your classroom of students.



Name: Geoffrey M.
My Easter Egg



My favorite Easter egg has
blue and yellow stripes.

Date: Apr. 10

Word List

Use the words and pictures to help create your story.



Easter Bunny



zig zags



stripes



polka dots



chocolate



basket

Writing Checklist: I can...

Color in the checkmark to show you have used this writing convention.



use capitals



use punctuation



use spaces



print neatly



spell words



reread it

© Proud to be PRIMARY 2016

Use **writing mats** for...

- ♥ Independent writing
- ♥ Writer's Workshop
- ♥ Small group instruction
- ♥ Morning work
- ♥ Literacy centers
- ♥ Fast finishers
- ♥ Assessments
- ♥ Sub-plans
- ♥ Home practice


Why You Need writing mats

- This ONE writing resource is **all you need** to supply your writing center for the month. Build writing fluency through repeated writing.
- **20 fun writing prompts** provide variety and keep interest high!
- **Save time** as your writing activities are ready for you!
- This **no-prep, versatile resource** is great for independent writing, writer's workshop, small groups, sub-plans, morning work, literacy centers, home practice, and more!
- Help students with vocabulary and spelling with the **Picture-Word lists** match the story starter and topic.
- Use the **Writing Checklist** to encourage independence with self-checking and help students remember what they need to include.



Name: Dennis L.

Date: Apr 30



At the playground, I like
to swing across the
monkey bars.

Color in the
checkmark
to show you
have used
this writing
convention

Name: Zachery B.

Date:



On Earth Day, I will
plant a new tree.

Word List
Use the words and pictures
to help create your story



bike



light



recycle



new tree

Name: Geoffrey M.

Date: Apr 10

My Easter Egg



My white Easter egg has
yellow stripes.

Color in the
checkmark
to show you
have used
this writing
convention

Word List
Use the words and pictures
to help create your story



Easter
Bunny



zig zags



stripes



polka dots



chocolate



basket

Writing Checklist: I can...



use capitals



use punctuation



use spaces



print neatly



spell words



reread it

© Proud to Be Primary 2016

"These mats are a must purchase.
Sent home. Use it in centers. Weekly
review. Morning work. Simple. Kids
feel confident and LOVE these mats
in ALL subjects."

"I LOVE THESE WRITING PAGES!!!!
Thank you so much...these saved me a
lot of work and time searching for
good resources for writing/journal
time!"

Learn More About writing mats



Love this resource?

Get 3 months for FREE
with the Writing Mats
BUNDLE with prompts
for the whole year.

Learn more about using
Writing Mats to help you
teach writing in K-2!



Want a FREE Sample of writing mats?



SIGN UP TO GET A FREE SET OF
WRITING MATS FOR FREE!



Name: Jane **Date:** September 5th

In My Classroom

On each table, there are 4 tables.

On each table, there are books and school supplies. My teacher uses a whiteboard to teach with. She has her own desk.

For lunch, we eat together at our table like sitting beside my friend.

Word List
Use the words and pictures to help create your story.

teacher desk
books school supplies
lunch friend

Writing Checklist: I can...

Color in the checklist to show you have used this writing convention.

☒ use capitals ☒ use punctuation ☒ use spaces ☒ print neatly ☒ spell words ☒ read

* Proud to Be Primary 2016

I'd love for you to try this resource with your students to see if they are a perfect fit for your students!

**CLICK HERE TO
GRAB YOUR
FREE SAMPLE!**