

# April Language Arts word mats

Proud to Be Primary

20 ELA  
Worksheets

4 Activities  
on Each  
Page

26 Skills  
Covered

Printable &  
Digital

No-Prep &  
Versatile

**Chase**  
Date: April 5

**Printing**  
Trace and print the letters on the lines.

a a a a a a a  
b b b b b b b

**Rhyming Words**  
Spell and draw 2 words that rhyme with hose.

1. rose  
2. nose

**Capitalization**  
Write the sentences with capital letters for the beginning, the word I, and names.

Lucy played a trick on danny.  
I found 20 easter eggs.  
I found 20 Easter eggs.

**Phonics**  
Write the initial sound of the spring items.

c b  
f e





# All About Word mats

20 Word Mats for each month. Every mat is different.  
Each mat covers 4 different language skills and standards.







Seasonal clip art and graphics used to illustrate.

Name: \_\_\_\_\_ Date: \_\_\_\_\_







**Syllables**  
Write the correct number of syllables for each picture.

	disguise		seeds
<input type="text"/>		<input type="text"/>	
	fork		water gun
<input type="text"/>		<input type="text"/>	

**Diphthongs**  
Write 'AW' in each word. Read each diphthong.

		
cr__l	dr__	h__k
		
sh__l	str__	y__n

**Vowels**  
Circle the correct long vowel sound.  
The vowels are a, e, i, o, u.

		
aeiou	aeiou	aeiou
		
aeiou	aeiou	aeiou

**Sentences**  
Write a sentence using the given word.  
Remember to use ending punctuation.

**basket:** \_\_\_\_\_  
\_\_\_\_\_  
\_\_\_\_\_

**recycle:** \_\_\_\_\_  
\_\_\_\_\_  
\_\_\_\_\_

© 2018 to Present - Elyse Proud to be Primary

Each section is clearly explained and represented.

Bolded instructions helps kids focus on important information.

Quick review activities to help build fluency with ELA standards.

A large variety of language arts activities.

Name: Daniel

Date: April 14

### Nouns


Trace the names of the common nouns.



 carrot  fence


 sprout  tree

### Opposites

Draw a line to match the pictures to its opposite and trace the words.

  wet

  soft

  full

### Vocabulary

Read, trace, and draw a picture to illustrate the meaning of the word.

Earth 

### Punctuation

Read the sentences and circle the correct ending punctuation. Choose either period (.), exclamation mark (!), or question mark (?).



1. What color is your Easter egg
2. The clouds covered the sky and it rained
3. Everyday is Earth Day

. ! ?

. ! ?

. ! ?

# Skills covered in word mats

- ♥ rhyming words
- ♥ printing
- ♥ spelling
- ♥ phonics
- ♥ grammar
- ♥ sentence structure
- ♥ punctuation
- ♥ capitalization
- ♥ blends & digraphs
- ♥ compound words
- ♥ vocabulary
- ♥ sight words
- ♥ vowels (short & long)
- ♥ vowel teams
- ♥ letter sounds

Name: -----

Date: -----

### Printing

Trace and print the letters on the lines.



### Phonics

Write the initial sound of the spring items.



hose

### Rhyming Words

Spell and draw 2 words that rhyme with hose.



1. \_\_\_\_\_  
-----  
\_\_\_\_\_

2. \_\_\_\_\_  
-----  
\_\_\_\_\_

### Application

Rewrite the sentence with correct letters for the beginning, the word 'I', and names.



Lucy played a trick on danny.



I found 20 easter eggs.



Name: -----

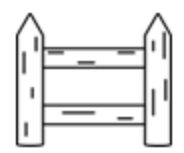
Date: -----

### Nouns

Trace the names of the common nouns.



carrot



fence



sprout



tree

### Opposites

Draw a line to match the pictures to its opposite and write the opposite.



wet



soft



full

### Vocabulary

Read, trace, and draw a picture to illustrate the meaning of the word.

Earth

### Punctuation

Read the sentences and circle the correct ending punctuation.

Use either period (.), exclamation mark (!), or question mark (?).



1. What color is your Easter egg

. ! ?

2. The clouds covered the sky and it rained

. ! ?

3. Everyday is Earth Day

. ! ?


Name: \_\_\_\_\_

Date: \_\_\_\_\_



### Sight Words

Read, trace, and spell sight words.



number number \_\_\_\_\_

could could \_\_\_\_\_

ny \_\_\_\_\_

### Prepositions

Copy the correct preposition from the word bank in the blank spaces beside each picture.



The boy is holding a pencil \_\_\_\_\_ his body.



The rabbit is sitting \_\_\_\_\_ the grass.



The girl is hiding \_\_\_\_\_ the box.

Word Bank: behind, on, in front

### Phonics

Write the correct ending sound.



a c n

f l a

a g o

t e r

### Verbs

Color things that cover.













# Digital word mats

**Name:** \_\_\_\_\_ **Date:** \_\_\_\_\_



### Digraphs

Write the correct digraph at the end of each word. Digraphs are CH, CK, SH, TH.

	
pea _____	bri _____
	
bu _____	mou _____
	
wat _____	chi _____
	
ba _____	la _____


### Printing

Trace and print the words on the lines.

c	_____	
d	_____	







### Sentences

Check the sentence that matches the picture.

  Jane tried to pick up a book.  
 Matt tried to pick up a coin.  
 Jane tried to pick up a coin.

### Adjectives

Look at the pictures. Write an adjective to describe the nouns.

	_____		_____		_____
	_____		_____		_____

© 2015 to Present - Euse Hjorset, Proud to be Primary



# Images to Use in Seesaw

# word mats

Image files for each sheet are included for use with Seesaw or another secure, password-protected platform for your classroom of students.



Slide1



Slide2



Slide3



Slide4



Slide5



Slide6



Slide7



Slide8



Slide9



Slide10



Slide11



Slide12



Slide13



Slide14



Slide15



Slide16



Slide17



Slide18



Slide19



Slide20



Slide21



Slide22



Slide23



Slide24



Slide25



Slide26



Slide27



Slide28



Slide29



Slide30



Slide31

There is also an interactive PowerPoint file included that you can upload and use in Microsoft Teams.

Name: Paige

Date: April 20

**Syllables**

Circle the correct number of syllables for each picture.



chocolate

1 2 ③



tulip

1 ② 3



Earth

① 2 3



lightbulb

1 ② 3

**Vowels**

Fill in the correct vowels in each word. The vowels are a, e, i, o, u.



egg



basket



puddle



bunny

**Blends**

Write the correct initial blend at the beginning of each word. Choose from FL, FR, SN, TR blends.



frog



flag



snail



tree



flower

**Sentences**

Complete the sentences with words that make sense. Remember to use ending punctuation.

1. For Easter, I like to  
hunt eggs!2. We clean up the  
trash on earth.

© Proud to be PRIMARY 2016

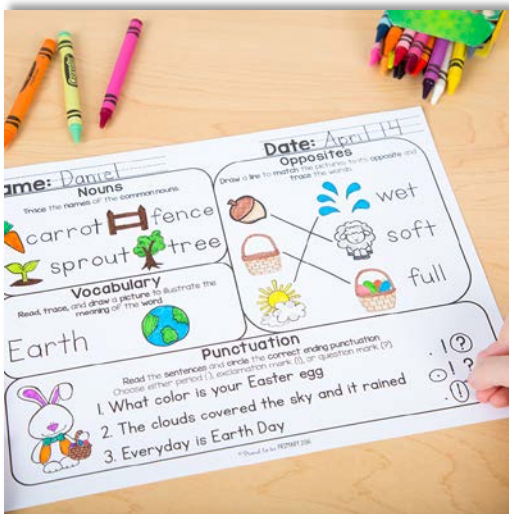
# Use word mats for...

- ♥ Independent reading
- ♥ Small group instruction
- ♥ Fast finishers
- ♥ Reader's Workshop
- ♥ Morning work
- ♥ Assessments
- ♥ Literacy centers
- ♥ Sub-plans
- ♥ Home practice

# Why You Need

# word mats

- Word Mats are aligned to the **Common Core Standards** and covers **26 skills each month (4 on each page)**.
- Word Mats help **build English Language Arts skills** and provide daily **review and practice in 1<sup>st</sup> grade** (challenge for K & review in 2<sup>nd</sup> grade).
- Create a booklet of morning work activities that students can work on independently each morning and build important skills at the same time!
- **20 simple and no-prep worksheets** to engage students with each day.



- **Save time** as your word work activities are ready for you! Great in sub-plans or for your fast finishers!
- This **versatile resource** is great for small group instruction, morning work, literacy centers, home practice, online practice, and more!


"These resources are so engaging for the kiddos and super awesome for me for a quick assessment and to be able to get a lot of material in at once. The students found it so easy to follow along and complete these mats. They were wonderful for morning work and to stick in with our homework packets."



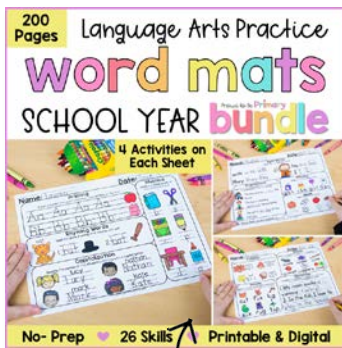
"My students loved this - I used this as challenge work for my high readers and they enjoyed the challenge! A great tool for the end of the year, reviewing and applying skills from all year!"

# Want more word work?

Gain more fun word work activities to use in K-2!



## Literacy resources for K-2



Click the images to see literacy resources with  
**EVERYTHING** you need for the whole year!

# Want a FREE Sample of word mats?



Click below to GET A FREE SET OF  
Word MATS FOR FREE!



I'd love for you to try this  
resource with your  
students to see if they  
are a perfect fit for your  
students!

[CLICK HERE TO  
GRAB YOUR  
FREE SAMPLE!](#)