

April Reading Practice Comprehension mats

Proud to Be Primary



20 Fluency
Passages

Comprehension
Questions

2 Types of
Pages

Engaging
Activities

No-Prep
Printable &
Digital

1st Type of Comprehension mats

Proud to Be Primary

20 different Comprehension Mats for each month. Each mat has a reading passage and follow-up comprehension questions and activities to complete.

Passages with decodable words, theme words, and sight words.


Build fluency with repeated reading.

Name: _____


Date: _____

All About Earth Day
Read the passage 3 times and fill in a shape each time.

Earth Day is a special day created to teach people to care for the Earth. It occurs on April 22nd each year. People celebrate by picking up trash, planting trees, and turning off electronics to save energy.



Illustrate the Story
Draw a picture to show the meaning of the story.



Complete the Activity
Highlight 4 words starting with 'E' and write them below.

1. _____	3. _____
2. _____	4. _____

Answer the Questions
Read the questions and answer them using complete sentences.

1. Why was Earth Day created?

2. How do people celebrate Earth Day?

Illustrate or write the meaning of the passage.

Locate and highlight parts of the text to complete questions & activities.

© 2016/2020 Proud to be Primary

Answer questions that require them to refer to text for the answers.

Name: -----

Date: -----

What Plants Need

Read the passage 3 times and fill in a shape each time.

Plants need important things to grow. They need water from rain or a tap. Plants need sunlight and warmth. They need oxygen and fresh air. Plants need healthy soil to stand in. For most of all, plants need love.



Illustrate the Story

Draw a picture to show the meaning of the story.



Complete the Activity

Highlight things plants need and write them below.

1. _____	3. _____
2. _____	4. _____

Answer the Questions

Read the questions and answer them using complete sentences.

1. Where does the water for plants come from?

2. Why do you think plants need love?

2nd Type of Comprehension mats

Proud to Be Primary

20 different Comprehension Mats for each month. Each mat has a reading passage and follow-up comprehension questions and activities to complete.

Passages with decodable words, theme words, and sight words.

Build fluency with repeated reading.


Name: _____

Date: _____

The Special Eggs


Read the passage 3 times and fill in a shape each time.

Max and Ruby are painting Easter eggs at home. They dip the eggs into different colors. After the eggs dry they add glue. Max rolls them in sparkles. Ruby places the special eggs in Easter baskets. Incredible!



Make a Connection

Draw a picture to show your connection to the story.



Answer the Question

Read the questions and check off the correct answers.

1. They dip the eggs into _____.

baskets cartons colors

2. Max rolls the eggs into _____.

sparkles glue g

Order the Events

Draw or write 3 events from the story in order.

1	2	3
---	---	---

Illustrate or write a connection they made.

Read questions, check off the answer, and fill in the blanks.

Draw or write the events of the story in three steps in order.

Name: -----

Date: -----

Visit to the Farm

Read the passage 3 times and fill in a shape each time.

Jason went to the farm with his mom. He got to pet rabbits and feed chickens. Jason watched the goats climb and the pigs play. He tried milking a cow and herding a horse. It was an action packed day at the farm.



Make a Connection

Draw a picture to show your connection to the story.



Answer the Question

Read the question and check off the correct answers.

- Jason got to feed _____.
 goats cows chickens
- Jason tried to milk a _____.
 pig cow horse

Order the Events

or write 3 events from the story in order.

1

2

3

April Passage Topics

comprehension mats

1. April Fools
2. Hunting for Eggs
3. The Easter Bunny
4. The Special Eggs
5. All About Earth Day
6. How I Help the Earth
7. Recycled Treasure
8. Rain, Rain Go Away!
9. What Plants Need
10. Planting a Garden
11. Animals in Spring
12. Visit to the Farm
13. Plants in Spring
14. Frog Life Cycle
15. Bugs Are Important
16. Ants at the Picnic
17. Playground Games
18. Visiting the Library
19. Classroom Rules
20. Favorite Snacks

Digital comprehension mats

Proud to Be Primary

The digital comprehension mat is displayed on a laptop screen. It features a pink header with fields for 'Name:' and 'Date:'. The main content is divided into four sections: 'Hunting for Eggs' with a reading passage and three rainbow cutouts; 'Make a Connection' with a cartoon girl and a large pink writing area; 'Answer the Question' with two multiple-choice questions and a checkmark key; and 'Order the Events' with three numbered pink boxes for sequencing. The mat is titled 'Hunting for Eggs' and includes instructions for using the cutouts and checkmarks.

Name: _____ **Date:** _____

Hunting for Eggs
Read the passage 3 times and cover a shape each time.

There was a big Easter egg hunt at school. The kids each had their own Easter basket to put their eggs in. They lined up and waited for the word "Go!" The kids ran around collecting lots of colorful eggs. It was a blast!

Move a picture to cover the shape each time the passage is read.

Make a Connection
Write your connection to the story.

Answer the Question
Read the questions and check off the correct answers.

1. The kids each had an Easter _____.
 bunny basket hat

2. The kids ran around collecting _____.
 candy grass eggs

Move a checkmark onto the circle to show your answer.

Order the Events
Write 3 events from the story in order.

1 _____ 2 _____ 3 _____

© 2018/2020 Proud to be Primary

A link and instructions are provided to make a copy of a Google Slides™ document that you can use with your students.

Images to Use in Seesaw comprehension mats

Image files for each sheet are included for use with Seesaw or another secure, password-protected platform for your classroom of students.



april
comprehension
mats_Page_01



april
comprehension
mats_Page_02



april
comprehension
mats_Page_03



april
comprehension
mats_Page_04



april
comprehension
mats_Page_05



april
comprehension
mats_Page_06



april
comprehension
mats_Page_07



april
comprehension
mats_Page_08



april
comprehension
mats_Page_09



april
comprehension
mats_Page_10



april
comprehension
mats_Page_11



april
comprehension
mats_Page_12



april
comprehension
mats_Page_13



april
comprehension
mats_Page_14



april
comprehension
mats_Page_15



april
comprehension
mats_Page_16



april
comprehension
mats_Page_17



april
comprehension
mats_Page_18



april
comprehension
mats_Page_19



april
comprehension
mats_Page_20



april
comprehension
mats_Page_21



april
comprehension
mats_Page_22



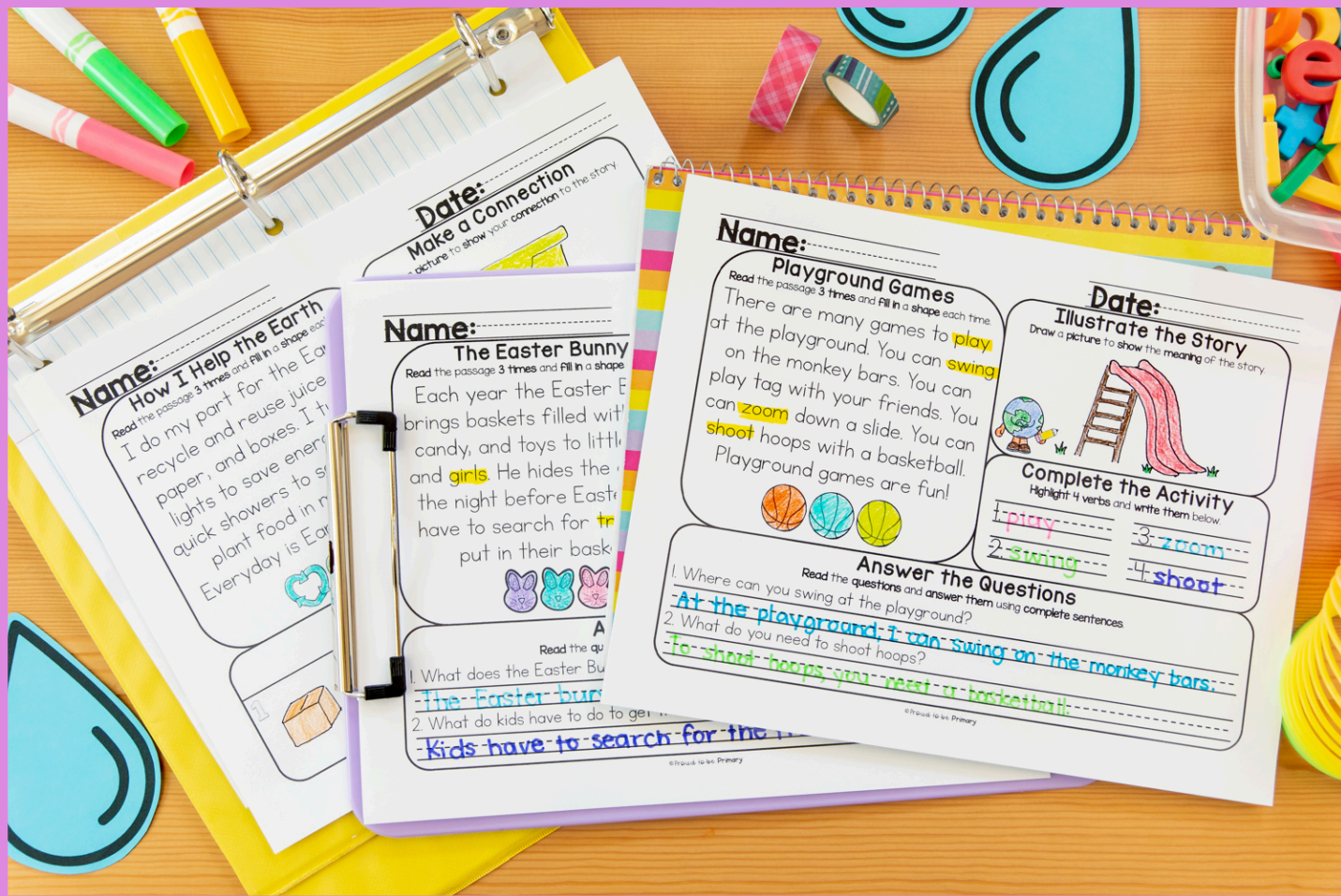
april
comprehension
mats_Page_23



april
comprehension
mats_Page_24



april
comprehension
mats_Page_25



Use comprehension mats for...

♥ Independent reading
 ♥ Reader's Workshop

♥ Small group instruction
 ♥ Morning work
 ♥ Literacy centers

♥ Fast finishers
 ♥ Assessments
 ♥ Sub-plans
 ♥ Home practice

Why You Need comprehension mats

- This ONE reading resource is all you need to build reading fluency through repeated reading.
- Help students build reading comprehension skills with follow-up questions and activities for each passage.
- 20 engaging reading passages provide variety and keep interest high!
- Save time as your reading comprehension activities are ready for you!
- This no-prep, versatile resource is great for independent reading, reader's workshop, small groups, sub-plans, morning work, literacy centers, home practice, and more!



"These mats are a must purchase. Sent home. Use it in centers. Weekly review. Morning work. Simple. Kids feel confident and LOVE these mats in ALL subjects."

Name: _____


The Easter Bunny

Read the passage 3 times and fill in a shape each time.

Each year the Easter Bunny brings baskets filled with **eggs**, candy, and toys to little **boys** and **girls**. He hides the goodies the night before Easter. Kids have to search for **treats** to put in their baskets.



Illustration
Draw a picture to show



Complete the Activity
Highlight 4 plural words and write them below.

1- **eggs** 3- **girls**
2- **boys** 4- **treats**

Answer the Questions

Read the questions and answer them using complete sentences.

What does the bunny bring?
He brings baskets full of treats.
What are the treats?
Candy and toys for the treats.

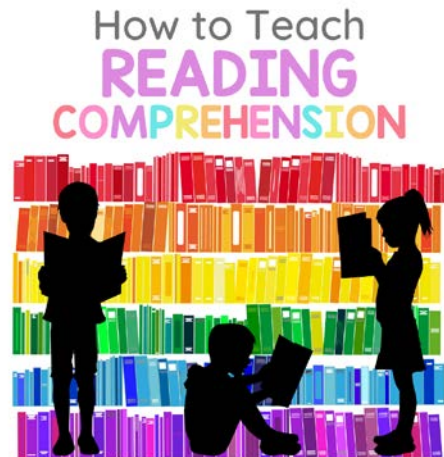
"Easy passages that provide just enough practice for a morning work activity. Functional for the kids. Good for iPads!"

Learn More About Comprehension mats



Love this resource? Get 3 months for FREE with the Comprehension Mats BUNDLE with passages for the whole year.

Learn more about using Comprehension Mats to help you teach reading in K-2!



proudtobeprimary.com

Proud to Be Primary

Want a FREE Sample of comprehension mats



SIGN UP TO GET A FREE SET OF
COMPREHENSION MATS FOR FREE!



I'd love for you to try this resource with your students to see if they are a perfect fit for your students!

[CLICK HERE TO
GRAB YOUR
FREE SAMPLE!](#)