

# Daily Listening Practice

# listening mats

## for April

20 Fun  
Listening  
Activities

3 Types of  
Activities

Relatable  
Topics

Checklists to  
Stay on  
Track

No-Prep &  
Versatile

Name: Mallory

Date: April 19

Follow Directions & Draw #5 - Go Green!  
Read and listen to each task below. Draw and Follow each direction given.

1 	2 	3 
4 	5 	6 

- ☉ In box #1, draw yourself going for a walk.
- ☉ In box #2, draw 3 more items in the bins.
- ☉ In box #3, draw a girl washing her hands.
- ☉ In box #4, write 'DONATE' on the donation bin.
- ☉ In box #5, draw a boy picking up trash and putting it into a garbage bag.
- ☉ In box #6, draw another reusable bag.
- ☉ Color your picture with 5 or more colors!

# Type 1: Listen & Color

# listening mats

Proud to Be **Primary**

Students listen to each step given or read it themselves.


They color the picture and complete the tasks as described.

Children need listening ears, a pencil, and crayons to complete.

Backgrounds, topics, and tasks are relatable to children.

**Name:** ----- **Date:** -----

**Listen & Color #2 - Earth Day**  
Read and listen to each step below. Color the picture and complete the tasks as described.



Color the recycle bin green with a yellow sign.

Color the earth green and blue.

Draw and color 4 more flowers in the ground.

Draw and color a pile of recyclables.

Color the heart tree with 3 colors.

Color the boy and his tree with 4 colors.

Color the grass green and path brown.

©Proud to be PRIMARY 2017

Each Mat is labeled to keep track. Instructions are provided on each page.

Use as an assessment tool to check listening skills and ability to follow directions.

Clear and specific steps to complete in the picture provided.

Name: -----

Date: -----


## Listen & Color #2 - Earth Day

Read and listen to each step below. Color the picture and complete the tasks described.



 Color the recycling bin green with a yellow sign.

 Draw and color 4 more flowers in the ground.

 Color the heart tree with 3 colors.

 Color the earth green and blue.

 Color the boy and his tree with 4 colors.

 Draw and color a pile of recyclables.

 Color the grass green and path brown.

# Type 2: Follow Directions & Draw

# listening mats

Proud to Be **Primary**

Students **listen to each task given** or **read it themselves**.




They **draw the picture** by **following the directions** given.

Children need listening ears, a pencil, and crayons to complete.

Backgrounds, topics, and tasks are relatable to children.

**Name:** ----- **Date:** -----

**Follow Directions & Draw #5 - Go Green!**  
Read and listen to each task below. Draw and Follow each direction given.

1	2 	3
4 	5	6 

🌍 In box #1, draw yourself going for a walk.    🌍 In box #5, draw a boy picking up trash putting it into a garbage bag.  
🌍 In box #2, draw 3 more items in the bins.    🌍 In box #6, draw another reusable bag.  
🌍 In box #3, draw a girl washing her hands.    🌍 In box #6, draw another reusable bag.  
🌍 In box #4, write 'DONATE' on the donation bin.    🌍 Color your picture with 5 or more colors!

© Proud to be PRIMARY 2017

Each Mat is labeled to keep track. Instructions are provided on each page.

Use as an assessment tool to check listening skills and ability to follow directions.

Clear and specific items to draw to complete in the picture provided.










Name: \_\_\_\_\_

Date: \_\_\_\_\_

# Follow Directions & Draw #4 - Easter Egg Hunt

Read and listen to each step below. Color the picture and complete the tasks described.



-  Draw yourself standing on the path.
-  Draw a large Easter egg basket filled with eggs on the grass.
-  Draw a rabbit hopping near a bush.
-  Draw 4 trees growing in the ground.
-  Draw a bird and its nest in a tree.
-  Draw 8 Easter eggs hiding in different places.
-  Color your picture with 5 or more colors!

# Type 3: Visualize & Draw

# listening mats

Proud to Be **Primary**

Students read, listen to, and visualize the story given.

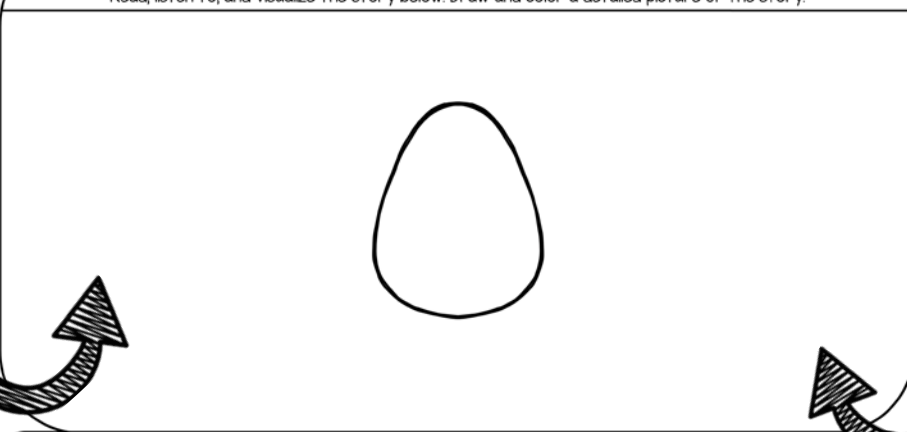
They draw and color a detailed picture of the story.

Children need listening ears, a pencil, and crayons to complete.

**Name:** \_\_\_\_\_ **Date:** \_\_\_\_\_

**Visualize & Draw #6 - A Special Egg**

Read, listen to, and visualize the story below. Draw and color a detailed picture of the story.



At home my family and I are decorating Easter eggs. We dip eggs in dye and add decorations. I make a special egg that is yellow and blue. I add a ribbon around it, stick on a heart, and sprinkle gold sparkles on top. Perfect!

©Proud to be PRIMARY 2017

Each Mat is labeled to keep track. Instructions are provided on each page.

Use as an assessment tool to check listening skills and ability to follow directions.

2 variations of backgrounds are provided: One blank and one with an image to help.

Visualize the story as it is being read or read it independently.

Name: \_\_\_\_\_

Date: \_\_\_\_\_



## Visualize & Draw #3 - Baby Chicks



Read, listen to, and visualize the story below. Draw and color a detailed picture of the story.



Alex's class had chicken eggs in a incubator. Each day they turn the eggs and wait for them to hatch. After 21 days, baby chicks hatched out of the eggs. They are yellow, soft, and fluffy. They walk around and go "cheep" all day!

Name:-----

Date:-----



## Visualize & Draw #3 - Baby Chicks



Read, listen to, and visualize the story below. Draw and color a detailed picture of the story.



Alex's class had chicken eggs in a incubator. Each day they turn the eggs and wait for them to hatch. After 21 days, baby chicks hatched out of the eggs. They are yellow, soft, and fluffy. They walk around and go "cheep" all day!



Name: Lila

Date: April 12

## Listen & Color #2 - Earth Day

Read and listen to each step below. Color the picture and complete the tasks as described.



- ① Color the recycle bin green with a yellow sign.
- ② Draw and color 4 more flowers in the ground.
- ③ Color the heart tree with 3 colors.
- ④ Color the earth green and blue.
- ⑤ Color the boy and his tree with 4 colors.
- ⑥ Draw and color a pile of recyclables.
- ⑦ Color the grass green and path brown.

© Proud to be PRIMARY 2017

# Use listening mats for...

- ♥ Independent work
- ♥ Small group instruction
- ♥ Fast finishers
- ♥ Assessments
- ♥ Whole group activities
- ♥ Morning work
- ♥ Sub-plans
- ♥ Literacy centers
- ♥ Home practice

# Why You Need listening mats

Proud to Be Primary

- This ONE ELA resource is all you need to build listening skills through repeated following directions activities all school year.
- Help students build reading comprehension skills by following the instructions on each page.
- 20 engaging listening activities provide variety and keep interest high!
- Save time as your listening activities are ready for you!
- This no-prep, versatile resource is great for independent work, whole group activities, small groups, sub-plans, morning work, literacy centers, home practice, and more!





"My students were so engaged with these listening activities! It is also easy to use them as a quick formative assessment because you can easily tell who is not listening and following directions."

Name: Mallory

### Follow Directions & Draw #5

Read and listen to each task below. Draw and follow each direction.

1



2



3



4



5



6



"GREAT! NO PREP, just PRINT! These are absolutely great for teaching my students. It teaches them to listen to instructions and how important it is to listen to the DETAILS of that instruction."

- 🌐 In box #5, draw a boy picking up trash and putting it into a garbage bag.
- 🌐 In box #6, draw another reusable bag.
- 🌐 Color your picture with 5 or more colors!

© PRIMARY 2017

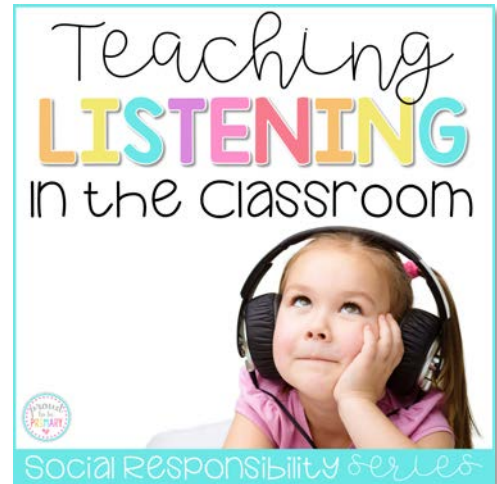
# Learn More About listening mats



*Love this resource?*

Get 3 months for FREE  
with the Listening Mats  
BUNDLE with listening  
activities for the  
whole year.

Learn more about using  
Listening Mats to help your  
students follow directions!



# Want a FREE Sample of listening mats



SIGN UP TO GET A FREE SET OF  
LISTENING MATS FOR FREE!



I'd love for you to try this resource with your students to see if they are a perfect fit for your students!

[CLICK HERE TO  
GRAB YOUR  
FREE SAMPLE!](#)