

DRAW

animals

20 directed drawings + reading & writing activities



Proud to Be Primary

DRAW animals

Proud to Be Primary

What is Included in this Resource

- ♥ 20 high-interest drawings for 4 types of animals (pets, farm, ocean, and zoo)
- ♥ 4-6 step directed drawing activities for kindergarten, first, and second grade
- ♥ Drawing, writing, and reading activities that encourage creativity and writing confidence
- ♥ A variety of templates and line options make differentiation easy
- ♥ Covers to create art portfolios and booklet options





DRAW animals

6-Step Templates

4-Step Drawings

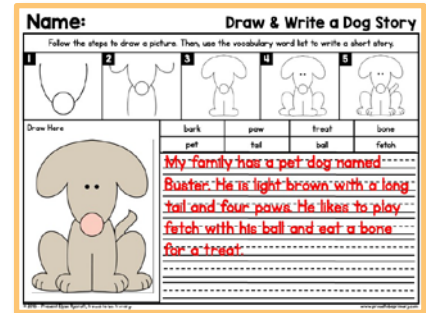


Covers & Booklets



Draw & Write




Opinion Writing

Writing w/ Vocabulary



Drawing + Reading Comprehension Passages

Drawing Task Cards



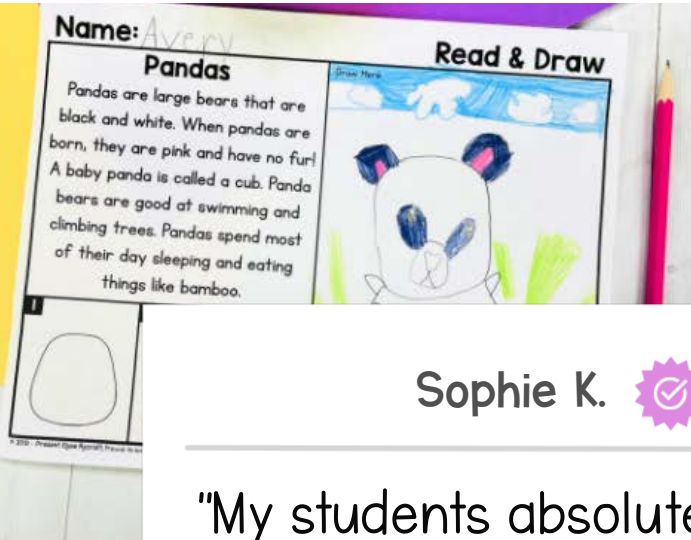
Why You Need DRAW animals

- This themed directed drawing resource has everything you need to teach your students how to draw.
- Children learn to draw a variety of kid-friendly pictures while building fine motor skills and using their creativity.
- The drawings are things that young children should learn to draw that will help them draw independently.
- This resource saves you time as it comes with everything you'd need to spark creativity and build confidence in your students!
- Many print-and-go options, as well as reading and writing activities, make this a resource that can be easily differentiated.
- There are a variety of templates to give your students choice to create drawings and writing they're proud of and excited to share!

Check out the [BUNDLE](#) with 125 drawings!



Teachers Love our drawings



Sophie K.



"My students absolutely loved these directed drawings! I am excited to use them when we learn about zoo animals in a few weeks."




Our drawings are enjoyed in thousands of classrooms worldwide!

20 Drawings in this Resource


Pets:

dog
cat
hamster
fish
bunny




Farm:

horse
pig
chicken
goat
cow



Ocean:

crab
starfish
jellyfish
shark
whale






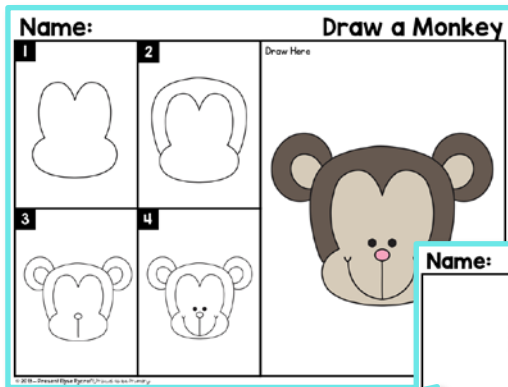
Zoo:

monkey
lion
elephant
hippo
panda



4 & 6-STEP DRAWINGS

Different templates are provided with 4 or 6 step instructions. Draw a picture with 4-step instructions that are up-close and easy to follow. Draw a picture following 6-step written or image instructions on a separate page.




Create a student drawing journal or portfolio with a collection of their best work and a cover.


Name: _____

Draw a Monkey

1




2



Draw Here



3

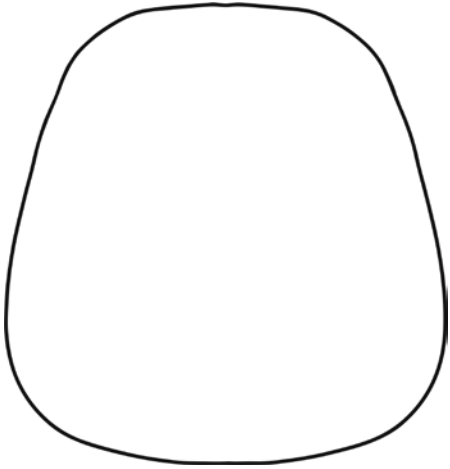


4




Draw a Panda


1



2




3



4



6



Name:

Draw a Panda



WRITING ACTIVITIES

There are a variety of templates for writing practice with two types of writing lines.

Name: _____ **Draw & Write a Dog Story**

Follow the steps to draw a picture. Then, use the vocabulary word list to write a short story.

1

2

3

4

5

bark	paw	treat	bone
pet	tail	ball	fetch

My family has a pet dog named Buster. He is light brown with a long tail and four paws. He likes to play fetch with his ball and eat a bone for a treat.

© 2015 Present Eye Kyralf, Proud to be Primary
www.proudtobeprimary.com

Type 1: Follow the steps to draw a picture and write a short story using the vocabulary word list.

Type 2: Answer an opinion question by drawing a chosen answer and writing a sentence.

Name: _____ **Which pet would you rather have?**

Select and draw a picture to represent your answer. Then, write a reason why.

1

2

3

4

5


1

2

3

4

5




I would rather have a cat for a pet. I think they are so cute and I love when they meow.

© 2015 Present Eye Kyralf, Proud to be Primary
www.proudtobeprimary.com


Name: _____

Draw & Write a Dog Story

Follow the steps to draw a picture. Then, use the vocabulary word list to write a short story.



Draw Here



bark

pet

tail

bone

ball









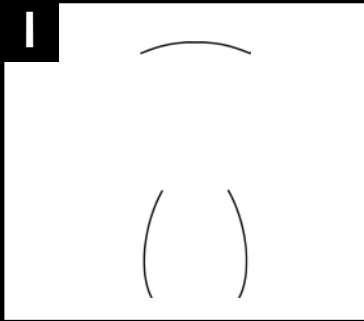
fetch

My family has a dog named
Moose. He is big brown with a long
tail and four paws. He likes to play
fetch with his ball and eat a bone
for a treat.

Name: _____

Which pet would you rather have?

Select and draw a picture to represent your answer. Then, write a reason why.



Draw Here



I would rather have a cat for a

pet. I think they are so cute and I love when they meow.

READING ACTIVITIES


There are 3 differentiated reading activities using a reading passage. Read a short passage and draw a corresponding picture. Then, either circle to answer a comprehension question or record three sight words from the text.

Name: _____ **Read & Draw**


Horses
Read the passage and answer the question.

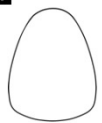
Horses are large animals that can sometimes be found on a farm. They are tall animals with a tail and a mane. Each of their feet only has one toe, called a hoof. Female horses are called mares, male horses are called stallions, and baby horses are called foals.


Draw Here





What animal also has hooves?




1


2


3


4


5



© 2018 - Present Eyes Kgoroff, Proud to Be Primary

Name: _____ **Read & Draw**

Chickens
Read the passage and highlight your sight words.


Chickens are birds that often live on the farm! Male chickens are called roosters and female chickens are called hens. Hens lay eggs that people eat. A baby chicken is called a chick. A family of chicks is a brood. Sometimes, chickens live in little houses called coops.


Draw Here





Write some of the sight words you found.


1. are ----- 3. and -----
2. in ----- 4. of -----

1


2


3


4



5



www.proudtobepimary.com

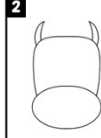
Name: _____ **Read & Draw**


Cows
Cows are black and white animals that normally live on a farm. Some cows are also different colors like brown. Farmers and people get milk from cows. A baby cow is called a calf. Cows eat grass and hay. They spend up to eight hours a day chewing!


Draw Here




1


2


3


4


5


© 2018 - Present Eyes Kgoroff, Proud to Be Primary

Name: _____

Read & Draw

Cows

Cows are black and white animals that normally live on a farm. Some cows are also different colors like brown. Farmers and people get milk from cows. A baby cow is called a calf. Cows eat grass and have horns. They spend up to eight hours a day


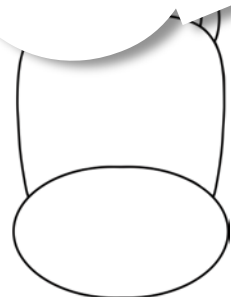
Draw Here




1




wings



4



5



Name: _____


Read & Draw

Chickens

Read the passage and highlight your sight words.




Chickens are birds that often live on the farm! Male chickens are called roosters and female chickens are called hens. Hens lay eggs that people eat. A baby chicken is called a chick. A family of chickens is called a brood. Sometimes chickens live in a little house called a coop.

Draw Here



Write the sight words you found.

1. the _____
2. in _____
3. and _____
4. of _____



Name: _____

Read & Draw

Horses


Read the passage and answer the question.

Horses are large animals that can sometimes be found on a farm. They are tall animals with a tail and a mane. Each of their feet only has one toe, called a hoof. Female horses are called mares, and male horses are called stallions.

Draw Here




Which animal also has hooves?



horses are called _____

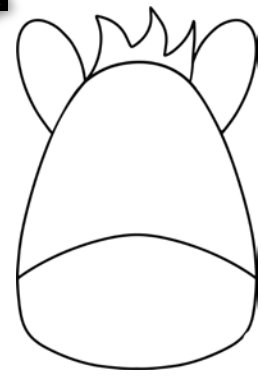
1



2




3



4



5




VERSATILE ACTIVITIES


There are fun versatile pages included to encourage choice.

Name: _____ **Draw & Write**

1 2 3 4 5




Draw Here



The whale was swimming in the ocean one day. It was a friendly whale.

Draw a Whale




© 2018 Present Eggs. Proud to be Primary. www.presenteggs.com

Type 1: Draw a picture in the space provided with the 5-step instructions. Cut and paste a strip at the top of the page.

Type 2: Pick and choose what to draw a picture of in the space provided with your choice of 5-step drawing.


Name: _____ **Pick & Draw**

Using your chosen directed draw strips, create a picture! Then, write a story to match.



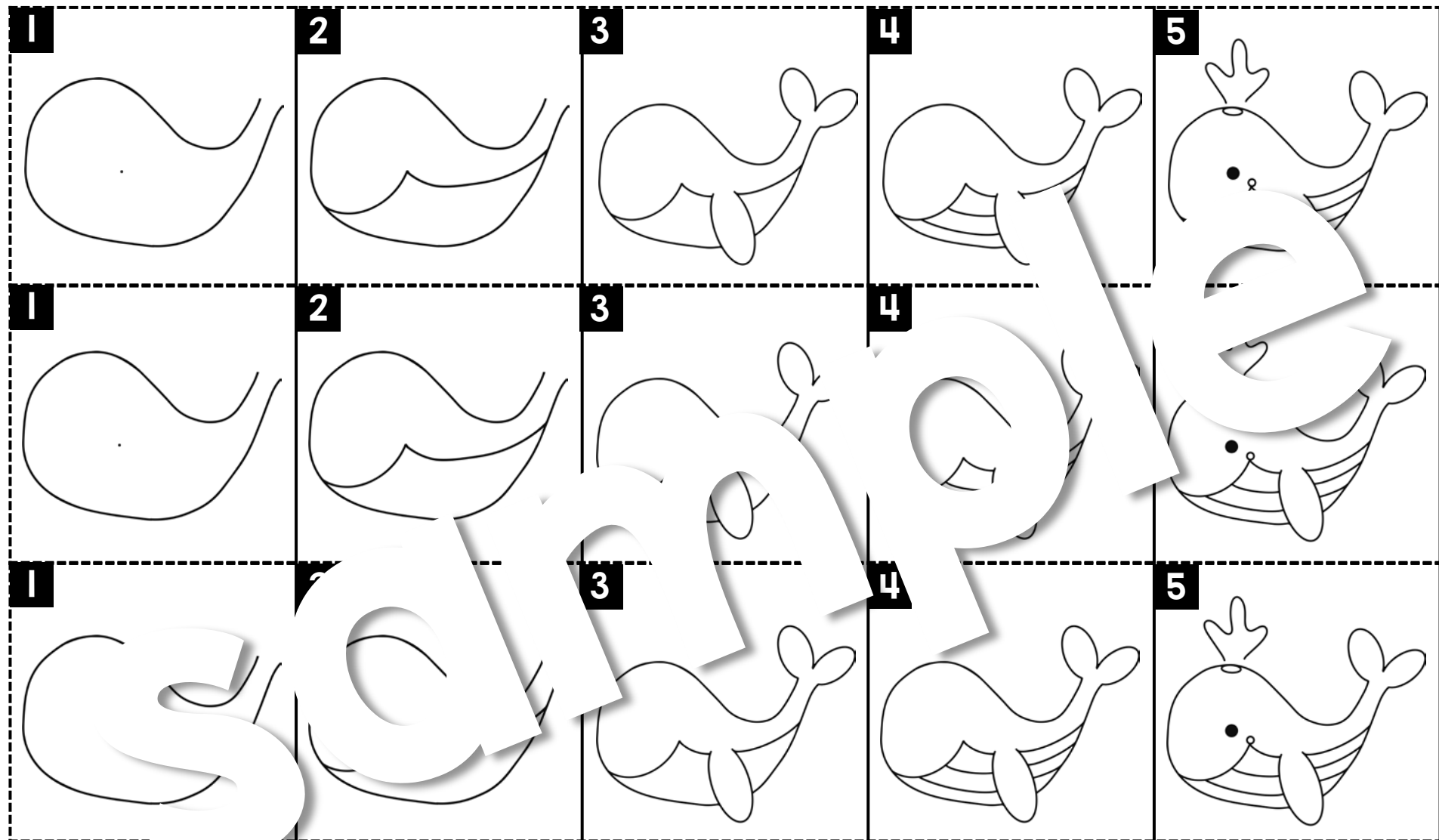
The hippo was taking a nice nap in the sun. He decided to get up and go for a swim.

Pick and Draw Activity Strips



© 2018 Present Eggs. Proud to be Primary. www.presenteggs.com

Draw a Whale



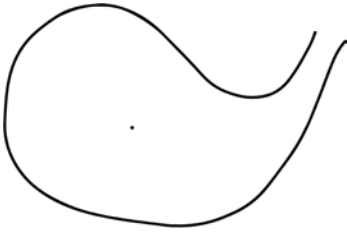
Options for use: Cut out strips and...

1. Glue onto the template provided.
2. Complete a drawing and write a story about it on the writing paper provided.
3. Use strip as a guide to draw independently in a drawing book.

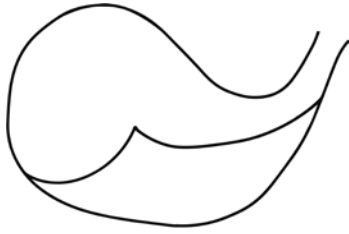
Name: _____

Draw & Write


1




2




3



4



5



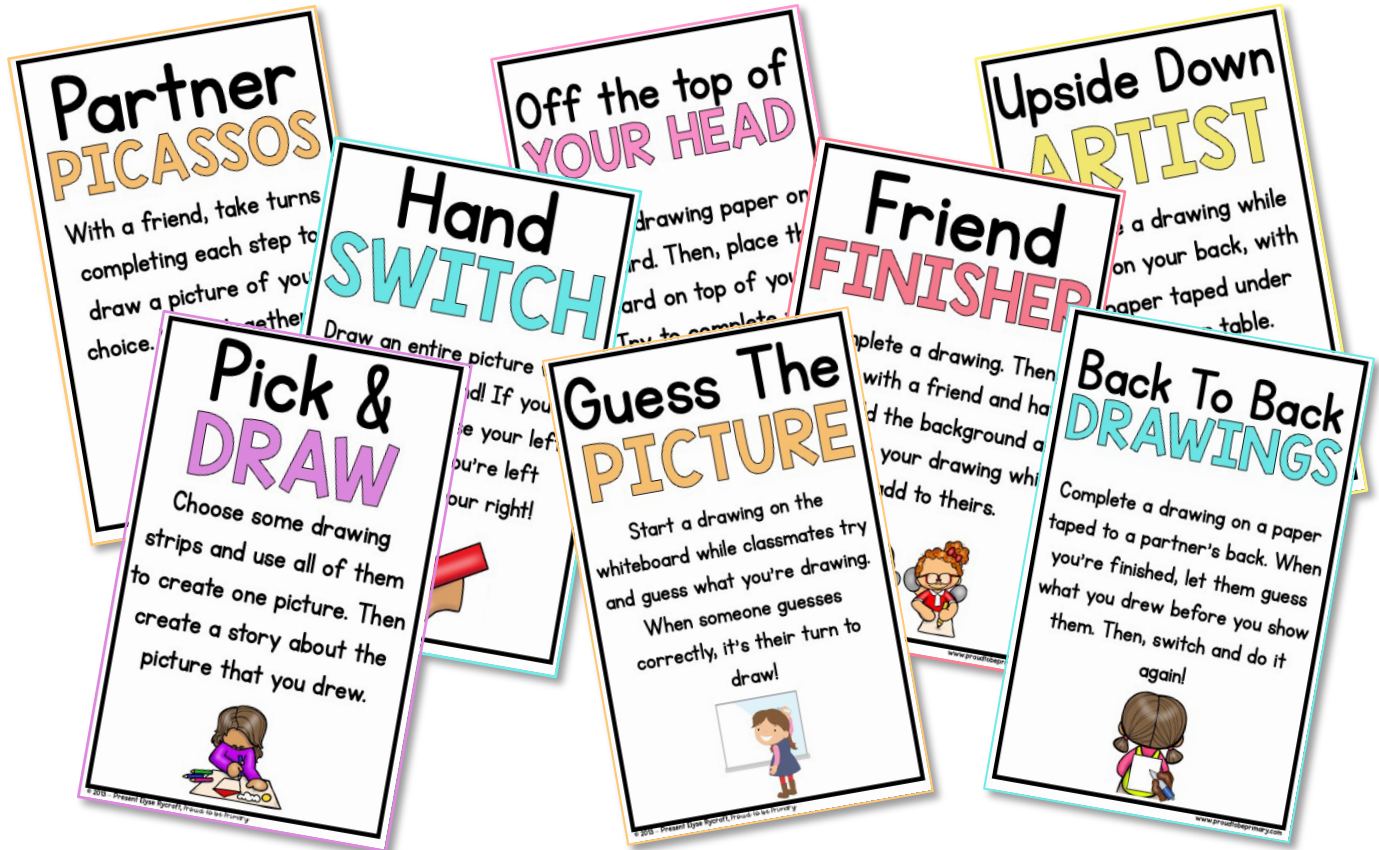
Draw Here



The crown whale was
swimming in the
ocean one day. It
was looking for a
friend to play.

TASK CARDS

Create more fun drawing opportunities using the directed drawing task cards! Available in color and black & white.



Use **DIRECTED** draws for...

- ♥ Art & drawing lessons
- ♥ Whole group activities
- ♥ "FUN" Friday
- ♥ Early finisher activities
- ♥ Morning work
- ♥ Small group activities
- ♥ Sub-plans
- ♥ Home activities
- ♥ & More!

Name: Elyse

Draw & Write a Chick

Follow the steps to draw a picture. Then, use the vocabulary word list to write a...

1 2 3 4 5

egg	chick	coop
hen	beak	rooster

One day, the chicken left the red barn. He said goodbye to little hens and the silly rooster. He waved his wing and took his beak. He crossed the road to get to the other side where he laid his egg. It was a good day for chicken!

Proud to be Primary

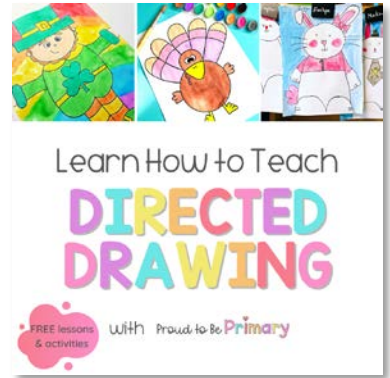
www.proudtob

TEACH directed drawing


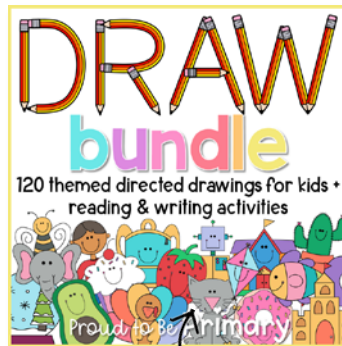
With Elyse from Proud to Be Primary

Learn how to teach
directed drawing &
get tutorials in our
FREE training

CLICK TO JOIN



Drawing resources for K-2



Click the images to see the Directed Drawing BUNDLES
with **EVERYTHING** you need for the whole year!

Want a FREE sample of our directed drawings?



SIGN UP TO GET A SEASONAL DIRECTED DRAWING PACK FOR FREE!



I'd love for you to try a sample of our directed drawings and activities with your students to see if it is a perfect fit for you and your students!

[**CLICK HERE TO
GRAB YOUR
FREE SAMPLE!**](#)