

WINTER

Writing  
and

Words



PROUD TO BE PRIMARY © 2015

# WINTER writing & words



## Winter Theme Words

**Easy prep:** Print (enlarge to 11"x17" if you wish) and cut along the center line. Provide each student with their own word.

**Lesson Idea:** Have students illustrate the word by drawing a detailed picture and then color it. You could also have your students look up the definition of their word and write it down as well. They could "teach" their word to the class.

### Other ways to use

**this:** Post the completed theme words in a pocket chart or on a ring in your writing center for easy reference during writing.




# WINTER writing & words

## Winter Word Activities

**Easy prep:** Simply print and go with these word work activities that are simple to explain and have your students work on independently.

**Other ways to use these:** These activities are great for morning work, work for fast finishers, or word work centers. Complete as a class, independently, or in partners.

**Lesson Idea:** The 'Winter Scavenger Hunt' is a fun activity to do outside with your class. Have your students bring clipboards and the sheet to record the different things they notice about the weather, animals, and trees in winter.



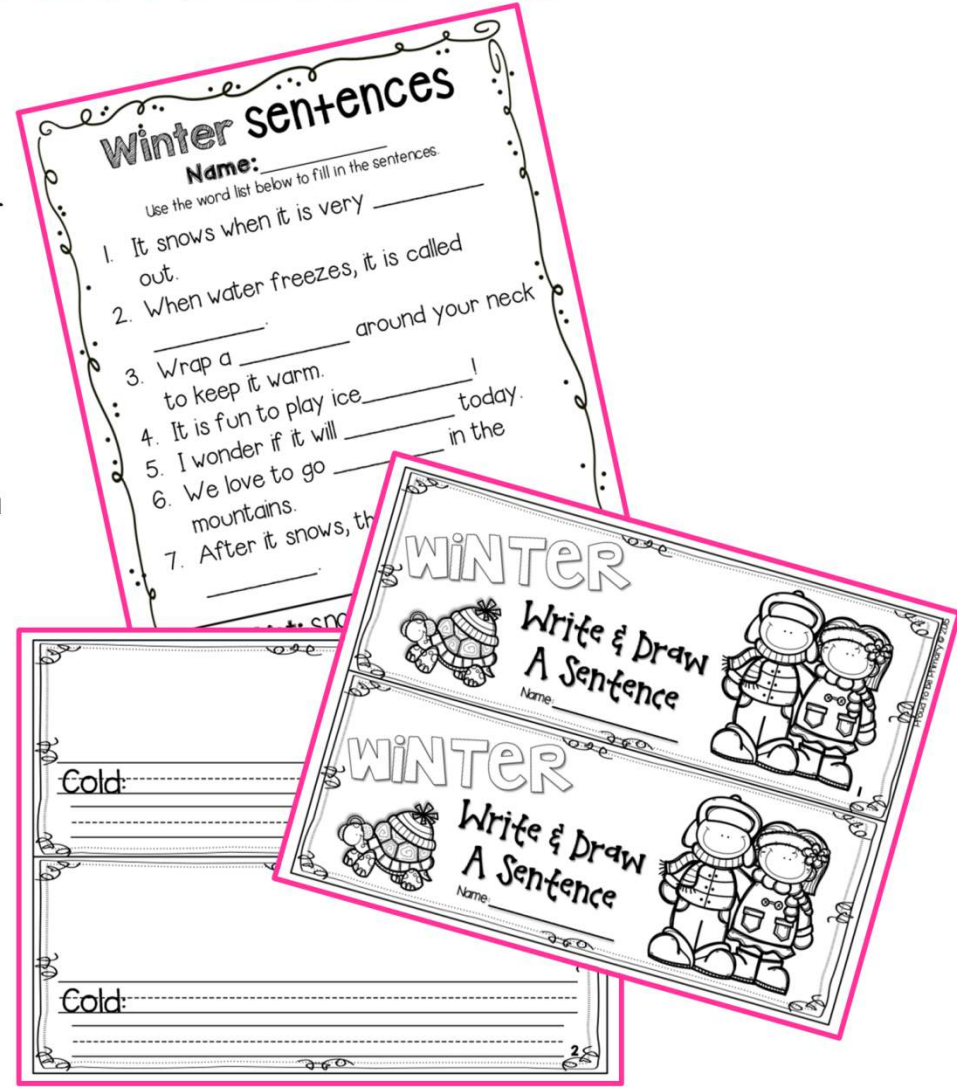
# WINTER writing & words

## Winter sentences

**Easy prep:** Simply print and go with the 'Winter Sentences' worksheet. The 'Write & Draw a Sentence' mini books must be printed off as a booklet and then stapled and cut along the middle.

**Lesson Idea:** Have students practice their reading and writing skills with these sentence activities. The mini book is great for practicing letter formation, handwriting, and sentence structure.

**Other ways to use these:** These activities are great for morning work, work for fast finishers, or word work centers. These are also useful for sending home for homework.



# WINTER writing & words


## Winter Visualizing and Following Directions

**Easy prep:** Print and provide a sheet to each student. They will also need a pencil and materials for coloring.

**Lesson Idea:** Read the steps in the instructions to your class as they color in the picture or read the story to your class as they draw the appropriate items.

### Other ways to use

**this:** These activities are useful as assessment tools to check your students listening skills and ability to follow directions.



# WINTER writing & words

## Winter creative writing

**Easy prep:** Print off the writing paper for each student. Optional templates given to create easy crafts to go along with student writing.

**Lesson Idea:** Put a photograph of your students inside the snow globe or snowflake template to create a cute, writing display. Read a picture book related to the writing topic to encourage ideas.

### Other ways to use

**this:** Give your students the Create-a-Story board and writing paper and have them create their own creative story using the words on the board.



# WINTER writing & words

## Winter How-to Writing

**Intro:** Teach your students about how-to writing using these fun topics. Discuss and plan as a class the steps before hand, if necessary. Give each student a copy of the template.

**Lesson Idea:** Use the craft pieces to create a snowman and then give the snowman a face. The steps to making the snowman craft can then be used for the writing activity. Together they make a great winter display!

### Other ways to use

**this:** There are some cute art ideas on Pinterest to go along with 'How to Catch a Snowflake.' Combine writing with an art activity.



# WINTER writing & words

## Winter Poetry Writing

**Intro:** Prepare your class for these poetry lessons by reading a non-fiction book about winter and brainstorming words and ideas about winter.

**Lesson Idea:** Create a funny poem with your class with the 'In the Winter' poem template. Have your students writing down things they can do in the winter (e.g., wear boots, drink hot chocolate), but can't do (e.g., wear flip flops, drink lemonade).

### Other ways to use

**this:** Come up with words that start with the letters for WINTER (e.g., W=windy) as a class to use for the Winter acrostic poem.





# WINTER writing & words

## Winter Non-Fiction Writing

**Intro:** Use non-fiction books to teach your class about the topic. Brainstorm ideas as a class, then have your students complete a brainstorming sheet.

**Lesson Idea:** After completing the brainstorming sheet or after coming up with ideas as a class, students can use the ideas to write a non-fiction story about the topic.

### Other ways to use

**these:** These writing topics connect well with science about animals and the weather.



# WINTER writing & words

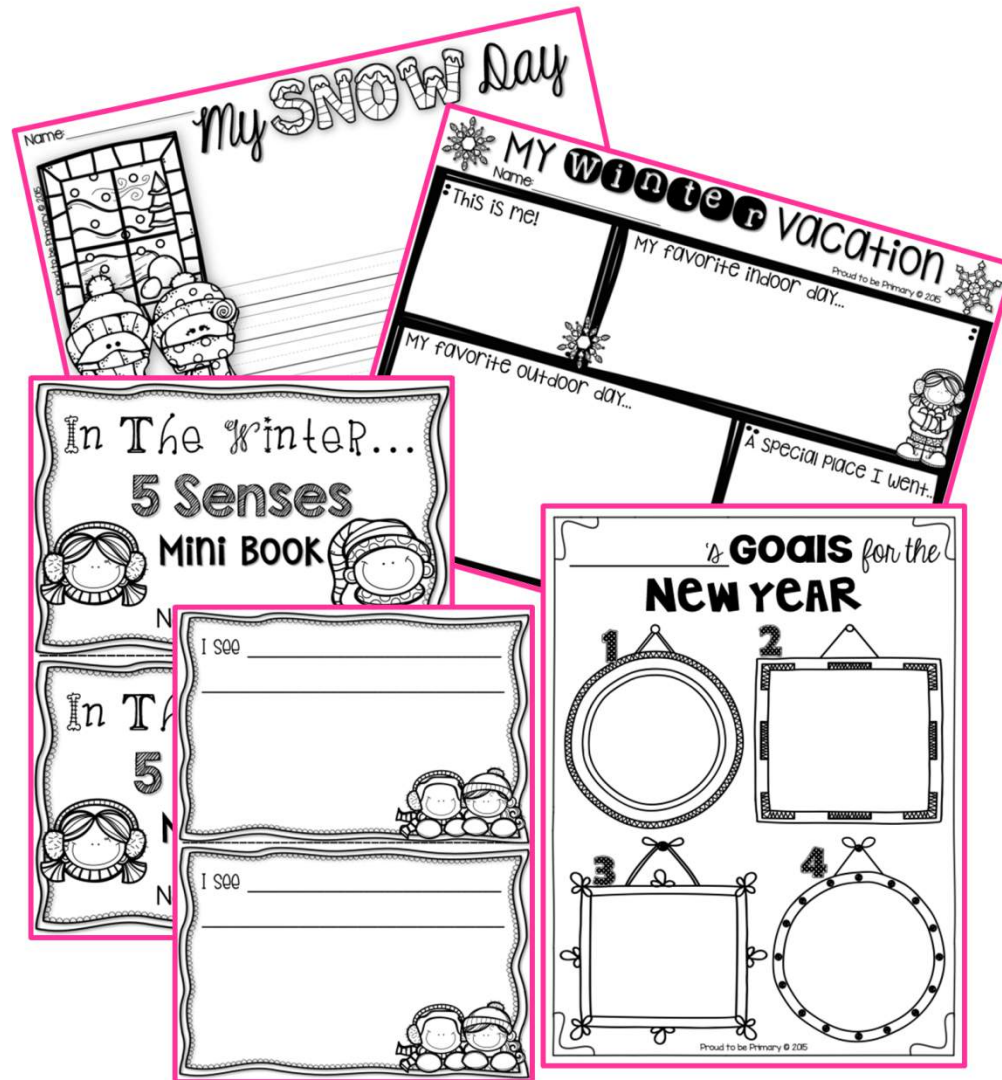
## Winter Personal Writing

**Intro:** Have class discussions about winter and the winter activities that students do. Have your students share how they spent their winter vacations.

**Lesson Idea:** Discuss with your students the meaning of a goal and make a list of different goals or new year's resolutions as a class. Have them choose 4 goals of the new year and record them on the goal sheet.

### Other ways to use

**this:** Brainstorm, as a class, all the winter things students can relate to winter using their senses. They can share what they see, feel, smell, taste, and hear in the 5 senses mini book.



# WINTER writing & words

## Winter Opinion & List Writing

**Easy prep:** The list templates can be easily printed off, cut and placed in your writing center as extra practice with listing winter words and winter favorites.

**Lesson Idea:** Teach your students about opinion writing with the 'Winter: Love it or Hate it?' activity. Discuss all the "good" and "bad" things about winter with your class and have them make their argument in a paragraph.

### Other ways to use

**this:** Print, cut and staple the 'In the Winter, I Love' mini books and have your students share the things that they love best about winter.



# WINTER writing & words

## Winter Write-a-Story Picture Prompts

**Easy prep:** These 'Write-a-Story' prompts make great, simple activities for your writing center or during your work on writing time.

**Lesson Idea:** Have students examine the photograph (the setting) and think of a story idea. They could come up with names of the characters, a problem, and a solution. Have them prepare for writing by sharing their ideas with a partner.

### Other ways to use

**this:** Start with your students writing the beginning of the story and giving their story a title about the photograph. The photograph will help your students come up with ideas.



# WINTER writing & words

## Winter Story Responses

**Easy prep:** Print off 'The Mitten' sequencing booklets, cut in half, and staple. The book 'The Mitten' by Jan Brett and discuss the order of the animals.

**Lesson Idea:** A great lesson for teaching your students about sequencing. They could complete the sentences in the booklet and color the animals. After completing the books, have your students read and act out their stories in small groups.

**Other ways to use this:** The story response graphic organizers are great at checking reading comprehension. Have your students complete independently or the same as the class after a read aloud.

