

# SUMMER writing & words


## Summer Theme Words

**Easy prep:** Print (enlarge to 11"x17" if you wish) and cut along the center line. Provide each student with their own word.

**Lesson Idea:** Have students illustrate the word by drawing a detailed picture and then color it. You could also have your students look up the definition of their word and write it down as well. They could "teach" their word to the class.

### Other ways to use

**this:** Post the completed theme words in a pocket chart or on a ring in your writing center for easy reference during writing.



# SUMMER writing & words

## Summer Word Activities

**Easy prep:** Simply print and go with these word work activities that are simple to explain and have your students work on independently.

**Other ways to use these:** These activities are great for morning work, work for fast finishers, or word work centers. Complete as a class, independently, or in partners.

**Lesson Idea:** The 'Summer Scavenger Hunt' is a fun activity to do outside with your class. Have your students bring clipboards and the sheet to record the different things they notice about the weather, animals, and trees in summer.



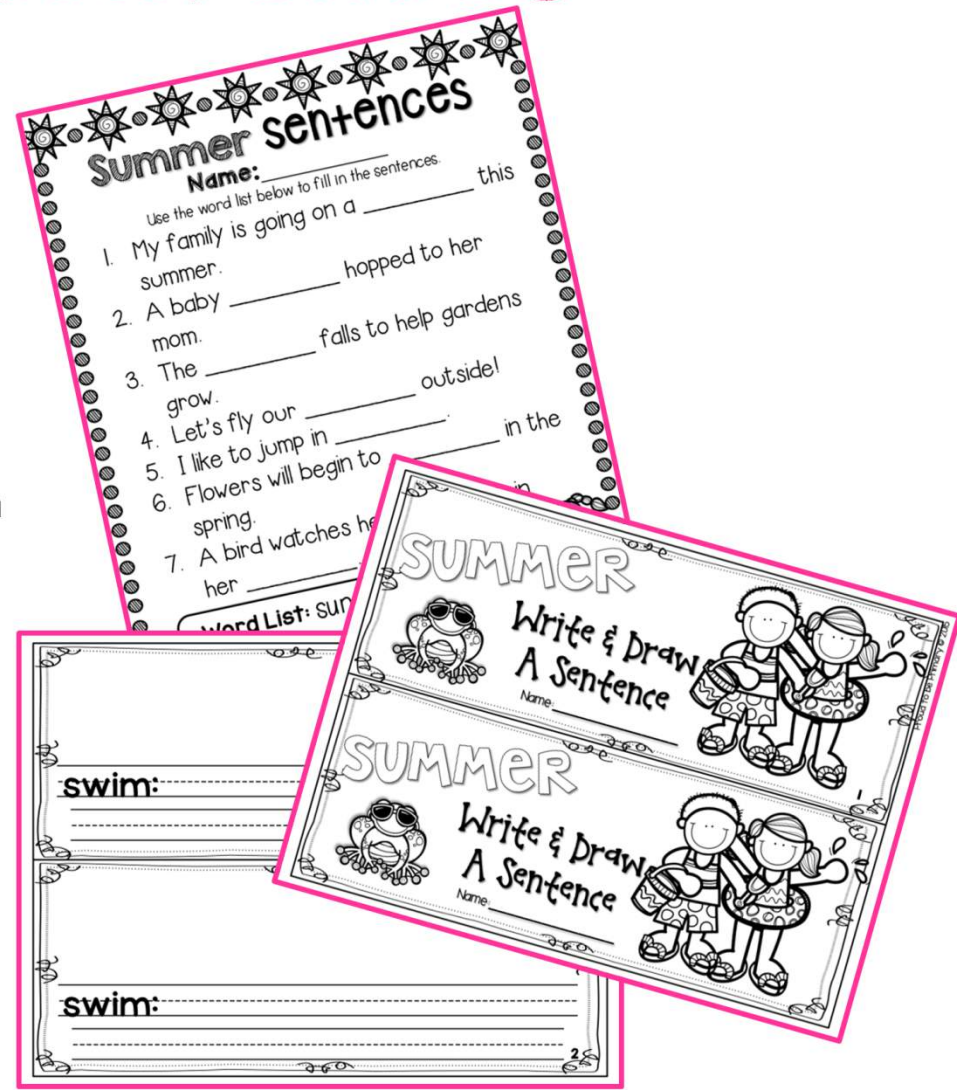
# SUMMER writing & words

## summer sentences

**Easy prep:** Simply print and go with the 'Summer Sentences' worksheet. The 'Write & Draw a Sentence' mini books must be printed off as a booklet and then stapled and cut along the middle.

**Lesson Idea:** Your students will practice their reading and writing skills with these sentence activities. The mini book is great for practicing letter formation, handwriting, and sentence structure.

**Other ways to use these:** These activities are great for morning work, work for fast finishers, or word work centers. These are also useful for sending home for homework.



# SUMMER writing & words

## Summer Visualizing and Following Directions

**Easy prep:** Print and provide a sheet to each student. They will also need a pencil and materials for coloring.

**Lesson Idea:** Read the steps in the instructions to your class as they color in the picture or read the story to your class as they draw the appropriate items. These activities can also be completed independently or with a partner.

**Other ways to use this:** These activities are useful as assessment tools to check your students listening skills and ability to follow directions.



# SUMMER writing & words

## summer creative writing

**Easy prep:** Print off the writing paper for each student. Optional templates given to create easy crafts to go along with student writing.

**Lesson Idea:** Put a photograph of your students inside the hot air balloon or their head on the sea turtle body to create a cute, writing display. Read a picture book related to the writing topic to encourage ideas.

### Other ways to use

**this:** Give your students the Create-a-Story board and writing paper and have them create their own creative story using the words on the board.



# SUMMER writing & words

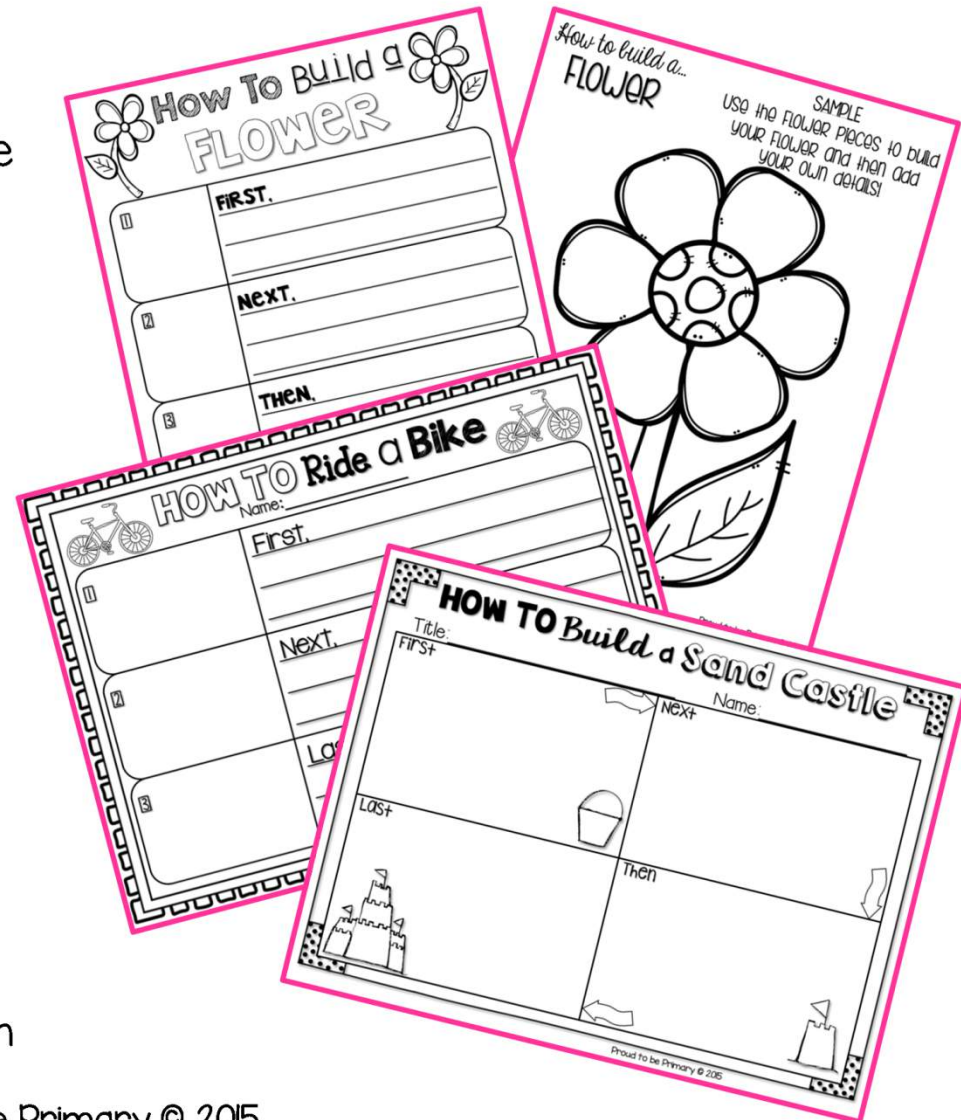
## summer How-to Writing

**Intro:** Teach your students about how-to writing using these fun topics. Discuss and plan as a class the steps before hand, if necessary. Give each student a copy of the template.

**Lesson Idea:** Use the craft pieces to create a flower and then decorate the flower. The steps to making the flower craft can then be used for the writing activity. Together they make a great spring display!

### Other ways to use

**this:** Head to Pinterest to find some cute art ideas to go along with 'How to Build a Sandcastle.' Combine writing with an art activity.



# SUMMER writing & words

## Summer Poetry Writing

**Intro:** Prepare your class for these poetry lessons by reading a non-fiction book about summer and brainstorming words and ideas about summer.

**Lesson Idea:** Create a funny poem with your class with the 'In the Summer' poem template. Have your students writing down things they can do in the summer (e.g., wear flip flops, go to the beach, swim in the ocean), but can't do (e.g., jump in leaves, wear boots, build a snowman).

**Other ways to use**

**this:** Come up with words that start with the letters for SUMMER (e.g., S=sunshine) as a class to use for the Summer acrostic poem.



# SUMMER writing & words

## Summer Non-Fiction Writing

**Intro:** Use non-fiction books to teach your class about the topic. Brainstorm ideas as a class, then have your students complete a brainstorming sheet.

**Lesson Idea:** After completing the brainstorming sheet or after coming up with ideas as a class, students can use the ideas to write a non-fiction story about the topic.

### Other ways to use

**these:** These writing topics connect well with science about animals and the weather.






# SUMMER writing & words

## Summer Personal Writing

**Intro:** Have class discussions about summer and the summer activities that students do. Have your students share how they will spend their Summer Vacation.

**Lesson Idea:** Give your students their own summer journal to record special days throughout the summer. Have them return it to school so they can share it with their new classmates.

**Other ways to use this:** Brainstorm, as a class, all the summer things students can relate to summer using their senses. They can share what they see, feel, smell, taste, and hear in the 5 senses mini book.



# SUMMER writing & words

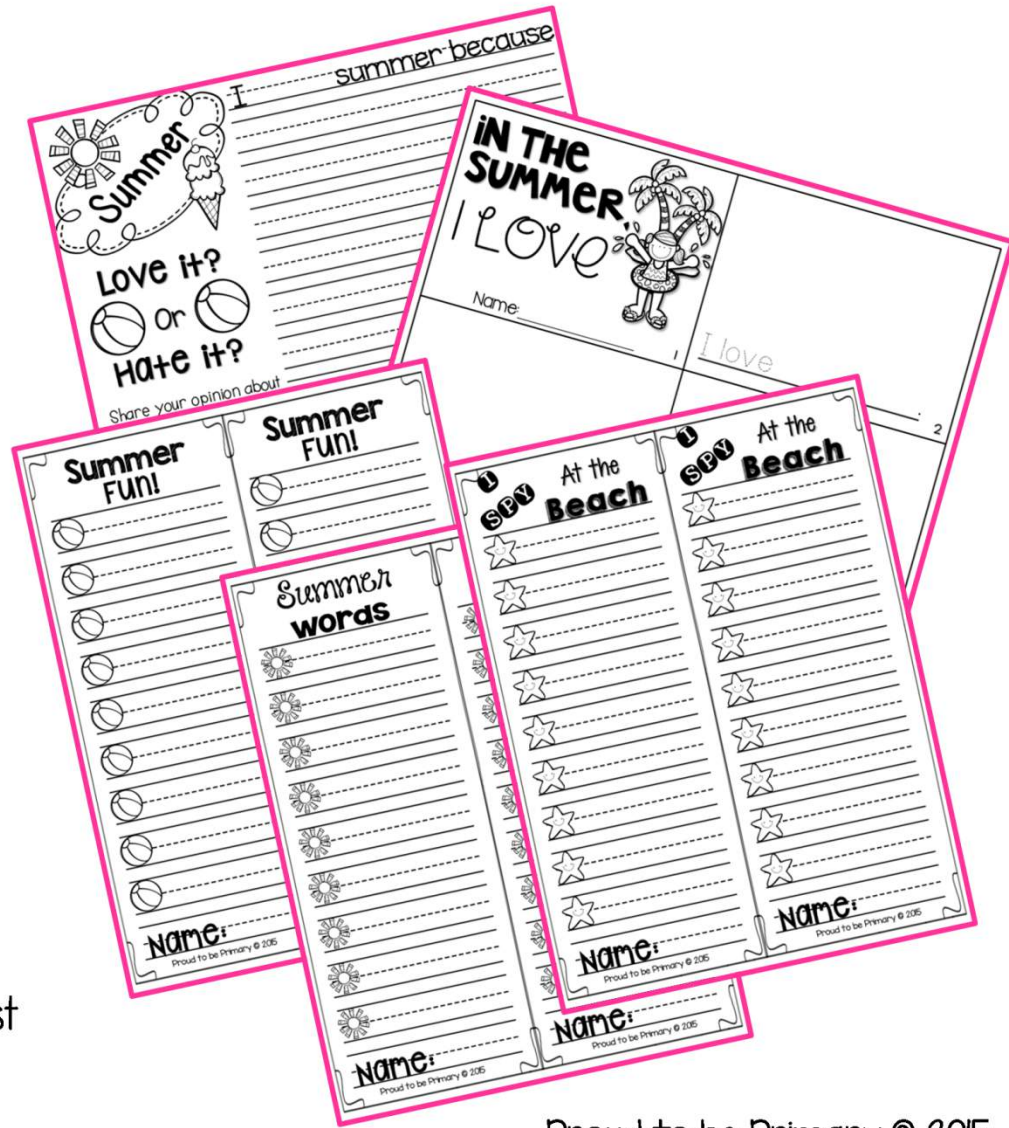
## Summer Opinion & List Writing

**Easy prep:** The list templates can be easily printed off, cut and placed in your writing center as extra practice with listing summer words, changes, and favorites.

**Lesson Idea:** Teach your students about opinion writing with the 'Summer: Love it or Hate it?' activity. Discuss all the "good" and "bad" things about summer with your class and have them make their argument in a paragraph.

### Other ways to use

**this:** Print, cut and staple the 'In the Summer, I Love' mini books and have your students share the things that they love best about summer.



# SUMMER writing & words

## Summer Write-a-Story Picture Prompts

**Easy prep:** These 'Write-a-Story' prompts make great, simple activities for your writing center or during your work on writing time.

**Lesson Idea:** Have students examine the photograph and think of a story idea. They could come up with names of the characters, a problem, and a solution. Have them prepare for writing by sharing their ideas with a partner.

### Other ways to use

**this:** Start with your students writing the beginning of the story and giving their story a title about the photograph. The photograph will help your students come up with ideas.



# SUMMER writing & words

## SUMMER STORY RESPONSES

**Easy prep:** Print off 'Panda Bear, What Do You See?' sequencing booklets, cut in half, and staple. Read the book by Eric Carle and discuss the order of events..

**Lesson Idea:** A great lesson for teaching your students about sequencing. They can write out what happens on each page and color the picture. After completing the book, have your students read and act out their stories in small groups.

**Other ways to use this:** The story response graphic organizers are great at checking reading comprehension. Have your students complete independently or the same as the class after a read aloud.

