

Long Vowel, Silent E phonics mats



25 Pages of
Activities

Decodable,
Comprehension
Passages

Reading &
Writing
CVCE Words

Engaging
Phonics
Activities

No-Prep &
Versatile

phonics mats

Long Vowel, Silent E Comprehension

2 Levels of fluency pages and follow-up comprehension questions and activities to complete.


Repeated readings to work on fluency.

Various tasks to check for understanding.


Name: _____ **Date:** _____

The Shopping Trip
Read the passage 3 times. Color in a shape each time.

Dane and Nate were in a race. Dane and Nate ran in a maze. Dane and Nate ran in a cave. Dane and Nate ran past a lake. In the end, Dane and Nate both came in first place.



Make a Connection
Draw a picture about what the story reminds you of.



Answer the Question
Read the questions and check off the correct answers.

1. Dane and Nate were in a _____.
 race lake wake

2. Dan and Nate got first _____.
 space place face

Story Details
Highlight 3 word with long a in the story. Draw a picture for each.

1	2	3
---	---	---


© 200 - Present, Evan Rappoff - Proud To Be Primary www.proudtobepimary.com

Practice blending and writing syllables.


Name: _____ **Date:** _____

Wade and Dave
Read the passage 3 times. Color in a shape each time.

Wade, Dave, and Kate are best mates. It is a special date. Wade and Dave bake a cake to take to Kate. They race to see Kate. Kate has a smile on her face and takes the cake. Kate has a plate for Wade and Dave.



Illustrate the Story
Draw a picture about the story.



Complete the Activity
Circle 4 words with a long a sound. Write them below.

1. _____	3. _____
2. _____	4. _____

Answer the Questions
Read the questions and answer them using complete sentences.

1. What did Wade and Dave do for Kate?

2. Why do you think that Wade and Dave did that for Kate?

© 200 - Present, Evan Rappoff - Proud To Be Primary www.proudtobepimary.com

Comprehension checks.

Name: _____ Date: _____

Wade and Dave

Read the passage 3 times. Color in a shape each time.

Wade, Dave, and Kate are best mates. It is a special date. Wade and Dave bake a cake to take to Kate. They race to see Kate. Kate has a smile on her face and take the cake. Kate has a plate Wade and Dave.



Illustrate the Story

Draw a picture to illustrate the story.



Complete the Activity

Circle the words with a long a sound. Write them below.

1. _____	3. _____
2. _____	4. _____

Answer the Questions

Read the questions and answer them using complete sentences.

1. What did Wade and Dave do for Kate?

2. Why do you think that Wade and Dave did that for Kate?

Name: _____ Date: _____

The Shopping Trip

Read the passage 3 times. Color in a shape each time.

Dane and Nate were in a race. Dane and Nate ran in a maze. Dane and Nate ran in a cave. Dane and Nate ran past a lake. In the end, Dane and Nate both came in first place.



Make a Connection

Draw a picture at the end of the passage that reminds you of it.



Answer the Question

Read the questions and check off the correct answers.

- Dane and Nate were in a _____.
 race lake wake
- Dane and Nate got first _____.
 space place face

Story Details

Highlight a word with long a in the story. Draw a picture for each.

1

2

3

phonics mats

Long Vowel, Silent E – Type #1


Students practice recognizing, producing, and writing long vowel and silent e words.

Work on sentence writing.

Name: _____ Date: _____

Write A Sentence


Read and trace the long a word. Then, write a sentence with the word.




ape

Fill It In


Look at each picture. Fill in the boxes to spell the silent e words. (words with long i sounds)



i e



i e



i e




Add and Match

Add a silent e to each long u word. Then, draw a line to the correct picture.

mut

cub

hug



Isolate and write letter sounds.

Practice decoding words to read.

Name: _____ Date: _____

Write A Sentence

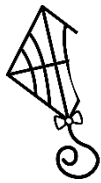
Read and trace the long a word. Then, write a sentence with the word.




ape

Fill It In


Look at each picture. Fill in the boxes with the silent e words. (words with long i sound)



_____ e



_____ e



_____ i _____ e

Read and Match

Read the words. Draw a line to each long u word. Then, draw a line to the correct picture.

nut

cup

hug



phonics mats

Long Vowel, Silent E – Type #2


Students practice recognizing, producing, and writing long vowel and silent e words.

Opportunity to write words with long vowels.


Name: _____ **Date:** _____

I Spy
Read each long e word.
Find and circle or color the picture.

hole bone
home rope



Spell It Out
Look at the picture and write the long e word.
Don't forget the silent e!



Fill It In
Fill in the silent e at the end of each word.
Then, read and write the word.

ba k _____
ho p _____
ti d _____



Practice with decoding and matching to check for understanding.

Practice writing words with silent e.

Name: _____ Date: _____

I Spy

Read each long o word.
Find and circle or color the picture.

o hole

o bone

o home

o rope



Spell It Out

Look at the picture and write the long a word.
Do not forget to write the silent e!



Fill It In

Fill in the silent e at the end of each word.
Then read and write the word.

b a k

h o p

t i d

phonics mats

Long Vowel, Silent E – Type #3

Students practice recognizing, producing, and writing long vowels and silent e words.

Opportunity to practice handwriting.

Name: _____ Date: _____

Rainbow Write

Use different colors to trace the words. Read them each 3 times.

sale

tile

code

cute

Tap and Map

Cross out the silent e in each word. Then, tap to read it and rewrite it.

5 five



time



ride

Word Search

Look in the table and circle or highlight the words with short /a/.

Q	F	W	E	R	T	Y	U
P	L	A	T	E	P	O	I
I	U	A	S	T	U	N	E
L	T	D	D	O	M	E	F
E	E	D	I	V	E	G	H
J	K	L	Z	C	A	G	E

CAGE

DIVE

DOME

TUNE

FLUTE

VOTE

PILE

LATE

Decode, read, and write words.

Recognize and find words.

Name: _____ Date: _____

Rainbow Write

Use different colors to trace the words. Read them each 3 times.

sale

tile

code

cute

Tap and Map

Cross out the silent e in each word. Tap + _____ it and rewrite it.

5 five



time



side

Word Search

Look at the table and circle the words with short /a/.

Q	E			R	T	Y	U
P	L	A	T	E	P	O	I
T	U	A	S	T	U	N	E
L	T	D	D	O	M	E	F
E	E	D	I	V	E	G	H
J	K	L	Z	C	A	G	E

CAGE

DIVE

DOME

TUNE

FLUTE

VOTE

PILE

PLATE

phonics mats

Long Vowel, Silent E – Type #4

Students practice recognizing, producing, and writing long vowel and silent e words.

Decode and match to show understanding.

Name: _____ **Date:** _____

Read and Color
Tap out the sounds and then blend to read the word. Color the picture that matches.

Match It Up!
First, draw a line to match the picture to the long vowel it has. Then, draw a line to the word and fill in the missing vowel.

Listen and Write
Say each picture and write the long vowel you hear in it. Then, write another word (real or nonsense) with the same long vowel. (With a silent e)

© 2003 - Present, Elyse Rycroft - Proud To Be Primary www.proudtobeprimary.com

Isolating long vowel sounds.

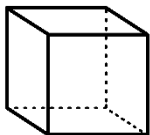
Fine motor practice with writing words.

Name: _____ Date: _____

Read and Color

Tap out the sounds and then blend to read the word. Color the picture that matches.

cube



cane



tape




mane



Match It Up!

First, draw a line to match the picture to the word. Then, draw a line to the word that has the same vowel.



i

c

o


c _ ge

p _ ke

d _ ce

Listen and Write

Look at each picture and write the long vowel you hear in it. Then, write another word (real or nonsense) with the same long vowel. (With a silent e)



_____	_____
-----	-----
_____	_____
-----	-----
_____	_____


phonics mats

Long Vowel, Silent E – Type #5

Students practice recognizing, producing, and writing long vowel and silent e words.

Name: _____ Date: _____

Write A Sentence
Fill in the missing letters to make the word. Then, write a sentence using that word.

 s m

Mark and Match
In each word, circle the long vowel and cross out the silent e. Then, read the word and draw a line to match it to the picture.








pipe 

plate 

robe 

What Doesn't Belong?
Look at the picture and fill in the long vowel in the word. Then, cross out the pictures that do not have the same long vowel.

 w v e

Presented by Elyse Rycroft - Proud To Be Primary
www.proudtobeprimary.com

Practice with sentence writing.

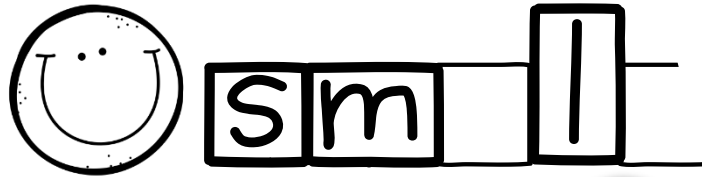
Isolating long vowel sounds.

Recognizing parts of a word.

Name: _____ Date: _____

Write A Sentence

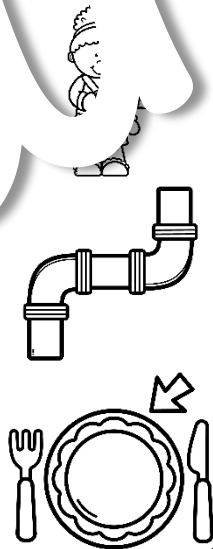
Fill in the missing letters to make the word. Then, write a sentence using the word.



Mark and Match


In each word, circle the long vowel and circle the silent e. Then, read the word and draw a line to match it to the picture.

pipe
plate
robe



Which Doesn't Belong?

Look at the picture and fill in the long vowel in the word. Then, circle the pictures that do not have the same long vowel.



phonics mats

Long Vowel, Silent E – Type #6

Students practice recognizing, producing, and writing long vowels and silent e words.


Fun, engaging coloring activity.

Name: _____ Date: _____

Students isolate ending sounds in long vowel words.

Color The Long A's

Color the picture according to the code.



- ake 
- ape 
- ale 
- ate 
- ane 

Digital phonics mats

Proud to Be Primary

Name: _____ **Date:** _____

Rainbow Write
Trace the words and read them each 3 times.

sale

tile

code

cute

Tap and Map
Cross out the silent e in each word. Then, tap to read it and rewrite it.

x 5 five x time x ride

Word Search
Look in the table and move the squares to cover the long vowel words.

Q	F	W	E	R	T	Y	U
P	L	A	T	E	P	O	I
I	U	A	S	T	U	N	E
L	T	D	D	O	M	E	F
E	E	D	I	V	E	G	H
J	K	L	Z	C	A	G	E

CAGE DIVE DOME TUNE
FLUTE VOTE PILE PLATE

© 2018 - Present, Elyse Ilyaroff - Proud To Be Primary www.proudtobeprimary.com

A link and instructions are provided to make a copy of a Google Slides™ document that you can use with your students.



Use **phonics mats** for...

- ♥ Independent reading
- ♥ Small group instruction
- ♥ Fast finishers
- ♥ Reader's Workshop
- ♥ Morning work
- ♥ Assessments
- ♥ Literacy centers
- ♥ Sub-plans
- ♥ Home practice

Why You Need

phonics mats

- Phonics Mats are aligned to the Science of Reading and Common Core Standards (Reading Foundational Skills, 1st Grade)
- Phonics mats help build reading fluency through repeated reading and provide long vowel CVCE silent e word practice.
- Help students build reading comprehension skills with follow-up questions and activities for each decodable passage.
- 25 engaging phonics mats to provide variety and keep interest high!



- Save time as your phonics & silent e activities are ready for you!
- This no-prep, versatile resource is great for independent reading, reader's workshop, small groups, sub-plans, morning work, literacy centers, home practice, and more!

Want a FREE Sample of phonics mats?



Click below to GET A FREE SET OF
phonics MATS FOR FREE!



I'd love for you to try this
resource with your
students to see if they
are a perfect fit for your
students!

CLICK HERE TO
GRAB YOUR
FREE SAMPLE!



Learn More About TEACHING PHONICS

Find simple and fun ways to teach phonics with hands-on activities and worksheets.

CLICK to learn more!



Literacy Resource Bundles for K-2



Click the images to see the different literacy bundles and resources to help you teach kids to read and spell!