

Short Vowel ACTIVITIES

phonics mats



**30+ Pages
of Activities**

**3 Levels of
Comprehension
Passages**

**Short
Vowel
Sounds**

**Engaging
Phonics
Activities**

**No-Prep &
Versatile**

© 200 - Present, Diane Ryecraft - Proud To Be Primary

www.proudtobeprimary.com

phonics mats

Short Vowel Comprehension

3 Levels of fluency pages and follow-up comprehension questions and activities to complete.

Practice distinguishing between letters.

Name: _____ Date: _____

Point and Read
Touch each letter. Say the letter and its short vowel sound. Do this 3 times and color a shape each time. Then, trace the letters on the line.

A a A a
A a A a
A a A a
A a A a

Match It
Say each letter and say its short vowel sound. Then, write the missing upper or lowercase letter.

A _____ A _____
a _____ a _____

© 2011 - Proud to Be Primary - About To Be Primary

Practice letter and sound association.

Name: _____ Date: _____

Point and Read
Touch each letter. Say the letter and its short vowel sound. Then, touch and read the word. Do this three times and color a shape each time.

A a A a cat
A a A a lab
A a A a dad
A a A a bag

Fill It In
Look at the picture. Then, fill in the missing letter.

m _ p
b _ t
c _ b
c _ p

Real or Nonsense?
Trace the short vowel. Then, tap and read the word. Circle if the word is real or nonsense.

plag
tag

© 2011 - Proud to Be Primary - About To Be Primary

Opportunities to practice using letter sounds.

Multiple opportunities to practice writing the letters.

Name: _____ Date: _____

Point and Read
Trace the letters and say its short vowel sound. Point and read each sentence and color a shape three times.

She put a tag on the bag.
Is dad sad or mad?
Get the map and a cap.
A rat sat on a mat.

Illustrate The Sentence
Draw a picture to match one of the sentences.

Answer the Question
Read the questions and check off the correct answers.

1. She put a _____ on the bag.
 wag rag tag

2. Is dad _____ or mad?
 bad sad had

3. The _____ sat on a mat.
 cat rat bat

© 2011 - Proud to Be Primary - About To Be Primary

Tasks that check student understanding.

Name: _____ Date: _____

Point and Read


Touch each letter. Say the letter and its short vowel sound. Do this 3 times and color a shape each time. Then, trace the letters on the line.

A	a	A	a	Aa
A	a	A	a	Aa
A	a	A	a	Aa
A	a	A	a	Aa

★ ★ ★

Find It

Say the picture. Fill in the missing short vowel sound. Circle 4 letters that make the same sound.



cat

to

Ad

Rd

Match It

Say each letter and say its short vowel sound. Then, write the missing upper or lowercase letter.


A	_____	A	_____
a	_____	a	_____

Name: ----- Date: -----

Point and Read

Touch each letter. Say the letter and its short vowel sound. Then, touch and read the word. Do this three times and color a shape each time.


A a A a cat





A a A a lab



A a A a bag



A a A a bag

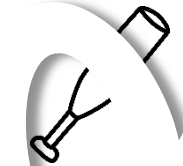


Fill It In

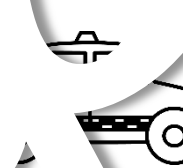
Look at the picture. Then, fill in the missing sound.



l _ _ _



h _ _ t



c _ _ b



c _ _ p

Real or Nonsense?

Trace the short vowel. Then, tap and read the word. Circle if the word is real or nonsense.

plag



tag



Name: _____ Date: _____

Point and Read


Trace the letters and say its short vowel sound. Point and read each sentence and color a shape three times.

Aa She put a tag on
the bag.

Aa Is dad sad or mad?

Aa Get the rat and a
cat.

Aa A rat sat on a mat.



Illustrate The Sentence

Draw a picture to match each of the sentences.

Answer the Question

Read the questions and check off the correct answers.

1. She put a _____ on the bag.
 wag rag tag
2. Is dad _____ or mad?
 bad sad had
3. The _____ sat on a mat.
 cat rat bat

phonics mats

Short Vowel Activities – Type #1

Students practice recognizing, producing, and writing short vowel sounds.

Practice listening for isolated sounds.

Name: _____ Date: _____

Picture Search

Touch the letter and say its short vowel sound. Find the 5 pictures that start with the same sound.



Match It Up

Sound out the word and fill in the missing short vowel. Draw a line to connect the word to its picture.



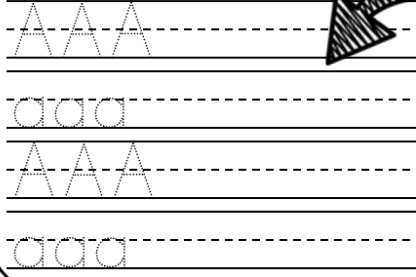
cr b

gl d

n p

Trace & Write

Practice tracing each capital and lowercase letter. Then write them.



Work on fine motor skills while printing letters.


Listen for a sound and fill in the letter.

Name: _____ Date: _____

Picture Search


A

Touch the letter and say its short vowel sound. Find the 5 pictures that start with the same sound.



Match It Up

Sound out the word and fill in the missing vowel. Draw a line to connect the word to its picture.



c _ t _ b
g l _ d
n _ p

Trace & Write

Practice writing each capital and lowercase letter. Then write them.

Tracing lines for uppercase 'A' and lowercase 'a'.

phonics mats

Short Vowel Activities – Type #2


Students practice recognizing, producing, and writing short vowel sounds.

Practice hearing and writing a short vowel sound.

Find the uppercase and lowercase versions of a letter.

Name: _____ **Date:** _____

Say, Write, Circle
Say the short vowel sound for the picture. Then print it and circle it.







f *l* *g*

A p l a
m a A O
a K n A
I A a j
b U A a

Write It
Touch each letter and say its short vowel sound. Write the letter to finish the words.



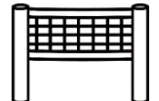
A A A A a a a a

v *n*  *y* *k* 

t *m* *p*  *c* *p* 

Which Doesn't Belong?
Touch the letter and say its short vowel sound. Then, say each picture. Cross out the picture that does NOT have that sound in the middle.

Aa

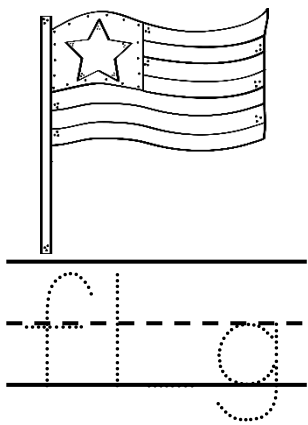
© 2003 - Present, Elise Rycroft - Proud To Be Primary www.proudtobeprimary.com

Practice listening and distinguishing between short vowel sounds.

Name: _____ Date: _____

Say, Write, Circle

Say the short vowel sound for the picture. Then print it and circle it.



A p l a
 m a A
 a K n
 I A a j
 b u A a

Write It

Touch each letter and say its short vowel sound. Write the letter to finish the word.

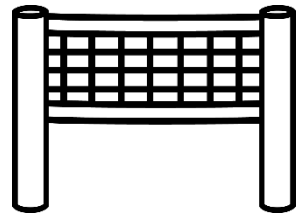


A A A A

v n k

Which Doesn't Belong?

Touch the letter and say its short vowel sound. Then, say each picture. Cross out the picture that does NOT have that sound in the middle.

Aa



phonics mats

Short Vowel Activities – Type #3

Students practice recognizing, producing, and writing short vowel sounds.

Work on handwriting with rainbow writing.

Name: _____ Date: _____

Rainbow Write

Use different colors to trace the words. Read them each 3 times.

gap

sad

flat

grab

Word Search

Look in the table and circle or highlight the words with short /a/.

A	S	K	Q	R	W	E
R	L	Z	B	A	D	F
F	A	S	T	N	A	L
A	B	R	A	G	S	A
C	L	A	M	S	D	T

ASK BAD RAN FAST
LAB RAG FLAT CLAM

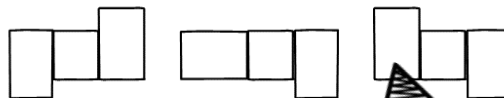
Tap and Map

Touch each letter, say the sound and blend to read. Rewrite the word.

pad
● ● ●

wag
● ● ●

tap
● ● ●



© 2003 - Present, Elyse Rycroft - Proud To Be Primary

www.proudtobeprimary.com

Practice decoding and blending words with short vowels.

Proud to Be Primary

Recognize and find words.

Name: _____ Date: _____

Rainbow Write

Use different colors to trace the words. Read them each 3 times.

gap

sad

flat

grab

Word Search

Look in the table and circle or highlight the words with short /a/.

A	S	K	Q	W	E
R	L	Z	B		
F	A	S			L
A	B		A	G	S
C	L	A		S	D

AS

AD

RAN

FAST

LAB

RAG

FLAT

CLAM

Tap and Map

Touch each letter, say the sound, and blend to read. Rewrite the word.

pad
● ● ●

wag
● ● ●

tap
● ● ●

□ □ □

□ □ □

□ □ □

phonics mats

Short Vowel Activities – Type #4

Students practice recognizing, producing, and writing short vowel sounds.

Name: _____ Date: _____

Write A Sentence

Fill in the missing letter to make the word. Then, write a sentence using that word.



Work on sentence writing.

Read and Delete

Tap and say the sounds. Then, blend them to read the nonsense word. Next, cross out one letter to make it into a real word. Rewrite the real word on the line.

prat → _____

smat → _____

dlad → _____

© 2013 - Present, Elyse Rycroft - Proud To Be Primary

Read and Color

Tap out the sounds and blend to read the word. Color the picture that matches.

hat



cap



wag



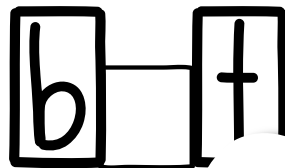
Read and match words to their pictures.

Practice decoding and blending while changing a word from nonsense to real.

Name: _____ Date: _____

Write A Sentence

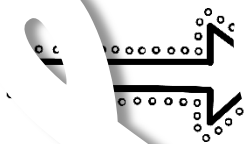
Fill in the missing letter to make the word. Then, write a sentence using the word.



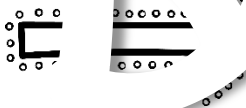
Read and Delete

Tap and say the sounds. Then, blend them to read the word. Cross out one letter to make it into a real word. Rewrite the word on the line.

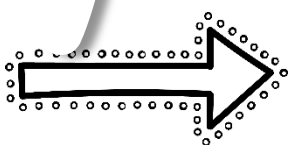
prat



smat




dlad



Read and Color

Tap and say the sounds and blend to read the word. Color the picture that matches.



hat



cap



wag



phonics mats

Short Vowel Activities – Type #5

Students practice recognizing, producing, and writing short vowel sounds.

Fun, engaging coloring activity.

Name: _____

Date: _____

Color By Letter

Say each picture and listen for the short vowel. Color based on the code.



A



Students listen to isolate and differentiate between different short vowel sounds.



Use **phonics mats** for...

- ♥ Independent reading
- ♥ Small group instruction
- ♥ Fast finishers
- ♥ Reader's Workshop
- ♥ Morning work
- ♥ Assessments
- ♥ Literacy centers
- ♥ Sub-plans
- ♥ Home practice

Digital phonics mats

Proud to Be Primary

Name: _____

Date: _____

Point and Read

Touch each letter. Say the letter and its short vowel sound. Do this 3 times and color a shape each time. Then, trace the letters on the line.

A a A a Aa

A a A a Aa

A a A a Aa

A a A a Aa



Find It

Say the picture. Then, fill in the missing short vowel sound. Cover 4 letters that make the same sound.



Match It

Say each letter and say its short vowel sound. Then, write the missing upper or lowercase letter.

A A

a a

Why You Need

phonics mats

- Phonics Mats are aligned to the Science of Reading and Common Core Standards (Reading Foundational Skills, K-1)
- Phonics mats help build reading fluency through repeated reading and provide practice with short vowel sounds.
- Help students build reading skills and comprehension with follow-up questions and activities.
- 30+ engaging phonics mats to provide variety and keep interest high!




- Save time as your phonics activities are ready for you!
- This no-prep, versatile resource is great for independent reading, reader's workshop, small groups, sub-plans, morning work, literacy centers, home practice, and more!

Want a FREE Sample of phonics mats?



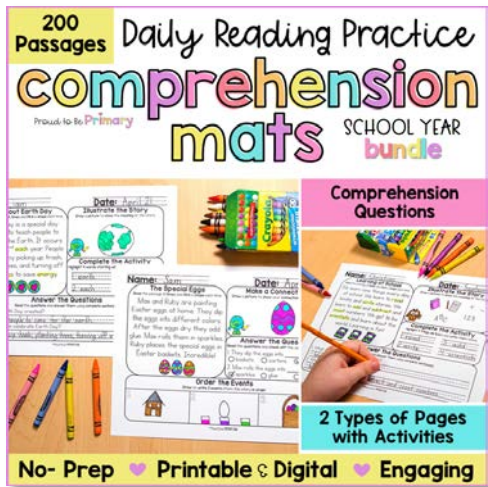
Click below to GET A FREE SET OF
phonics MATS FOR FREE!



I'd love for you to try this
resource with your
students to see if they
are a perfect fit for your
students!

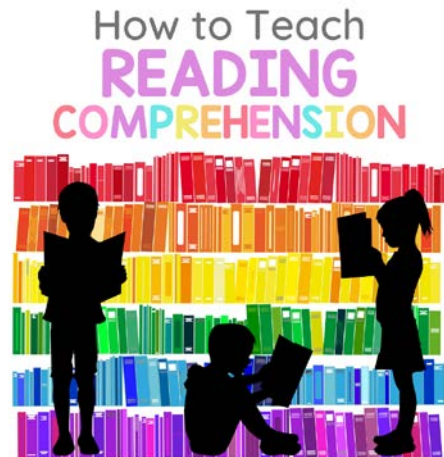
[CLICK HERE TO
GRAB YOUR
FREE SAMPLE!](#)

More About Teaching reading



Love this resource? Get 3 months for FREE with the Comprehension Mats BUNDLE with passages for the whole year.

Learn more about teaching reading comprehension in K-2!



proudtobeprimary.com

Proud to Be Primary