

seasons + holidays

20 directed drawings + reading & writing activities



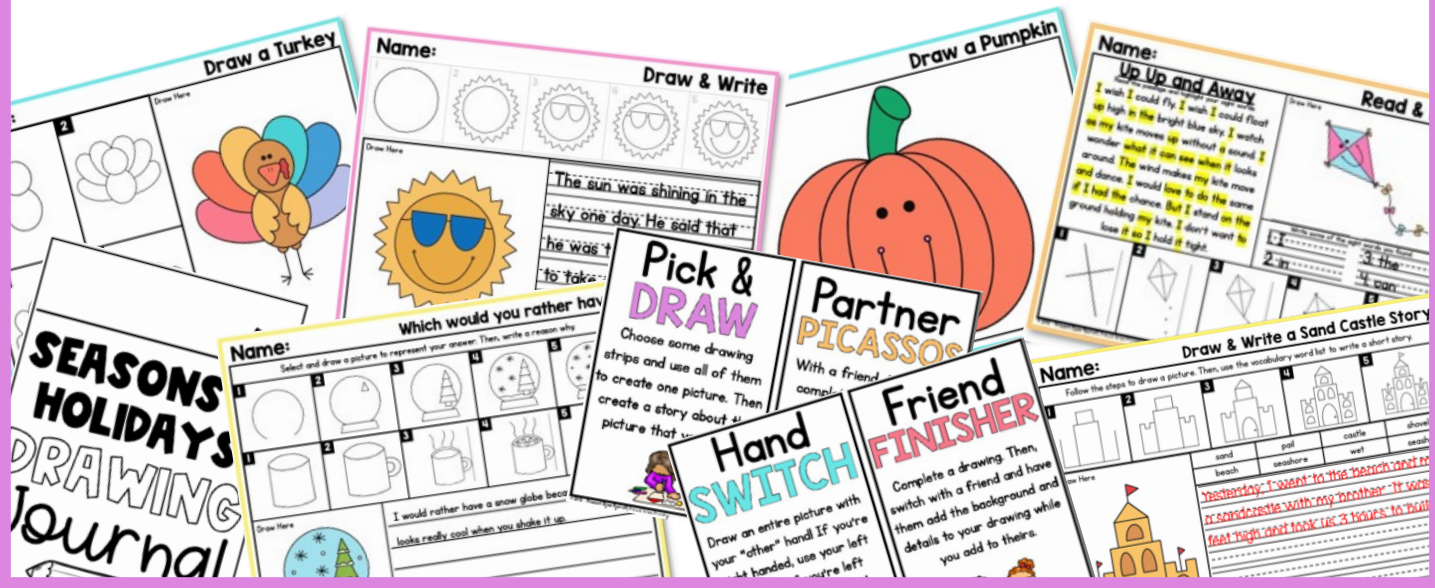
DRAW

Proud to Be Primary

seasons & holidays

What is Included in this Resource

- ♥ 20 high-interest drawings for the 4 seasons and holidays (5 for each season)
- ♥ 4-6 step directed drawing activities for kindergarten, first, and second grade
- ♥ Drawing, writing, and reading activities that encourage creativity and writing confidence
- ♥ A variety of templates and line options make differentiation easy
- ♥ Covers to create art portfolios and booklet options



DRAW

seasons & holidays

covers & booklets

6-Step Templates

4-Step Drawings

Covers & Booklets

Name: _____ Draw a Pumpkin

Name: _____ Draw a Pumpkin

Name: _____ Draw a Pumpkin

Name: _____ Draw a Turkey

1 2 3 4

1 2 3 4

Draw Here

'S SEASONS & HOLIDAYS DRAWING Journal

'S DRAWING Journal

'S SEASONS & HOLIDAYS DRAWING Journal

'S SEASONS & HOLIDAYS DRAWING Journal

Draw & Write

Opinion Writing

Writing w/ Vocabulary

Name: _____ Draw & Write

The sun was shining in the sky one day. He said that he was tired and wanted to take a nap. So then the moon came out to light up the night sky.

Name: _____ Which would you rather have?

Select and draw a picture to represent your answer. Then, write a reason why.

I would rather have a snow globe because I think it looks really cool when you shake it up.

Name: _____ Draw & Write a Sand Castle Story

1 sand 2 path 3 castle 4 shovel

beach seashore wet seashell

Yesterday, I went to the beach and made a sandcastle with my brother. It was a great night and had lots of fun to build.

Drawing + Reading Comprehension Passages

Drawing Task Cards

Name: _____ Read & Draw

Penguin's Problem

Ferry Penguin was a little bird growing up on the ice. He loved being a penguin but did not think the cold was nice. He often told his mom that he wanted to move away. He wanted to live somewhere warm where he could play all day. His mom knew exactly what to do. She made him a hat and scarf to warm him up and make him feel less blue.

Name: _____ Read & Draw

Up Up and Away

Bobby Bird was happy with his family in the nest. Then one morning, his mom said it was time for a test. She walked him to the edge and told him it was time to fly. Then he mom stepped off and soared in the sky. Bobby was too nervous to move at all. He was afraid and took a breath. He flapped his wings and flew happily with the rest.

Name: _____ Read & Draw

Up Up and Away

I wish I could fly. I wish I could float up high in the bright blue sky. I wish my kite moves up without a second I wonder what it can do when it looks around. The wind makes my kite move and dance. I would love to do the same if I had the chance. But I stand on the ground holding my kite. I don't want to lose it so I hold it tight.

Pick & DRAW

Partner PICASSOS

Hand SWITCH

Friend FINISHER

Why You Need

DRAW

Proud to Be Primary

seasons & holidays

- This themed directed drawing resource has everything you need to teach your students how to draw.
- Children learn to draw a variety of kid-friendly pictures while building fine motor skills and using their creativity.
- The drawings are things that young children should learn to draw that will help them draw independently.
- This resource saves you time as it comes with everything you'd need to spark creativity and build confidence in your students!
- Many print-and-go options, as well as reading and writing activities, make this a resource that can be easily differentiated.
- There are a variety of templates to give your students choice to create drawings and writing they're proud of and excited to share!

Check out the [BUNDLE](#) with 125 drawings!



Teachers Love our drawings



Crystal D.



“Love these! I print multiple out based on our theme and use them for whole group, small group, and individual/ independent activities! The kids love them and the steps are easy for kids to follow .”



Our drawings are enjoyed in thousands of classrooms worldwide!



20 Drawings in this Resource

Spring:

kite
baby bird
Earth
flowers
umbrella



Summer:

sandcastle
sun
palm tree
popsicles
pool float



Fall:

pumpkin
turkey
apple
acorn
scarecrow



Winter:

snow globe
penguin
snowman
cocoa
winter gear




DRAW seasons & holidays

Proud to Be Primary

4 & 6-STEP DRAWINGS


Different templates are provided with 4 or 6 step instructions. Draw a picture with 4-step instructions that are up-close and easy to follow. Draw a picture following 6-step written or image instructions on a separate page.

Name: _____ Draw a Turkey

1	2	Draw Here 
3	4	

© 2018 Present the Right Way to be Primary

Name: _____ Draw a Pumpkin



Draw a Pumpkin

- 1 Draw a tall oval shape.
- 2 Add a curved line on either side of the oval.
- 3 Add another set of curved lines on either side.
- 4 Draw two lines at the top.
- 5 Add a circle to the end and a smile.

Draw a Pumpkin

- 1
- 2
- 3
- 4
- 5

© 2018 Present the Right Way to be Primary

's
DRAWING Journal

SEASONS & HOLIDAYS

© 2018 Present the Right Way to be Primary

Draw a Snowman

1	2	3
4	5	6

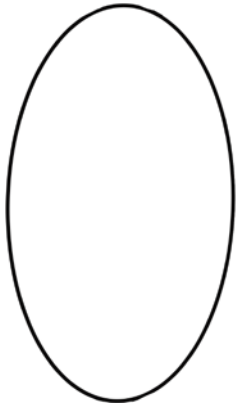
's
SEASONS & HOLIDAYS DRAWING Journal

© 2018 Present the Right Way to be Primary

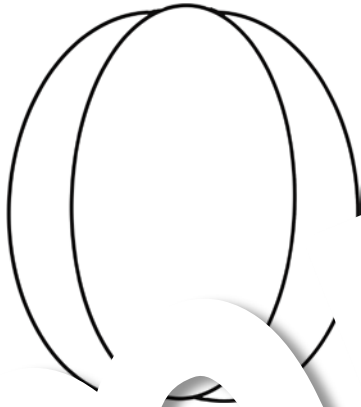
Create a student drawing journal or portfolio with a collection of their best work and a cover.

Draw a Pumpkin

1




2




3



4



6



Name: Jackson


Draw a Pumpkin




Name: _____

Draw a Turkey

1



2




Draw Here

3



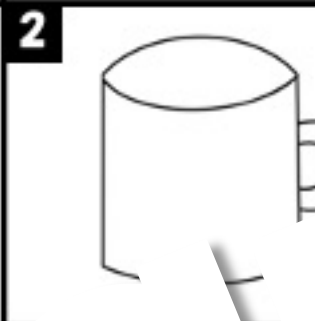
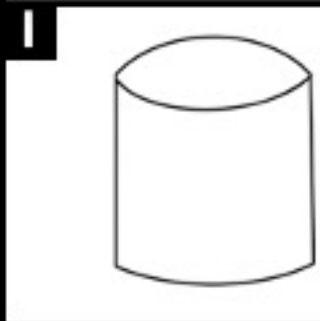

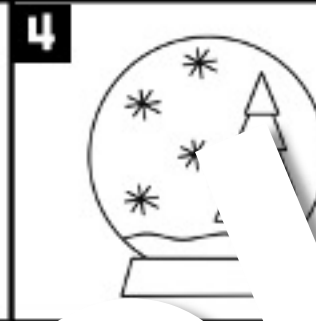
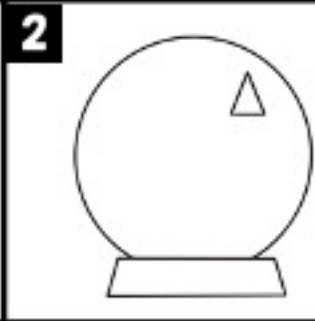
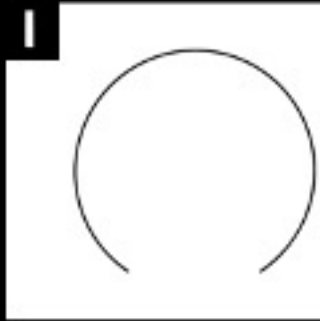
4



Name: _____

Which would you rather have?

Select and draw a picture to represent your answer. Then, write a reason why.



Draw Here



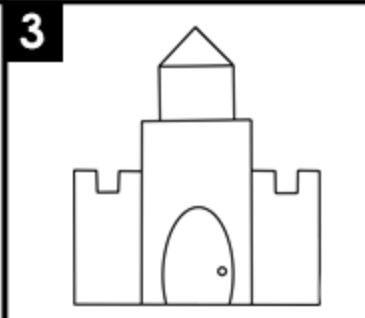
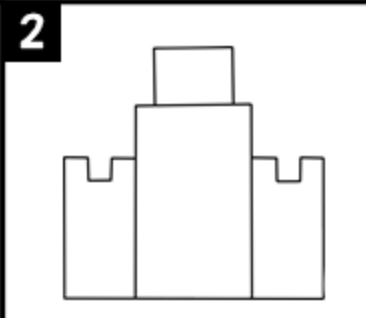
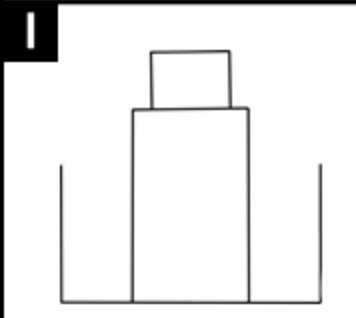
1 I would rather have a snow globe because I think it

looks really cool when you shake it up.

Name: _____

Draw & Write a Sand Castle Story

Follow the steps to draw a picture. Then, use the vocabulary word list to write a short story.



Draw Here



sand	castle	beach	seashell
beach	sea	we	seashell

My brother and I went to the beach and made a sandcastle with my brother. It was 4 feet high, and took us 3 hours to build.

Blank handwriting lines for writing a story.



Proud to Be Primary

seasons & holidays

READING ACTIVITIES

There are 3 differentiated reading activities using a reading passage. Read a short passage and draw a corresponding picture. Then, either circle to answer a comprehension question or record three sight words from the text.


Name: _____

Read & Draw


Up Up and Away
Read the passage and answer the question.






Bobby Bird was happy with his family in the nest. Then one morning, his mom said it was time for a test. She walked him to the edge and told him it was time to fly. Then his mom stepped off and soared in the sky. Bobby was too nervous to move at all. He was afraid and the tree was so tall. He shut his eyes and took a breath. He flapped his wings and flew happily with the rest.

Draw Here



What else flies?



1  2  3  4  5 

© 2018 - Present Kym Kyralf, Proud to be Primary


Name: _____

Read & Draw

Up Up and Away
Read the passage and highlight your sight words.






I wish I could fly. I wish I could float up high in the bright blue sky. I watch as my kite moves up without a sound. I wonder what it can see when it looks around. The wind makes my kite move and dance. I would love to do the same if I had the chance. But I stand on the ground holding my kite. I don't want to lose it so I hold it tight.

Draw Here



Write some of the eight words you found.

1: I _____ 3: the _____
2: in _____ 4: can _____

1  2  3  4  5 


www.proudtobepimary.com






Name: _____

Read & Draw

Penguin's Problem
Draw Here

Perry Penguin was a little bird growing up on the ice. He loved being a penguin but did not think the cold was nice. He often told his mom that he wanted to move away. He wanted to live somewhere warm where he could play all day. His mom knew exactly what to do. She made him a hat and scarf to warm him up and make him feel less blue.



1  2  3  4  5 

© 2018 - Present Kym Kyralf, Proud to be Primary

Name: _____

Read & Draw

Up Up and Away

Read the passage and answer the question.

Bobby Bird was happy with his family in the nest. Then one morning, his mom said it was time for a test. She walked him to the edge and told him it was time to fly. Then his mom stepped off and soared in the sky. Bobby was too nervous to move at all. He was afraid and the tree was so tall that he shut his eyes and took a deep breath. He flapped his wings and flew up into the sky with the rest.


Draw Here



else flies?



1




2



3



4



5



Name: _____

Read & Draw

Up Up and Away

Read the passage and highlight your sight words.

I wish I could fly. I wish I could float
 up high in the bright blue sky. I watch
 as my kite moves up without a sound. I
 wonder what it can see when it looks
 around. The wind makes my kite move
 and dance. I would love to do the same
 if I had the chance. But I stay on the
 ground holding my string. I don't want
 to lose it so I hold it tight.

Draw Here



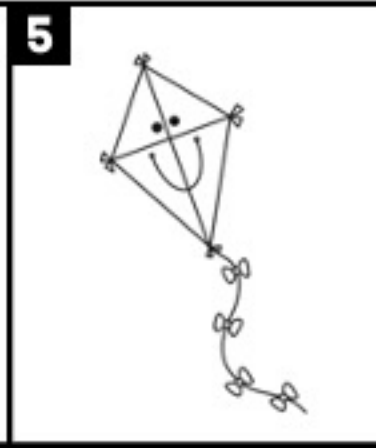
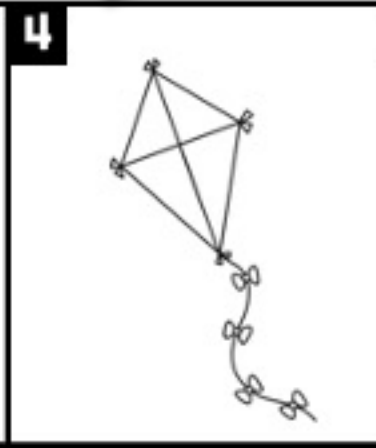
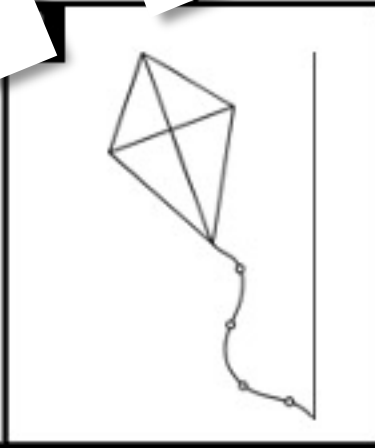

Write the sight words you found.

1. _____

2. in _____

3. the _____


4. can _____



VERSATILE ACTIVITIES

There are fun versatile pages included to encourage choice.

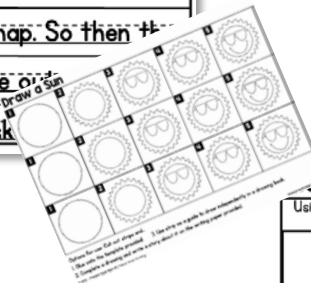
Name: _____ Draw & Write



Draw Here

The sun was shining in the sky one day. He said that he was tired and wanted to take a nap. So then the moon came out at the night sky.

Type 1: Draw a picture in the space provided with the 5-step instructions. Cut and paste a strip at the top of the page.



Type 2: Pick and choose what to draw a picture of in the space provided with your choice of 5-step drawing.

Name: _____ Pick & Draw

Using your chosen directed draw strips, create a picture! Then, write a story to match.





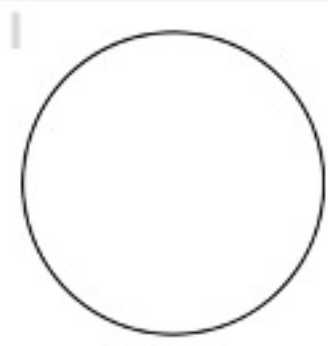


On my walk home from school one day it started to rain. I was so happy that I had my umbrella!



Name: _____

Draw & Write



Draw Here



The sun was smiling in the
sky in the day. He said that
he was tired and wanted
to take a nap. So then the
moon came out to light up
the night sky.


Draw Earth

1		2		3	
4		5		6	



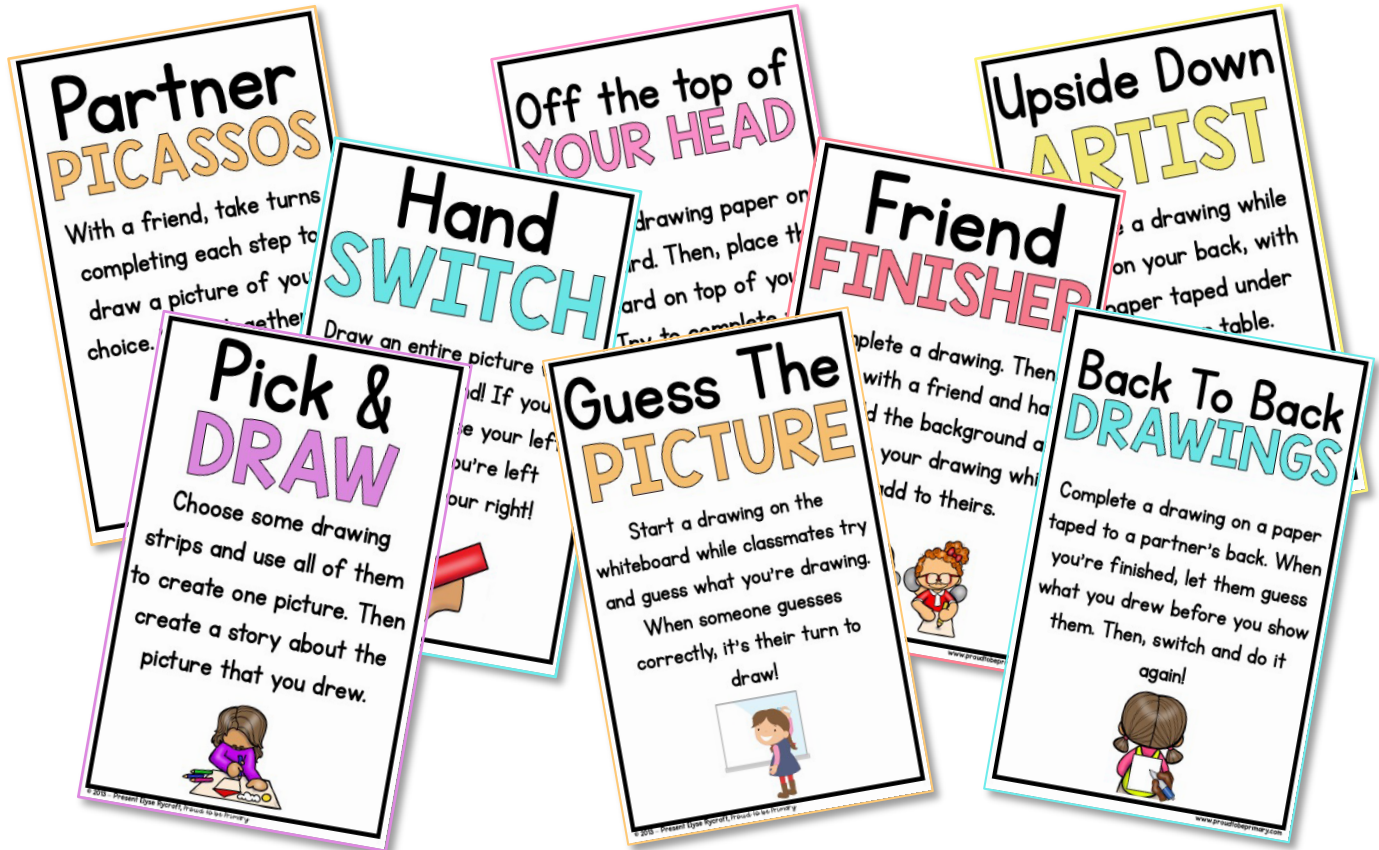
Draw a Baby Bird

1		2		3	
4		5		6	



TASK CARDS

Create more fun drawing opportunities using the directed drawing task cards! Available in color and black & white.



Use **DIRECTED** draws for...

- ♥ Art & drawing lessons
- ♥ Whole group activities
- ♥ "FUN" Friday
- ♥ Early finisher activities
- ♥ Morning work
- ♥ Small group activities
- ♥ Sub-plans
- ♥ Home activities
- ♥ & More!

Read & Draw


Name: _____


Our Earth
Read the passage and answer the question.


Our Earth is such an important place. It is our planet, floating through space. Our Earth gives us food, water, and a place to live. Our Earth has so many things to give. We have an important job to do. We have to take care of our Earth, me and you. We need to pick up trash, recycle, and protect our oceans. We must do all of these things to keep our lives in motion!


Draw Here


What is something that Earth gives us?

1 

2 

3 

4 

5 

© 2013 - Present Elise Hycroft, Proud to be Primary

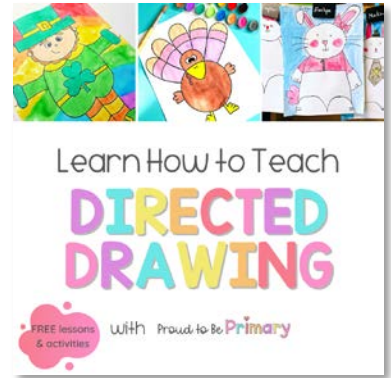
www.proudtobeprimary.com

TEACH directed drawing


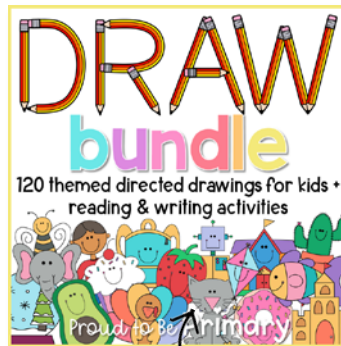
With Elyse from Proud to Be Primary

Learn how to teach
directed drawing &
get tutorials in our
FREE training

CLICK TO JOIN



Drawing resources for K-2



Click the images to see the Directed Drawing BUNDLES
with **EVERYTHING** you need for the whole year!

Want a FREE sample of our directed drawings?



SIGN UP TO GET A SEASONAL DIRECTED DRAWING PACK FOR FREE!



I'd love for you to try a sample of our directed drawings and activities with your students to see if it is a perfect fit for you and your students!

[**CLICK HERE TO
GRAB YOUR
FREE SAMPLE!**](#)