

Consonant Blends

R Blends

Proud to Be **Primary**

9 Literacy Centers to Teach 7 Blends



Crafts • Puzzles • Hands-On Activities

Consonant Blends

R Blends

Proud to Be **Primary**

What's Included in this Resource

- * Center activities to teach 7 R blends (br, cr, dr, fr, gr, pr, tr)
- * Two types of puzzles and craft projects
- * Assessment sticker book
- * A variety of hands-on activities
- * Both color and black & white options

Everything you need to teach kids to read R blend words!

Consonant Blends

R Blends

Proud to Be Primary

What's Included in this Resource

Puzzles



Matching Cards



Craft Projects



Sticker Book



Playdough Mats



Hands-On Activities



Consonant Blends

R Blends

Has What Teachers Need

- This ONE resource is all you need to practice R blend patterns.
- Use the various center hands-on activities to teach one R blend each week.
- It covers ELA standards and skills that Kindergarten and First Grade students need to learn and follows SOR best practices.
- Make reading new words FUN with a variety of activities.
- It saves you time as the materials, activities, and worksheets are ready for you!
- Keep kids engaged and help them build important reading skills and fluency with consonant blends!



Beginning Blends

Activities are great for...

- ♥ Reader's Workshop
- ♥ Literacy centers
- ♥ Small group instruction
- ♥ Partner activities
- ♥ ELA lesson plans
- ♥ Morning work
- ♥ Easy finishers
- ♥ Assessments
- ♥ Sub-plans
- ♥ Home practice



Consonant Blends

R Blends

Tie Crafts

Trace and color in the word patterns at the top, fill in the letter boxes (to form words short vowel words), and color pictures. Instructions with pictures on how to make a necktie are included.



Playdough Mats

Print and laminate for durability, or put inside a plastic pocket protector. Kids use playdough to form different letters to form words with the provided word part. After, they write down the words they created, using a dry-erase marker.

Assessment Sticker Book

A short vowel sticker book and spelling book are provided to check retention of words after a set of words have been taught. Kids can read the words in the sticker book and put a sticker next to the words they read correctly, or spelling the words given orally in the spelling book.

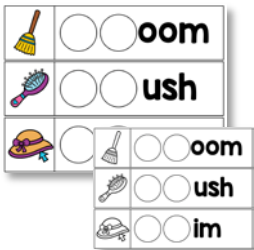


Consonant Blends

R Blends

Hat Crafts

Trace and color in the word pattern on the hat, then color pictures to match the blend and glue them around the strip. Instructions with pictures on how to make a hat are included.




Spell the Picture Cards

Print and laminate for kids to use to practice spelling. They can use a dry-erase marker to spell out the word for the picture. They can also use letter magnets or tiles to spell the words. Great for literacy centers, word work, or small groups.

Two Types of Puzzles

Kids can practice reading words and finding the corresponding picture and putting them together. They can also practice segmenting words and blending sounds together with the picture puzzles.



Consonant Blends

R Blends



Spin & Cover

Print and laminate for kids to use to practice identifying beginning blends. Kids will spin the spinner and find a word that starts with that blend. Great for literacy centers, word work, or small groups.

Fill In The Blend

Kids can practice identifying the missing blend with this mixed blend activities. Kids will look at the picture and fill in the first two letters to complete the word. Cut the cards and place in a small container for an on-the-go center!





Learn More About **TEACHING ELA**

Find simple and fun ways to teach phonics with hands-on activities and worksheets.

CLICK to learn more!



Literacy Resource Bundles for K-2



Click the images to see the different literacy bundles and resources to help you teach kids to read and spell!

