

Consonant Blends

R Blends

Proud to Be **Primary**

Bundle of Materials to Teach 7 Blends



Centers • Worksheets • Posters • Assessment

Consonant Blends

R Blends

Proud to Be **Primary**

What's Included in this Resource

- * 20 activities (centers & worksheets) to teach 7 R blends (br, cr, dr, fr, gr, pr, tr)
- * Posters and pocket chart pieces
- * Assessment sticker book & home lists
- * 3 books & 2 crafts for each blend
- * Both color and black & white options

Everything you need to teach kids to read R blend words!

Consonant Blends

R Blends

Proud to Be Primary

What's Included in this Resource

Posters



Cards



Books



Sticker Books



Worksheets



Hands-On Activities



Consonant Blends

R Blends

Has What Teachers Need

- This ONE resource is all you need to teach R blend patterns.
- Use the materials, worksheets, and hands-on activities to teach one R blend each week.
- It covers ELA standards and skills that Kindergarten and First Grade students need to learn and follows SOR best practices.
- Make reading new words FUN with a variety of activities.
- It saves you time as the materials, activities, and worksheets are ready for you!
- Keep kids engaged and help them build important reading skills and fluency with consonant blends!



Beginning Blends

Activities
are great for...

- ♥ Reader's Workshop
- ♥ Literacy centers
- ♥ Small group instruction
- ♥ Partner activities
- ♥ ELA lesson plans
- ♥ Morning work
- ♥ Easy finishers
- ♥ Assessments
- ♥ Sub-plans
- ♥ Home practice

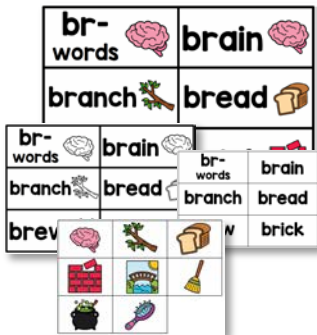



Consonant Blends

R Blends Posters & Cards

Posters

Print and laminate a poster and post for an easy reference during consonant blend study.

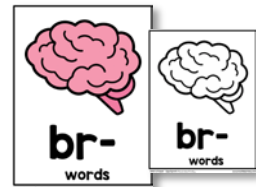


Sorting Cards

Use the word cards for pocket chart activities, sorting activities, or to post on a word wall during phonics activities. The cards can also be posted around the room and used for the read & write the room activity. These also work well hole-punched and hung on a ring for use during your small group activities.

Large Posters

Post this poster on your wall, along with the word/picture cards included to create a colorful and bold display.



Consonant Blends

R Blends Posters & More

Anchor Chart Posters

Two different anchor chart posters are provided. The first is used for listing words that kids comes up with and the second is a list to read and practice from.



| Home Practice | Home Practice |
|---------------------|---------------------|
| blends br- words | blends br- words |
| 1. brain | 1. brain |
| 2. branch | 2. branch |
| 3. bread | 3. bread |
| 4. brew | 4. brew |
| 5. brick | 5. brick |
| 6. bridge | 6. bridge |
| 7. broom | 7. broom |
| 8. brush | 8. brush |

Home Practice Lists

A list of words can be printed and used to guide instruction in class or at home. Send the list home at the start of the week to help families with home learning.

Assessment Sticker Books

A short vowel sticker book and spelling book are provided to check retention of words after a set of words have been taught. Kids can read the words in the sticker book and put a sticker next to the words they read correctly, or spelling the words given orally in the spelling book.



Consonant Blends

R Blends Books

Read, Draw, & Color Books

Print a mini book for each child to practice reading the sentence, tracing the words, drawing a picture to match, and then coloring the picture after. Great to send home for extra practice!



| BR- Blend Sentences | |
|--------------------------------------------|--|
| 1. My brain is growing every day. | |
| 2. You can use a branch to climb a tree. | |
| 3. My dad made a sandwich with bread. | |
| 4. What ingredients are in a witch's brew? | |
| 5. The brick is red and heavy. | |
| 6. Water is running under the bridge. | |
| 7. Can you please grab a broom? | |
| 8. My hair brush is green and blue. | |

Name: _____



Blend Sentences

Kids read the sentence, then circle the blend and match the picture. For additional fluency practice, there is a worksheet without pictures.

Word Work

Kids create, write, and copy words from each blend. Then, they draw a picture of each word they create and identify which blend is in the word they wrote.

| BR- Blend Word Work | | | |
|---------------------|------|------|-------------------------|
| Write | Copy | Draw | Circle the Blend |
| __ ead | | | br ar fr gr cr pr tr |
| __ ick | | | br ar fr gr cr pr tr |
| __ ush | | | br ar fr gr cr pr tr |
| __ ew | | | br ar fr gr cr pr tr |
| __ ain | | | br ar fr gr cr pr tr |

Name: _____

Consonant Blends

R Blends Worksheets

Fill-In's

Kids use the word list at the bottom of the page as a guide to help them figure out which words go in each spot. They need to read the sentences and print the missing words on the lines.

Blend Fill-In's
BR words

Read the sentences and use the br- word list below to fill in the blanks.

- I swept up _____ crumbs with a _____.
- The house was made of _____.
- The tree _____ fell during a storm.
- My _____ helps me learn and grow.
- She walked across a _____.
- The _____ was green and bubbly.
- I have to _____ my hair.

Word List: broom, brew bricks, bread, brain, branch, bridge, brush

Name: _____ Date: _____

BR-Blend Sentences

Circle or highlight the blend. Use the picture that matches next to the sentence.

| | |
|--------------------------------------------|-----------------------------------------------------------------------------------|
| 1. My brain is growing every day. |  |
| 2. You can use a branch to climb a tree. |  |
| 3. My dad made a sandwich with bread. |  |
| 4. What ingredients are in a witch's brew? |  |
| 5. The brick is red and heavy. |  |
| 6. Water is running under the bridge. |  |
| 7. Can you please grab a broom? |  |
| 8. My hair brush is green and blue. |  |

Name: _____

Blend Sentences

Kids read the sentence, then circle the blend and match the picture. For additional fluency practice, there is a worksheet without pictures.

Word Work

Kids create, write, and copy words from each blend. Then, they draw a picture of each word they create and identify which blend is in the word they wrote.

BR-Blend Word Work

| Write | Copy | Draw | Circle the Blend |
|-------|------|------|-------------------------|
| __ead | | | br ar fr gr cr pr tr |
| __ick | | | br ar fr gr cr pr tr |
| __ush | | | br ar fr gr cr pr tr |
| __ew | | | br ar fr gr cr pr tr |
| __ain | | | br ar fr gr cr pr tr |

Name: _____

Consonant Blends

R Blends Worksheets

Matching Blends

In this activity, kids cut pictures that start with a certain blend and glue it in the correct location to match the word.

Matching br-Blends
Name: _____
(Glue the picture under the matching word.)

| | | |
|--------|-------|-------|
| brain | bread | brick |
| bridge | broom | brush |



Name: _____ **R Blends**



List words that start with br-

| | |
|-------|-------|
| _____ | _____ |
| _____ | _____ |
| _____ | _____ |
| _____ | _____ |
| _____ | _____ |
| _____ | _____ |
| _____ | _____ |
| _____ | _____ |
| _____ | _____ |
| _____ | _____ |
| _____ | _____ |

List Sheets

A sheet for each blend in the blend family is provided. Choose the sheets you would like children to practice and create a booklet. They list the words for a blend independently or copy after coming up with a class list of words.

Word Searches

In this fun favorite, kids will search for words that begin with a certain blend and circle it after. To keep track, they can cross off the words in the word bank.

Sort the R- Blends
Name: _____
Sort each word into the correct category.

| | | |
|-----------|-----------|-----------|
| br- words | cr- words | dr- words |
| | | |
| fr- words | pr- words | tr- words |
| | | |


brain frame brew fries
cry press crash prize
drink trunk dream trash

Consonant Blends

R Blends Worksheets

Color by Blend

Kids will enjoy coloring these fun, mystery pictures that are revealed as they color. They will read the words and color them to correspond to the color key provided.



Spin & Cover

Print and laminate for kids to use to practice identifying beginning blends. Kids will spin the spinner and find a word that starts with that blend. Great for literacy centers, word work, or small groups. The black & white option is perfect for coloring!



Fill In The Blend

Kids can practice identifying the missing blend with these mixed blend activities. Kids will look at the picture and fill in the first two letters to complete the word.

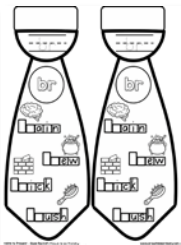


Consonant Blends

R Blends Mats & Crafts

Playdough Mats

Print and laminate for durability, or put inside a plastic pocket protector. Kids use playdough to form different letters to form words with the provided word part. After, they write down the words they created, using a dry-erase marker.



Tie Crafts

Trace and color in the word patterns at the top, fill in the letter boxes (to form words short vowel words), and color pictures. Instructions with pictures on how to make a necktie are included.

Hat Crafts

Trace and color in the word pattern on the hat, then color pictures to match the blend and glue them around the strip. Instructions with pictures on how to make a hat are included.

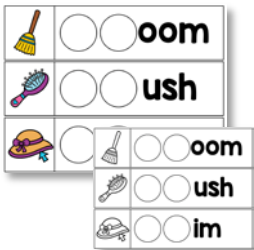



Consonant Blends

R Blends Centers

Fill In The Blend

Kids can practice identifying the missing blend with this mixed blend activities. Kids will look at the picture and fill in the first two letters to complete the word. Cut the cards and place in a small container for an on-the-go center!




Spell the Picture Cards

Print and laminate for kids to use to practice spelling. They can use a dry-erase marker to spell out the word for the picture. They can also use letter magnets or tiles to spell the words. Great for literacy centers, word work, or small groups.

Two Types of Puzzles

Kids can practice reading words and finding the corresponding picture and putting them together. They can also practice segmenting words and blending sounds together with the picture puzzles.





Learn More About TEACHING ELA

Find simple and fun ways to teach phonics with hands-on activities and worksheets.

CLICK to learn more!



Literacy Resource Bundles for K-2




Click the images to see the different literacy bundles and resources to help you teach kids to read and spell!

Want a FREE Sample of Beginning Blends Activities?



SIGN UP TO GET BLEND ACTIVITIES
& MATERIALS FOR FREE!



I'd love for you to try a sample of consonant blend activities with your students to see if they are a perfect fit for you and your students!

[CLICK HERE TO
GRAB YOUR
FREE SAMPLE!](#)