

Rhyming ACTIVITIES

phonics mats

25 Pages of Activities

Decodable, Comprehension Passages

Rhyme Production & Recognition


Engaging Phonics Activities

No-Prep & Versatile

Name: _____ Date: _____

Color The Rhymes

Color the picture according to the code.




Rhymes with bin 

Rhymes with bit 

Rhymes with dip 

Rhymes with bid 

Rhymes with dim 

Rhymes with big 

Rhymes with bib 

phonics mats

Rhyming Comprehension Passages

Phonics Mats have reading passages and follow-up comprehension questions and activities to complete.

Read passages with decodable words, rhyming words, and sight words.

Build fluency with repeated reading.

Name: _____

Date: _____

Cat and Bat's Hats

Read the passage 3 times. Color in a shape each time.

The cat and bat sat on the mat. The cat had on a big blue hat. The bat said to the cat, "I like your blue hat". The cat went away but then came back. He smiled and gave the bat a fat pink hat.



Illustrate the Story

Draw a picture about the story.



Complete the Activity

Circle 4 words that rhyme with cat. Write them below.

1. _____	3. _____
2. _____	4. _____

Answer the Questions

Read the questions and answer them using complete sentences.

1. Who is wearing a big blue hat?

2. What does the cat do at the end of the story?

Answer questions that require students to refer to text for the answers.


Show understanding through drawing.

Identify rhyming words.

Practice writing complete sentences.

Rhyming

phonics worksheets



Name:

Name: _____ Date: _____

Cat and Bat's Hats


Read the passage 3 times. Color in a shape each time.

The cat and bat sat on the mat. The cat had on a big blue hat. The bat said to the cat, "I like your blue hat". The cat went away but then came back. He smiled and gave the bat a fat pink hat.



Illustrate the Story

Draw a picture of the story.



Complete the Activity

Write words that rhyme with cat. Write them below.

1. _____	3. _____
2. _____	4. _____

Answer the Questions

Read the questions and answer them using complete sentences.

1. Who is wearing a big blue hat?

2. What does the cat do at the end of the story?

Name: _____ Date: _____

The Shopping Trip

Read the passage 3 times. Color in a shape each time.

One day a cop went out to shop for a brand new mop. He had one at home but it broke at the top. The cop went from shop to shop but could not find a mop! He wanted to stop but luckily he did not. In the very last shop he found a mop!



Make a Connection

Draw a picture of what the story reminds you of.



Answer the Question

Read the questions and check off the correct answers.

1. The cop wanted a new _____.
 top mop car
2. He found a mop in the last _____.
 shop cop place

Story Details

Write down 3 rhyming words in the story. Draw a picture for each.

1

2

3

phonics mats

Rhyme Production Activities

Students practice rhyming by coming up with rhyming words based on given pictures and words.

Practice writing complete sentences using rhyming words.

Name: _____ Date: _____

Write A Sentence

Write 2 sentences that use a word that rhymes with tap.



1

2

Produce and write two rhyming words when given a picture and word cue.

Spell It Out

Look at each picture. Fill in the boxes to spell the rhyming words.



--	--	--



--	--	--



--	--	--

Sound It Out

Look at the picture in the middle. Write a word that rhymes with it on each side.



bib



hid



pig



lip

Use Elkonin boxes to spell and write a set of rhyming words.

Name: _____ Date: _____

Write A Sentence

Write 2 sentences that use a word that rhyme with tap



1

2

Spell It Out


Look at each picture. Fill in the box. Spell the word. Write a rhyming word.



--	--	--







--	--	--



--	--	--

Sound It Out

Look at the picture in the middle. Write a word that rhymes with it on each side.

		bib	
		hid	
		pig	
		lip	

phonics mats


Rhyme Production Activities


Students practice rhyming by coming up with rhyming words based on given pictures and words.


Fill in Elkonin boxes to spell short vowel words. Then write a rhyming word for each.


Name: _____ **Date:** _____


Write & Rhyme
Look at each picture. Fill in the boxes to spell the word. Then, write a word that rhymes.


 _____

 _____

 _____


 _____


 _____


 _____

Draw & Write
Draw and write a word that rhymes with top.

Fill It In
Fill in the missing letters to spell rhyming words.

 _____

 _____

 _____

Produce a rhyming word based on a given word. Then, draw and spell it.

Fill in the boxes to spell three rhyming words.



Name: _____ Date: _____

Write & Rhyme

Look at each picture. Fill in the boxes to spell the word. Then, write a word that rhymes.




ll →

--	--	--



l

--	--	--



ll →

--	--	--

Draw & Write

Draw and write a word that rhymes with tan.

Fill It In

Fill in the missing letters to spell rhyming words.



l		
---	--	--



	o	
--	---	--



		g
--	--	---

phonics mats

Rhyme Recognition Activities


Students practice rhyming by finding, matching, reading, and writing rhyming words.

Find and color words that rhyme with a given word.

Name: _____ Date: _____




I Spy

Find and color the 5 pictures that rhyme with then.



Tap and Map

Tap to read each word. Then, rewrite it.

 win	 fin	 bin
_____	_____	_____




Sentences

Read each sentence and circle the words that rhyme.

- We had so much fun playing in the sun.
- Don't forget to shut the door to the hut!

Find The Rhyme

Look at each picture. Circle the word that rhymes with it.

	pan	top	hot
	tub	rob	cot
	dog	nod	dot

Practice reading and writing a set of three decodable, rhyming words.

Identify rhyming words within a sentence.

Find a rhyming word that matches the given picture.

Name: _____ Date: _____

I Spy

Find and color the 5 pictures that rhyme with then.



Tap and Map

Tap to read each word. Then write it.



win
● ● ●



win
● ● ●



bin
● ● ●

Sentences

Read each sentence and circle the words that rhyme.

- 1. We had a lot of fun playing in the sun.
- 2. Don't forget to shut the door to the hut!

Find The Rhyme

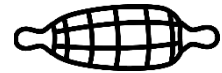
Look at each picture. Circle the word that rhymes with it.



pan

top


hot



tub

rob

cot



dog

nod

dot

phonics mats

Rhyme Recognition Activities






Students practice rhyming by finding, matching, reading, and writing rhyming words.

Rainbow write a set of 5 rhyming words.

Name: _____ Date: _____

Rainbow Write

Use different colors to trace the rhyming words.

 bug
 rug
 tug
 dug
 hug

Word Search



Look in the table and circle the rhyming words.

C	A	P	G	T	P	M
R	L	K	G	A	M	A
A	X	L	A	P	P	P
P	E	Q	P	K	A	Z
S	A	P	H	G	N	D

CAP GAP LAP MAP
NAP RAP SAP TAP

Does It Rhyme?

Look at the picture and read the word next to it. Color the check if they rhyme and color the X if they don't rhyme.

 pig ✓ X
 tap ✓ X

Practice reading and finding rhyming words in a word search.

Determine if a picture rhymes with a given word.


Name: _____ Date: _____

Rainbow Write


Use different colors to trace the rhyming words.



bug



rug



tug



dig



hug

Word Search


Look in the table and find the rhyming words.

C	A	P	G	V	P	M
R	L	K		A	M	A
A	X	L	A	D	P	P
P	E	Q	V	K	A	Z
			H	G	N	D

- MAP
- LAP
- RAP
- SAP
- TAP

Does It Rhyme?

Look at the picture and read the word next to it. Color the check if they rhyme and color the X if they don't rhyme.



pig



tap



phonics mats

Rhyme Recognition Activities

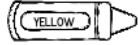

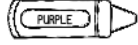




Students practice rhyming by finding, matching, reading, and writing rhyming words.

Fun, engaging coloring activity.

Name: _____ Date: _____

Color The Rhymes

Color the picture according to the code.

- Rhymes with **oat**  YELLOW
- Rhymes with **fan**  ORANGE
- Rhymes with **ram**  PURPLE
- Rhymes with **map**  BLUE
- Rhymes with **ead**  PINK
- Rhymes with **oab**  GREEN
- Rhymes with **bag**  RED

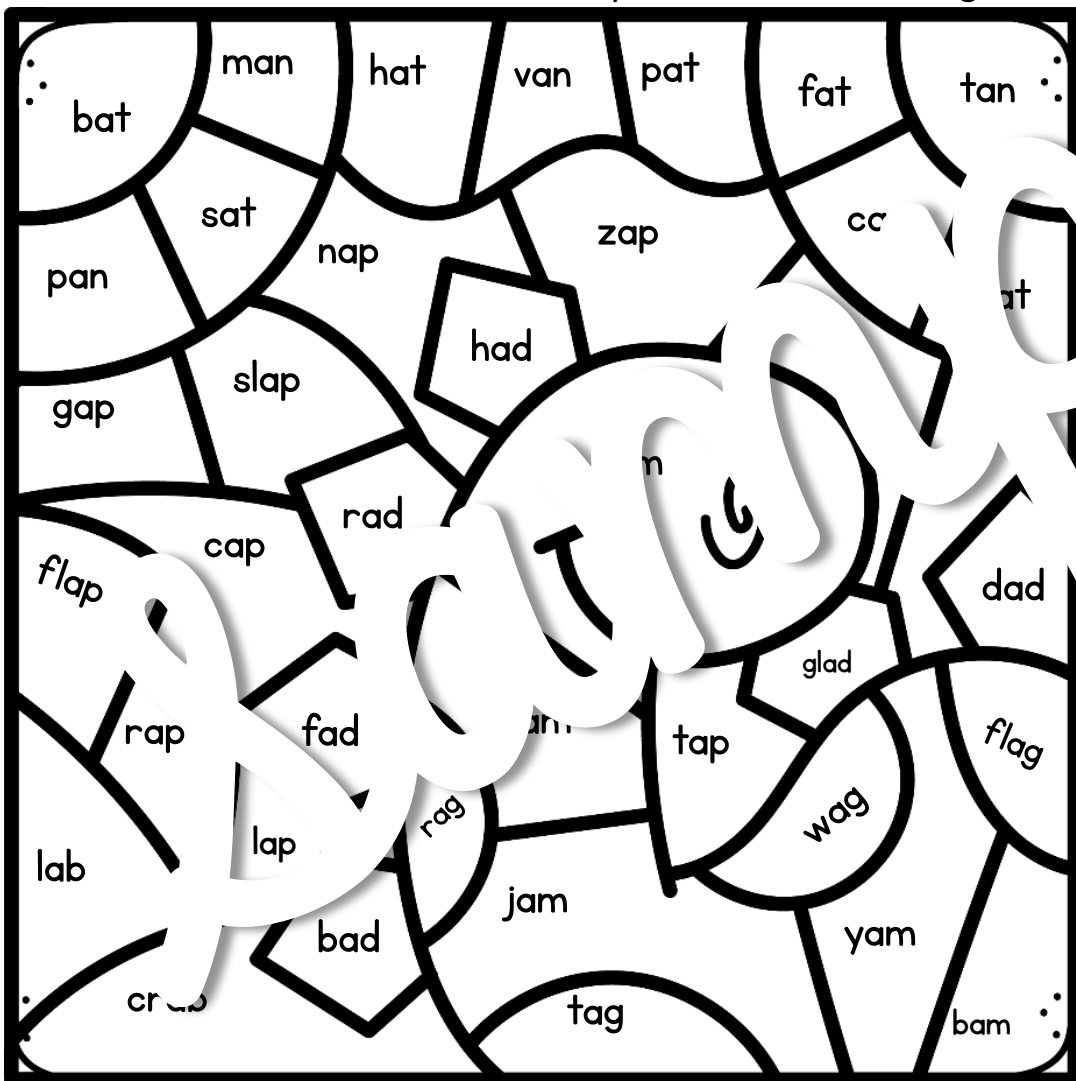
Students differentiate between different sets of rhyming words by using the correct colors.

Practice reading and matching multiple words that rhyme.

Name: _____ Date: _____

Color The Rhymes

Color the picture according to the rhyme.



Rhymes with
eat



Rhymes with
fan



Rhymes with
ram



Rhymes with
map



Rhymes with
sad



Rhymes with
cab

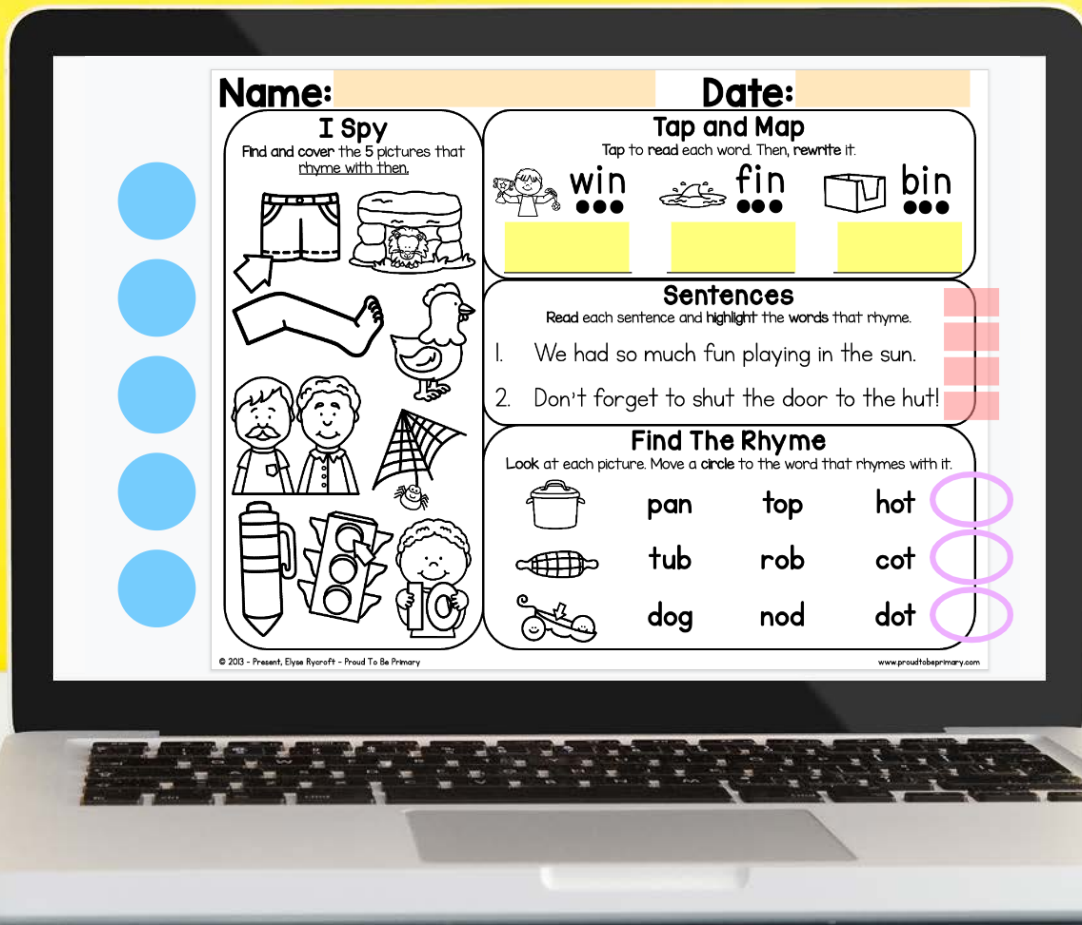


Rhymes with
bag



Digital phonics mats

Proud to Be Primary



A link and instructions are provided to make a copy of a Google Slides™ document that you can use with your students.

Images to Use in Seesaw phonics mats

Image files for each sheet are included for use with Seesaw or another secure, password-protected platform for your classroom of students.



Slide1



Slide2



Slide3



Slide4



Slide5



Slide6



Slide7




Slide8



Slide9



Slide10




Slide11



Slide12



Slide13




Slide14



Slide15



Slide16



Slide17



Slide18



Slide19



Slide20



Slide21



Slide22

There is also an interactive PowerPoint file included that you can upload and use in Microsoft Teams.

Name: _____

I Spy
Find and color the 5 pictures that rhyme with then.



Date: _____

Tap and Map
Tap to read each word. Then, rewrite it.

win   bin 

win  fin  bin 

win  fin  bin 

Sentences

Read each sentence and circle the words that rhyme.

- We had so much fun playing in the sun.
- Don't forget to shut the door to the hut!

Find The Rhyme

Look at each picture. Circle the word that rhymes with it.

 pan top hot

 tub rob cot

 dog nod dot



Use **phonics mats** for...

- ♥ Independent reading
- ♥ Reader's Workshop
- ♥ Small group instruction
- ♥ Morning work
- ♥ Literacy centers
- ♥ Fast finishers
- ♥ Assessments
- ♥ Sub-plans
- ♥ Home practice

Why You Need

phonics mats

- Phonics Mats are aligned to the Science of Reading and Common Core Standards (Reading Foundational Skills, K-1)
- Phonics mats help build reading fluency through repeated reading and provide rhyming production and recognition practice.
- Help students build reading comprehension skills with follow-up questions and activities for each decodable passage.
- 25 engaging phonics mats to provide variety and keep interest high!



- Save time as your phonics activities are ready for you!
- This no-prep, versatile resource is great for independent reading, reader's workshop, small groups, sub-plans, morning work, literacy centers, home practice, and more!

Want a FREE Sample of phonics mats?



Click below to GET A FREE SET OF
phonics MATS FOR FREE!



I'd love for you to try this resource with your students to see if they are a perfect fit for your students!

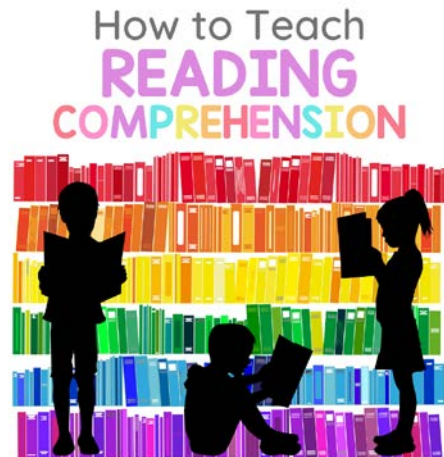
[CLICK HERE TO
GRAB YOUR
FREE SAMPLE!](#)

More About Teaching reading



Love this resource? Get 3 months for FREE with the Comprehension Mats BUNDLE with passages for the whole year.

Learn more about teaching reading comprehension in K-2!



proudtobeprimary.com

Proud to Be Primary