

June

WRITING Center

4 Monthly Themes



vocabulary ♥ prompts ♥ activities ♥ posters

June WRITING Center

What is Included in this Resource

- ♥ 4 monthly themed writing centers (Father's Day, camping, summer, beach)
- ♥ 48 writing prompts
- ♥ 4 different writing activities: Bingo, Spinners, "Write About It" Scenes, & Rip-Off Story Ideas
- ♥ Vocabulary posters, cards, & lists
- ♥ Writing templates & booklets for each theme
- ♥ Bulletin board letters for setting up your writing center
- ♥ Sentence starter lists



June

WRITING Center

4 Themes for the Month

Father's Day

FATHER'S DAY
Words

dad	grandfather	uncle	son
daughter	family	card	gift
tie	mug	grill	sports
hug	caring	helpful	kind

writing
INGO

What do you do to help your dad in the house?
Write about how you helped your dad.

What do you do when you are at home?
Write about something special you did with your dad.

What do you do when you are at school?
Write about how you can help your dad.

What do you do when you are at home?
Write about how you can help your dad.

What do you do when you are at school?
Write about how you can help your dad.

What do you do when you are at home?
Write about how you can help your dad.

What do you do when you are at school?
Write about how you can help your dad.

What do you do when you are at home?
Write about how you can help your dad.

Camping

CAMPING
Words

campers	forest	tent	campfire
roasting marshmallows	lantern	flashlight	binoculars
backpack	bug spray	sleeping bag	picnic table
hiking	swimming	fishing	canoeing

Camping **WRITING**
SPINNER

Write about camping

Write about a tent

Write about a sleeping bag

Write about a picnic table

Write about a campfire

Write about a lantern

Beach

BEACH
Words

beach	ocean	waves	sand
sandcastle	shovel	bucket	sunscreen
bathing suit	flip flops	umbrella	level
shells	shark	crab	surfboard
sunglasses	lifeguard	beach ball	ice cream

STORY IDEAS

tear off a strip below and write about a beach topic.

1. Write about a beach topic.

2. Write about a beach topic.

3. Write about a beach topic.

4. Write about a beach topic.

5. Write about a beach topic.

6. Write about a beach topic.

7. Write about a beach topic.

8. Write about a beach topic.

9. Write about a beach topic.

10. Write about a beach topic.

Summer

SUMMER
Words

summer	sun	hot	beach
vacation	camp	hike	picnic
barbecue	grill	pool	swim
food	ming like	garden	vacation
popcorn	ice cream	watermelon	flip flops
shorts	sunglasses	sunscreen	hat

Summer **WRITING**
SPINNER

Write about a beach

Write about a picnic

Write about a vacation

Write about a pool

Write about a garden


Write about a watermelon

Write about a hat

This **WRITING** Center

Has What Teachers **NEED & LOVE!**

- This seasonal writing center resource includes everything you need to set up and run an engaging and fun writing center each month.
- This writing center builds writing skills and fluency through independent practice and a variety of activities for each theme.
- This resource saves you time as it comes with everything you'd need to set-up your monthly writing center and keep things fresh for your students!
- The print-and-go activities require minimal prep for your students.
- 4 different activities are included for each monthly theme to help students think creatively and have fun.
- A variety of prompts, sentence starters, and templates give students lots of choices as they create writing they're proud of and excited to share!




June WRITING Center

Proud to Be Primary

VOCABULARY POSTERS

The vocabulary words for the month are provided to you in different ways making it simple for students to use to support their learning. There are posters for hanging, small cards to hang on a ring, or bookmark lists that can fit perfectly into a book bin.

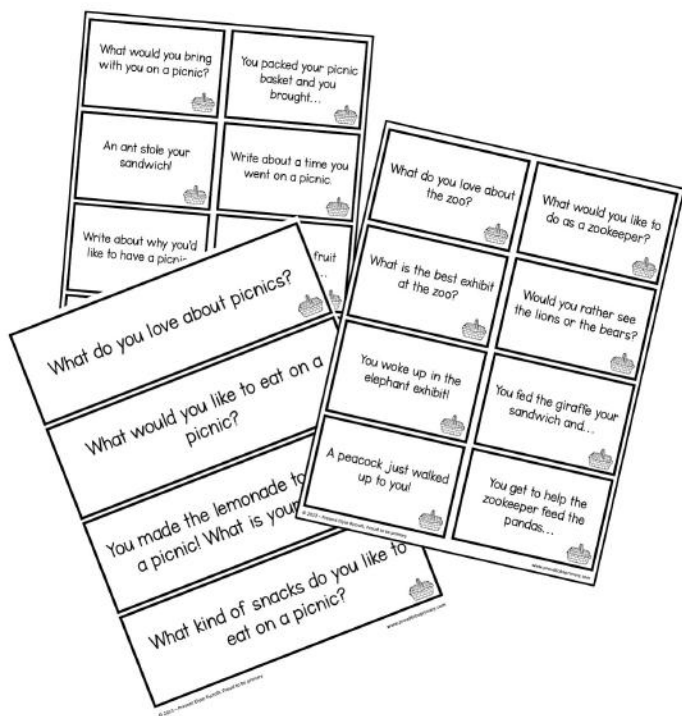


June WRITING Center

Proud to Be Primary

WRITING PROMPTS

The themed writing prompts give students a fun way to practice their writing. There are prompts for each monthly theme. They can be glued into a notebook, hung on a ring, or used on the prompt activity that provides your students with a writer's checklist.

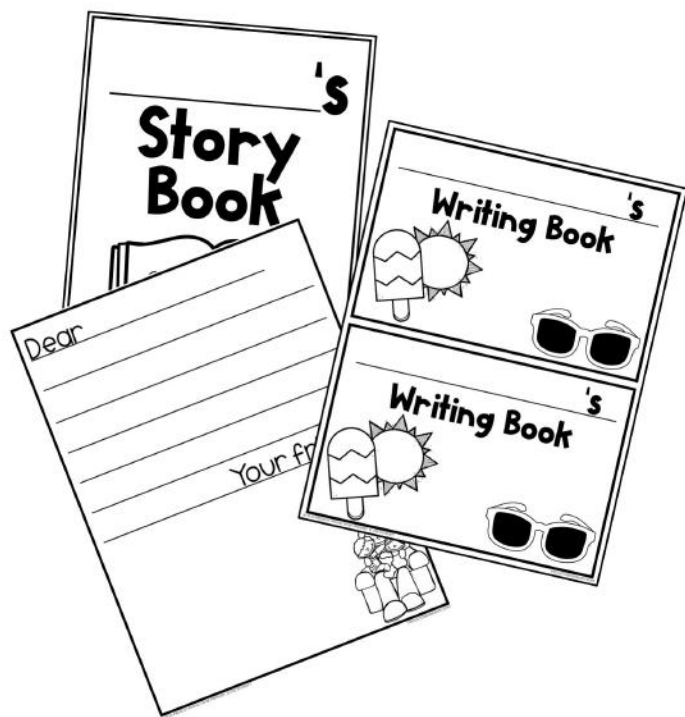


June WRITING Center

Proud to Be Primary

WRITING TEMPLATES

There are many writing templates to choose from for each theme. Students can have the option to choose which writing template they'd like to complete or provide them with a different choices based on what you are learning. There are many fun options to place in your writing center!



June WRITING Center

Proud to Be Primary

WRITING ACTIVITIES

The writing activities give students fun, differentiated ways to practice their writing. Students can use them independently or with a partner. Each activity is included for each monthly theme, including themed Bingo, story idea rip-off sheets, and two different spinners with writing ideas and pictures!



June WRITING Center

Proud to Be Primary

WRITE ABOUT IT

The “write about it” activities are a fun way for your students to develop their writing. Each template has a scene for students to write about. The pictures help them develop a story and practice their writing skills. There is one scene for each topic. These are sure to become a favorite activity!



June WRITING Center

How to Set Up & Use This Resource

Proud to Be Primary

- ✓ Create a monthly themed writing center in your classroom as a bulletin board, in a pocket chart, or on something moveable, like a tri-fold poster.
- ✓ Print and laminate the themed posters and hang them for students to use. They can be changed out throughout the month or used all at once to offer a variety of writing topics.
- ✓ Pick and choose which themed templates you'd like to use based upon the topic you are learning about in class.
- ✓ Print the writing activities for your students to practice writing in a fun way with a partner or independently.



NOTES:

- Activities in this resource offer differentiated options that will help you meet a variety of needs
- All activities in this resource are meant to be a supplement to your current writing curriculum and not meant as a replacement.

June WRITING Center

What to Include in Your Writing Center

Topic Spinners

Bulletin Board Headers

Writing Activities



Sentence Starters

Vocabulary Posters

Vocabulary Cards

CCSS INCLUDED

Aligns to these United States Common Core Standards

Kindergarten:

- w.k.1 - I can dictate, draw, and write my opinion
- w.k.2 - I can dictate, draw, and write to explain
- w.k.3 - I can dictate, draw, and write to tell a story
- w.k.5 - I can add details to my writing
- w.k.6 - I can publish my writing
- w.k.7 - I can help my class research and write

First Grade:

- w.1.1 - I can write about what I think and tell why I think that
- w.1.2 - I can write about a real topic including some facts
- w.1.3 - I can write and use words that show order
- w.1.5 - I can use suggestions to add details to my writing
- w.1.6 - I can use technology to help me write a story
- w.1.7 - I can write a book with my classmates

Second Grade:

- w.2.1 - I can write an opinion piece
- w.2.2 - I can write an informative or explanatory text that focuses on a topic
- w.2.3 - I can write a narrative and use temporal words to show an order of events
- w.2.5 - I can revise and edit my writing with guidance and support
- w.2.6 - I can use technology to publish my writing
- w.2.7 - I can participate in shared research and writing projects
- w.2.8 - I can recall information or gather information from sources to answer questions

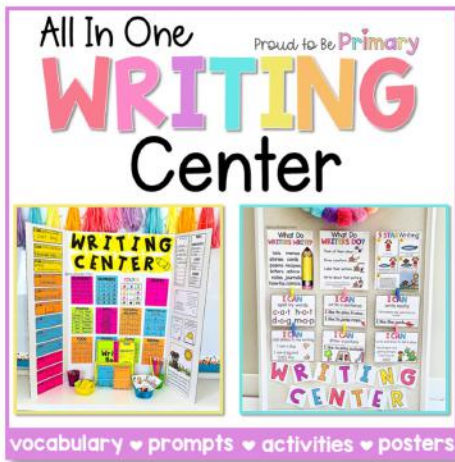
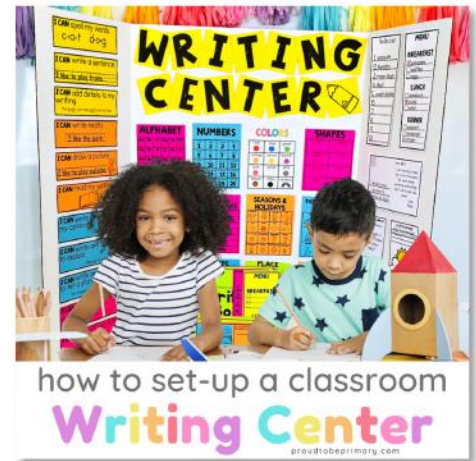
Learn More About

Proud to Be Primary

WRITING CENTERS

Learn about setting up an effective writing center in K-2 with our writing center resources.

CLICK to learn more!




Love this resource? Check out our All-In-One K-2 Writing Center with "I Can" posters & more to complete your writing center!

CLICK to learn more!

Want a FREE Sample of WRITING PROMPTS?



SIGN UP TO GET A SET OF
WRITING PROMPTS FOR FREE!



I'd love for you to try a sample of the All-In-One Writing Center Bundle with your students to see if it is a perfect fit for you and your students!

[CLICK HERE TO
GRAB YOUR
FREE SAMPLE!](#)