

June SEL MORNING MEETINGS

4 Weeks of Editable Materials



Proud to Be
Primary

Slides

Cards

Posters

Planner

SEL MORNING MEETINGS

What's Included in this Resource

- ♥ A month of morning meeting slides (4 weeks + extra week to customize)
- ♥ 105 EDITABLE slides
- ♥ A variety of greetings, sharing questions, & activities included
- ♥ Morning message slides
- ♥ Beautiful, unique clipart
- ♥ BONUS 1: Printable cards for every slide
- ♥ BONUS 2: Planner templates to organize meetings
- ♥ BONUS 3: Guideline & routine posters to teach expectations



SEL MORNING MEETINGS

See What's Included

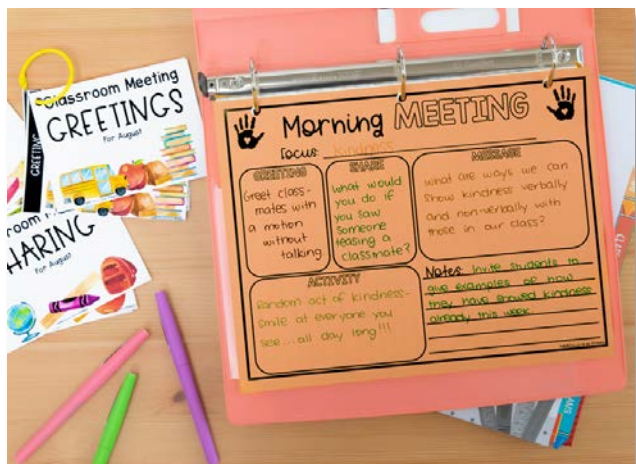
Editable Slides



Printable Cards



Planners



Posters



SEL MORNING MEETINGS

4 Types of EDITABLE Slides



GREETING

SUN:
While saying good morning to classmates, connect your hands together and open your arms up, wide, and down together.

Monday

Week

SPF 50

Illustration: A smiling sun, sunglasses, a beach bag, a watermelon, a pineapple, and a beach ball.



SHARE

Tell us about a time you had a sunburn. How did it make you feel?

Monday

Week

SPF 50

Illustration: A smiling sun, sunglasses, a beach bag, a watermelon, a pineapple, and a beach ball.



ACTIVITY

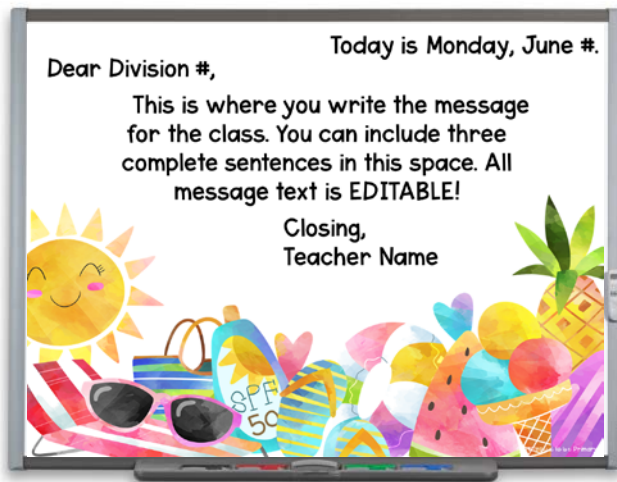
SUMMER CHARADES
The teacher will start acting out a summer activity. Kids guess until someone gets it correct. Then, it's their turn to do an action. Remember no talking or calling out! E.g: building a sandcastle, swimming, camping

Tuesday

Week

SPF 50

Illustration: A smiling sun, sunglasses, a beach bag, a watermelon, a pineapple, and a beach ball.



Dear Division #, Today is Monday, June #.

This is where you write the message for the class. You can include three complete sentences in this space. All message text is EDITABLE!

Closing,
Teacher Name

Monday

Week

SPF 50

Illustration: A smiling sun, sunglasses, a beach bag, a watermelon, a pineapple, and a beach ball.

SEL MORNING MEETINGS

Has What Teachers LOVE!

- This ONE morning meeting resource is all you need to facilitate a 15 minute meaningful morning meeting in your classroom each day!
- Use the greetings, sharing questions, activities, and messages to build healthy relationships and a strong classroom community.
- Save precious planning time and get organized as the slides and prompts are done for you!
- Facilitate meaningful discussions and keep kids engaged in important activities that build social and emotional skills.
- Editable slides allow you to customize and upload to an online platform!
- Many different greetings, sharing questions and activities included to keep interest high!
- You will have ALL the materials you need for a successful morning meeting!



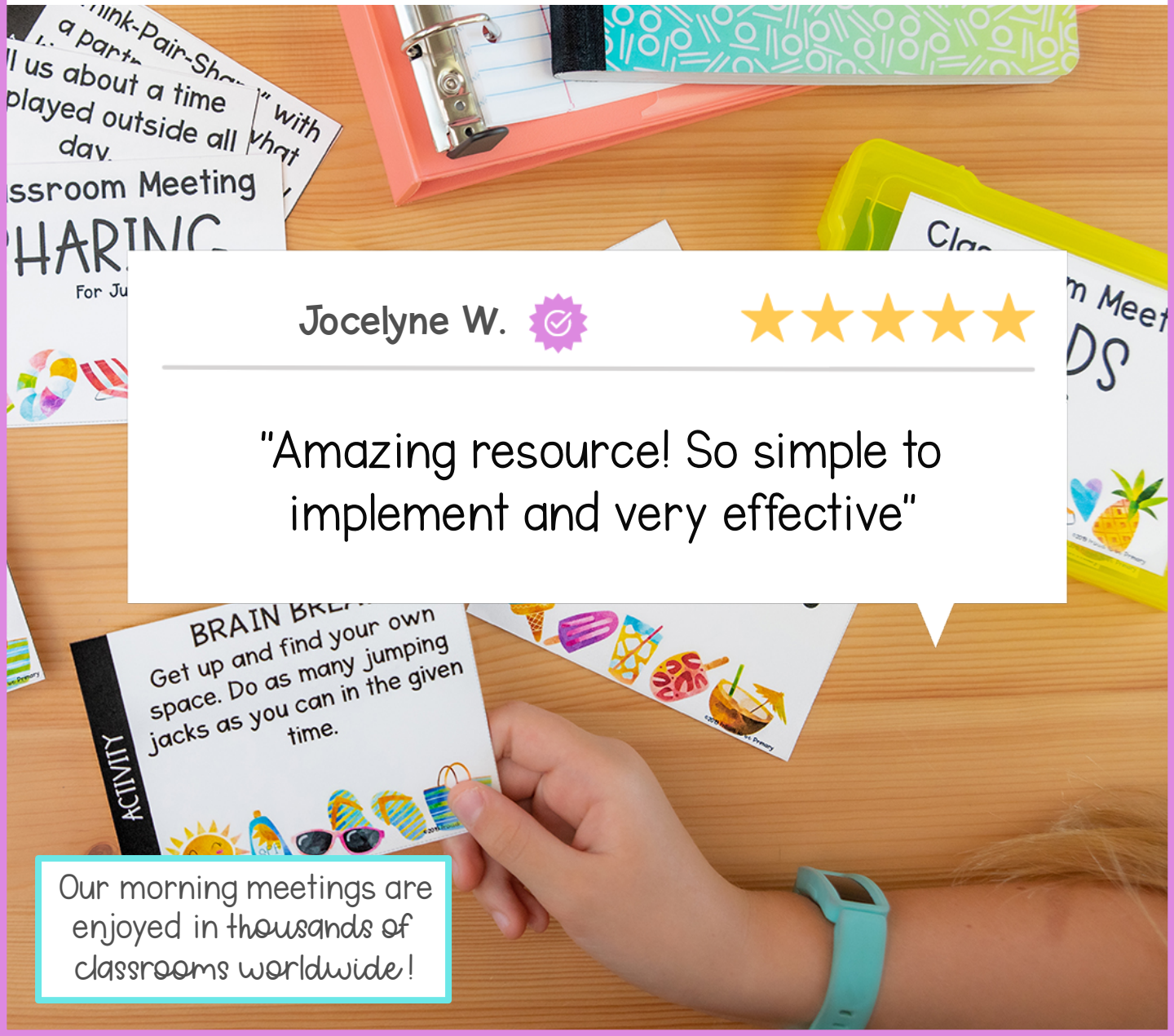
Teachers Love these meetings

Jocelyne W.



"Amazing resource! So simple to implement and very effective"

Our morning meetings are enjoyed in thousands of classrooms worldwide!



Use this
**morning
meeting**
RESOURCE

for...

- ♥ Classroom meetings
- ♥ Transitions
- ♥ Small groups
- ♥ Counseling sessions
- ♥ Brain breaks
- ♥ & more!



SEL MORNING MEETINGS

Daily Social-Emotional Topics



SEL MORNING MEETINGS

Greetings

The classroom meeting begins with a greeting. The class greets each other briefly, in a friendly way. Each greeting brings us the class together into a circle. This is a quick way to connect and foster community!

GREETING

SUN:
While saying good morning to classmates, connect your hands together and open your arms up, wide, and down together.



GREETING

ROLL THE BALL:
In a circle, greet a classmate and roll them the ball. They greet someone new and roll the ball in their direction.



GREETING

THANKFUL FOR...
Take turns and greet each other with "Good morning, ___!" and "Today, I am thankful for ___."



GREETING

ACT LIKE...
Greet classmates while acting (talking and moving) like you're at the beach.



GREETING

SUMMER FUN
In a circle, greet classmates with "Good morning!" and something you will do this summer. For example, "My name is Casper and I will go camping!"



SEL MORNING MEETINGS

Sharing

The classroom meeting continues with sharing. The class reads the question or directions provided. This is a time to share thoughts and opinions openly, while listening respectfully. This is a nice way for everyone to get to know each other better!

SHARE

Tell us about a time you had a sunburn. How did it make you feel?



SHARE

What would you do if you saw someone struggling to complete their work?



SHARE

Brainstorm and discuss...
When is it a good time to say "No!"?

SHARE

"Think-Pair-Share" with a partner about being a problem solver. How do you solve problems peacefully?



SHARE

Brainstorm and discuss...
What are two ways to protect yourself at the beach?



SEL MORNING MEETINGS

Activities

The classroom meeting continues with an activity. These are short, energetic activities that get the class moving their bodies and playing as one. The activities bring everyone together to play games, move, act, dance, work together, and have fun!

ACTIVITY

FIND A FRIEND

Find a friend with something in common with you. Listen to the teacher's direction for what to look for. E.g. letters in first name, plays the same sport.



ACTIVITY

For today's "mindful movement", we will move around the room like things at the beach. E.g. Waves, Crab, Turtle, Ball



ACTIVITY

QUOTE OF THE WEEK

"You can learn something new everyday if you listen."

Think about the quote and share with a partner what you think this quote means. Share your thoughts and feelings with the class. Write the quote on a piece of paper and take it home to share with your family.



ACTIVITY

SUMMER DANCE OFF

Everyone gets up and stands in a circle. While the music is playing, everyone dances. Kids take turns coming into the center to show of their summer dance moves.



ACTIVITY

ROLE PLAY

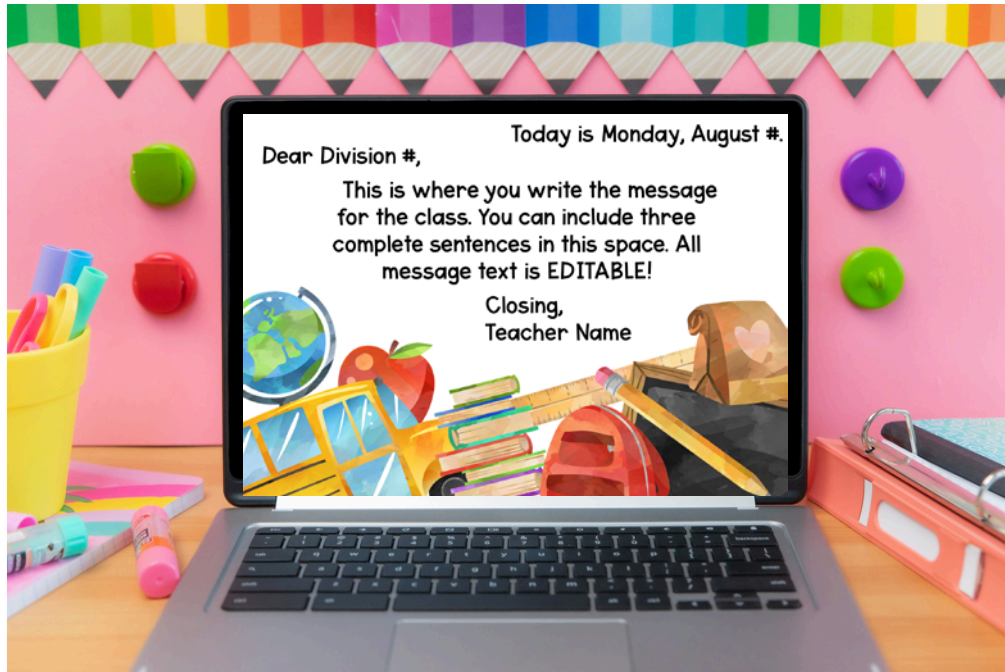
Act out being responsible in this situation:
The teacher is busy cleaning and packing for summer break.



SEL MORNING MEETINGS

Morning Messages

The classroom meeting ends with a morning message. Write a short message that let's kids know what to expect for the day, as well as the date. Read it to them or together at the end of the meeting as a way of transitioning to the next activity.



SEL MORNING MEETINGS

A Month of Slides At a Glance

											
1	2	3	4	5	6	7	8	9	10	11	12
											
13	14	15	16	17	18	19	20	21	22	23	24
											
25	26	27	28	29	30	31	32	33	34	35	36
											
37	38	39	40	41	42	43	44	45	46	47	48
											
49	50	51	52	53	54	55	56	57	58	59	60
											
61	62	63	64	65	66	67	68	69	70	71	72
											
73	74	75	76	77	78	79	80	81	82	83	84
											
85	86	87	88	89	90	91	92	93	94	95	96
											
97	98	99	100	101	102	103	104	105			

SEL MORNING MEETINGS

BONUS #1: Printable Cards

A set of EDITABLE cards are included for all greeting, sharing, and activity slides. Simply print and cut to create a set that you can use as you wish. Add them to a ring and hang them on your board for easy prep morning meetings!



SEL MORNING MEETINGS

BONUS #2: Posters

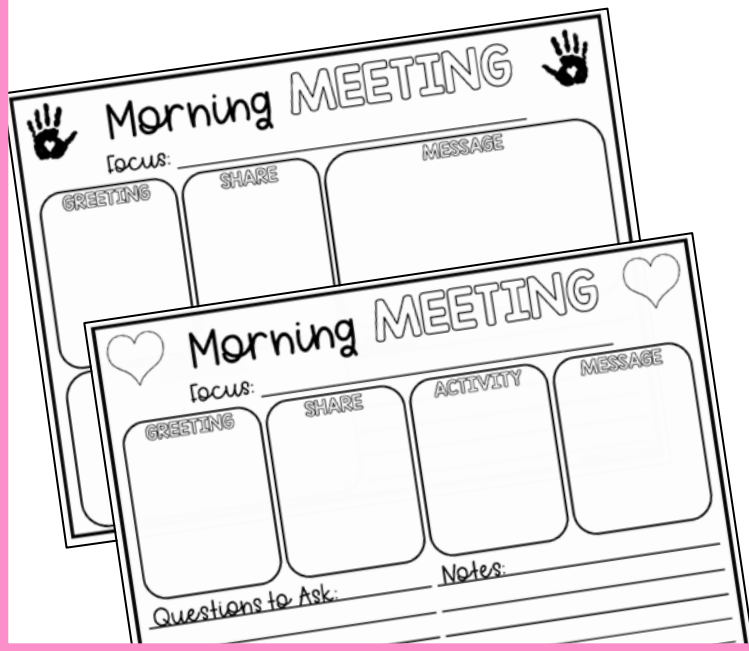
Posters are included to teach guidelines for each part of the meeting. Use them to teach the class what the different parts of the meeting are and what the expectations are. There are three posters included: greeting, sharing, and activity. They are included in color and black & white.



SEL MORNING MEETINGS

BONUS #3: Planners

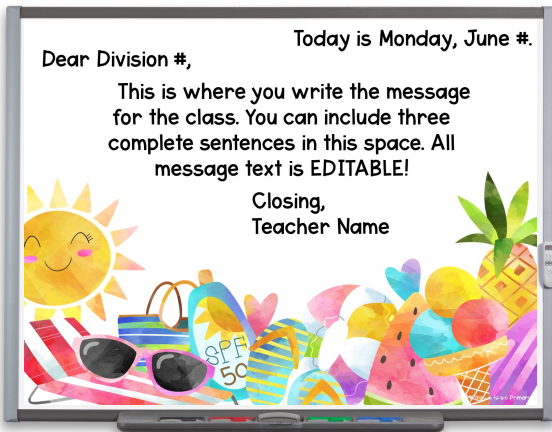
Planner templates are included to help organize your morning meeting. Simply print a copy, record the greeting, sharing, activity, message, and any questions or notes you may have about that day's meeting. A version for an afternoon meeting is included if you wish to run your classroom meeting later in the day!



SEL MORNING MEETINGS

How to Use this Resource

- ✓ This resource is ready to go! Simply download and unzip the folder. Open the PowerPoint, Google slides, or PDF document you want to use.
- ✓ Project it onto your whiteboard, screen, or SmartBoard.
- ✓ You only need to type in your daily morning message onto the slide. The rest is created for you!
- ✓ Everything is EDITABLE if you wish to change any of the wording!
- ✓ You can also open the file on your tablet, open the Google slides version, or use the included printable cards. The options are endless!



NOTES:

- The font used in the PPT files are not embedded or included. Fonts are embedded in the PDF documents.
- You can purchase the one I used [HERE](#) (APL Real Talk) or try a similar FREE font like [THIS ONE](#) or [THIS ONE](#).
- To eliminate the blue boxes in the PDF, click the top right 'Highlight Existing Fields' option.

Teachers Love these meetings



Karen K.



“Love these slides! Couldn’t have done this year without them!”



Our morning meetings are enjoyed in thousands of classrooms worldwide!

Learn More About

Proud to Be Primary

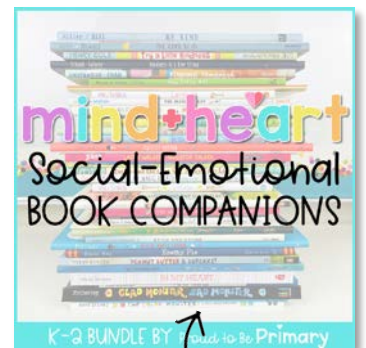
SEL MORNING MEETINGS

Learn about teaching an effective morning meeting in K-2 with our morning meeting resources.

CLICK to learn more!



Social-Emotional Resources for K-2



Click the images to see the SEL morning meeting BUNDLE & resources with EVERYTHING you need for a year of SEL!

Want a **FREE** Sample of **SEL** MORNING MEETINGS?



SIGN UP TO GET A WEEK OF MORNING MEETINGS FOR FREE!



I'd love for you to try a sample of the MIND+HEART SEL Morning Meetings with your students to see if it is a perfect fit for you and your students!

CLICK HERE TO
GRAB YOUR
FREE SAMPLE!

SEL MORNING MEETINGS

Background

The mind+heart SEL Morning Meeting resource aligns to the CASEL framework of the 5 core competencies for SEL (self-awareness, self-management, responsible decision making, social awareness, and relationship skills), as well as other state SEL initiatives. It also follows the Responsive Classroom organization of a morning meeting with a greeting, sharing, group activity, and morning message.

The ultimate goal of this resource is to help teachers incorporate SEL into the classroom during short chunks of available time. With the low-prep format of this resource, teachers can easily post and flip through the daily slides that will guide and lead the classroom meeting seamlessly and effectively.

Through a daily classroom meeting, the classroom environment will be enhanced, relationships will develop, and community will grow. Daily classroom meetings can and will dramatically change the climate of your classroom for the better! Children will connect with and learn about peers and develop social skills, while openly sharing about themselves and developing self-awareness at the same time.