

DRAW

food

20 directed drawings + reading & writing activities




Proud to Be Primary

DRAW food

Proud to Be Primary

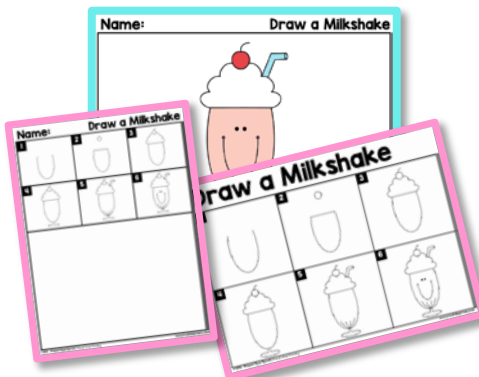
What is Included in this Resource

- ♥ 20 high-interest drawings for 4 types of food (5 for each type)
- ♥ 4-6 step directed drawing activities for kindergarten, first, and second grade
- ♥ Drawing, writing, and reading activities that encourage creativity and writing confidence
- ♥ A variety of templates and line options make differentiation easy
- ♥ Covers to create art portfolios and booklet options

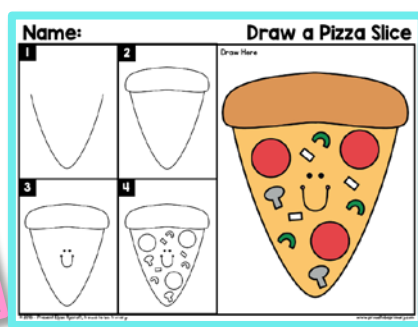


DRAW food

6-Step Templates




4-Step Drawings




Covers & Booklets



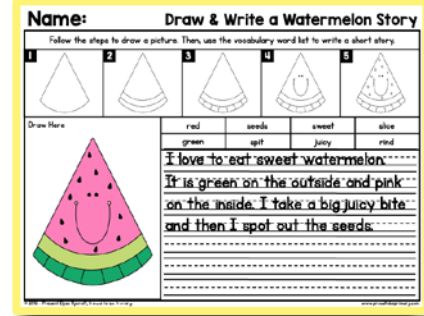
Draw & Write




Opinion Writing



Writing w/ Vocabulary



Drawing + Reading Comprehension Passages



Drawing Task Cards



Why You Need

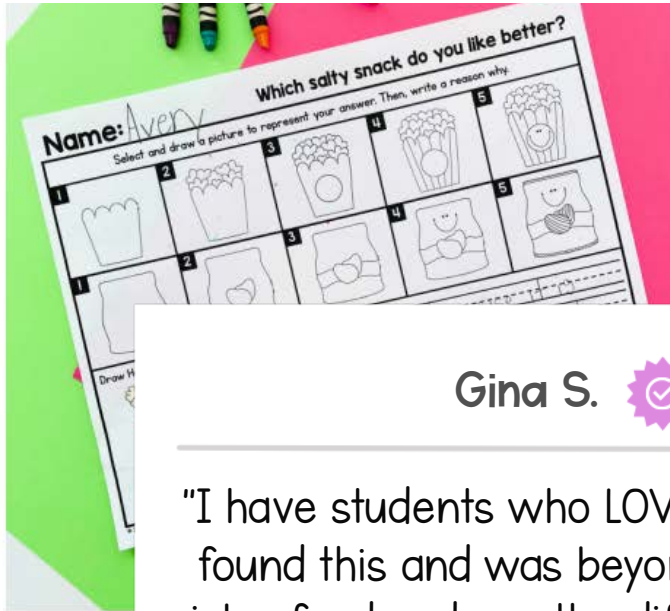


- This themed directed drawing resource has everything you need to teach your students how to draw.
- Children learn to draw a variety of kid-friendly pictures while building fine motor skills and using their creativity.
- The drawings are things that young children should learn to draw that will help them draw independently.
- This resource saves you time as it comes with everything you'd need to spark creativity and build confidence in your students!
- Many print-and-go options, as well as reading and writing activities, make this a resource that can be easily differentiated.
- There are a variety of templates to give your students choice to create drawings and writing they're proud of and excited to share!



Check out the [BUNDLE](#) with 125 drawings!

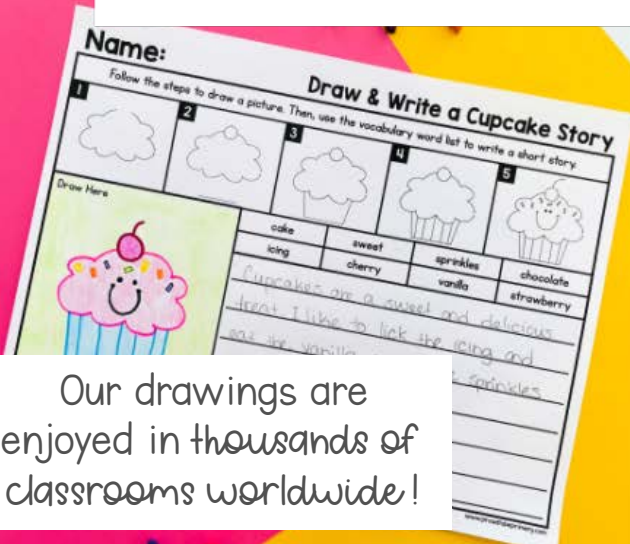
Teachers Love our drawings




Gina S.



"I have students who LOVE to draw and discuss food! I found this and was beyond excited. They can't wait to pick a food and use the different levels of worksheets to help them with their writing."




Our drawings are enjoyed in thousands of classrooms worldwide!



20 Drawings in this Resource

Favorites:

pizza
fries
burger
taco
milkshake



Fruits:

watermelon
strawberry
grapes
pineapple
banana



Vegetables:

corn
broccoli
carrot
tomato
avacado



Treats & Snacks:



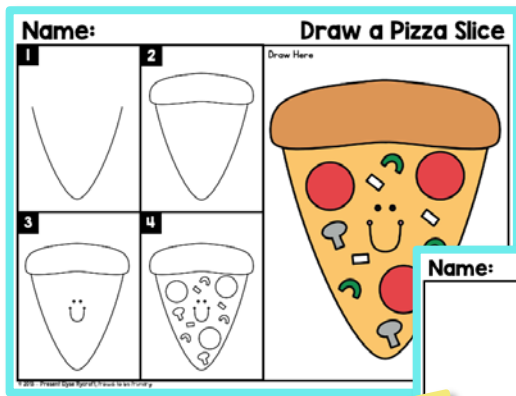
cupcake
donut
ice cream
popcorn
chips



DRAW food

4 & 6-STEP DRAWINGS

Different templates are provided with 4 or 6 step instructions. Draw a picture with 4-step instructions that are up-close and easy to follow. Draw a picture following 6-step written or image instructions on a separate page.

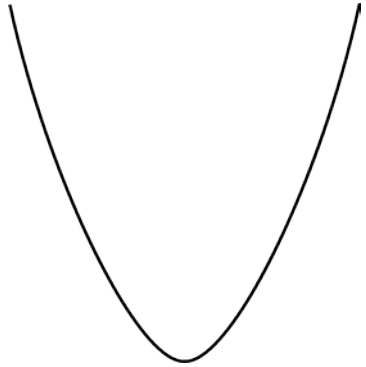


Create a student drawing journal or portfolio with a collection of their best work and a cover.

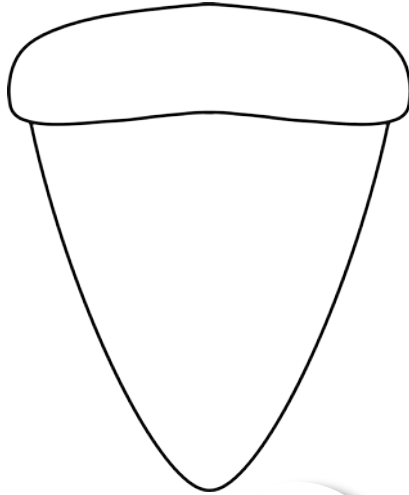
Name: _____

Draw a Pizza Slice

1



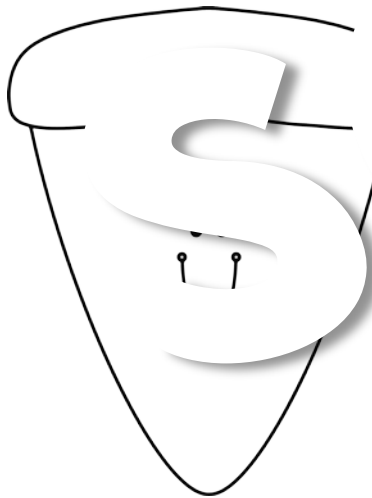
2




Draw Here



3

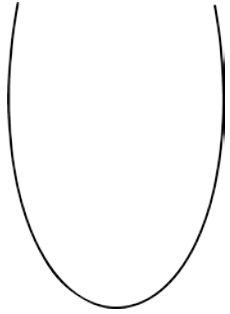


4



Draw a Milkshake

1



2




3



4




6



Name:

Draw a Milkshake



Sample

WRITING ACTIVITIES

There are a variety of templates for writing practice with two types of writing lines.

Name: _____ **Draw & Write a Watermelon Story**

Follow the steps to draw a picture. Then, use the vocabulary word list to write a short story.

1

2

3

4

5

Draw Here

red	seeds	sweet	slice
green	spit	juicy	rind

I love to eat sweet watermelon.
It is green on the outside and pink on the inside. I take a big juicy bite and then I spit out the seeds.

Type 1: Follow the steps to draw a picture and write a short story using the vocabulary word list.

Type 2: Answer an opinion question by drawing a chosen answer and writing a sentence.

Name: _____ **Which do you like better?**

Select and draw a picture to represent your answer. Then, write a reason why.

1

2

3

4

5

1

2

3

4

5

Draw Here

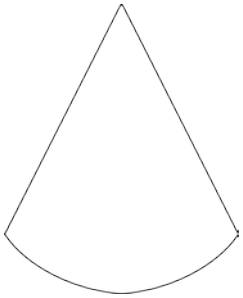
I like corn better than broccoli. It is sweet and crunchy. I like to eat it on the cob with butter.

Name:

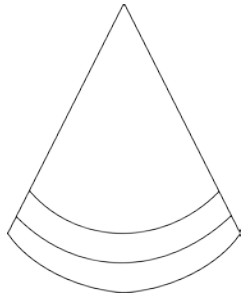
Draw & Write a Watermelon Story

Follow the steps to draw a picture. Then, use the vocabulary word list to write a short story.

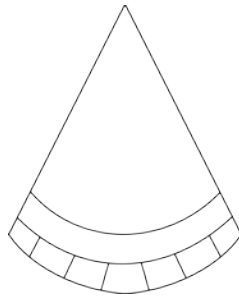
1



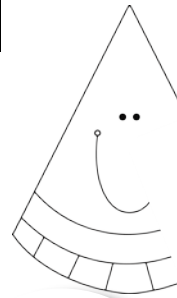
2



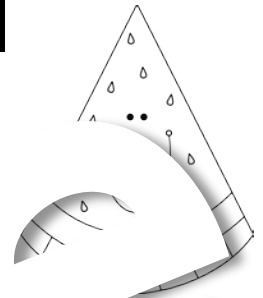
3



4



5



Draw Here



red

green

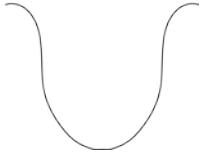
I drew a watermelon.
It is green on the outside and pink on the inside. I take a big juicy bite and then I spit out the seeds.

Name:

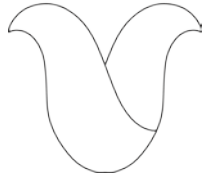
Which do you like better?

Select and draw a picture to represent your answer. Then, write a reason why.

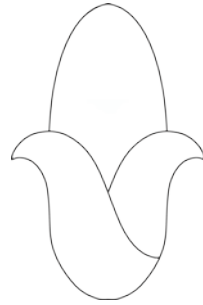
1



2



3




4




5




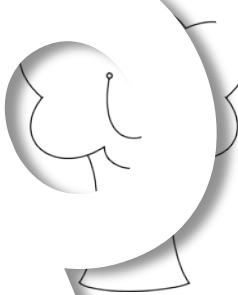
1



2



3



Draw Here



I like corn better than broccoli. It
is sweet and crunchy. I like to eat
it on the cob with butter.

READING ACTIVITIES

There are 3 differentiated reading activities using a reading passage. Read a short passage and draw a corresponding picture. Then, either circle to answer a comprehension question or record three sight words from the text.

Name: _____


Read & Draw

Ice Cream

Read the passage and answer the question.


Ice cream is a cold treat made from frozen cream and flavoring. Ice cream comes in many different flavors like vanilla and chocolate. There are also flavors with things mixed in like cookies or candy. Ice cream can be eaten in a cone or in a bowl. People also like to top their ice cream with syrups and sprinkles.

Draw Here




Which is NOT a way to eat ice cream?


1



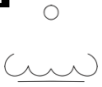
2



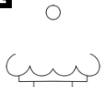
3




1



2



3



4



5



6



7



8



9



10



11



12



13

14

15

16

17

18

19

20

21

22

23

24

25

26

27

28

29

30

31

32

33

34

35

36

37

38

39

40

41

42

43

44

45

46

47

48

49

50

51

52

53

54

55

56

57

58

59

60

61

62

63

64

65

66

67

68

69

70

71

72

73

74

75

76

77

78

79

80

81

82

83

84

85

86

87

88

89

90

91

92

93

94

95

96

97

98

99

100

101

102

103

104

105

106

107

108

109

110

111

112

113

114

115

116

117

118

119

120

121

122

123

124

125

126

127

128

129

130

131

132

133

134

135

136

137

138

139

140

141

142

143

144

145

146

147

148

149

150

151

152

153

154

155

156

157

158

159

160

161

162

163

164

165

166

167

168

169

170

171

172

173

174

175

176

177

178

179

180

181

182

183

184

185

186

187

188

189

190

191

192

193

194

195

196

197

198

199

200

201

202

203

204

205

206

207

208

209

210

211

212

213

214

215

216

217

218

219

220

221

222

223

224

225

226

227

228

<




Name: _____

Read & Draw

Cupcakes

Cupcakes are a yummy treat made out of a small cake with icing and other toppings. Cupcakes can come all kinds of different flavors like vanilla, chocolate, strawberry, or even pumpkin. Icing can come in a lot of the same flavors or even more like cream cheese or peanut butter. Cupcakes can sometimes have different toppings like sprinkles, chocolate chips.

Draw Here



Name:

Read & Draw

Donuts

Read the passage and highlight your sight words.

Donuts are a sweet food that are circle shaped with a hole in the middle. There are other types of donuts that come in different shapes too. Some are even filled with cream. Donuts are cut out of dough and then fried or baked. They are topped with icing, sprinkles, and other toppings.

Draw Here



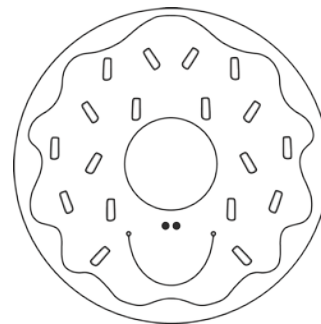
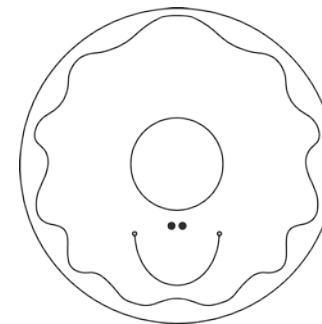
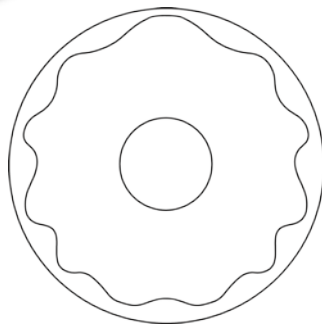
Write the sight words you found.

1. the

2. too

3. that

4. of



Name: _____

Read & Draw

Ice Cream

Read the passage and answer the question.

Ice cream is a cold treat made from frozen cream and flavoring. Ice cream comes in many different flavors like vanilla and chocolate. There are also flavors with things mixed in like cookies or candy. Ice cream can be eaten in a cone or in a bowl. People also enjoy their ice cream with toppings like sprinkles.





Draw Here



How many ways to eat ice cream?



sprinkles.



VERSATILE ACTIVITIES

There are fun versatile pages included to encourage choice.

Name: _____ **Draw & Write**

1

2

3

4

5

Draw Here

Gary the grape
grew on a vine.
He had lots of
sun and water.
he was
fine.

Type 1: Draw a picture in the space provided with the 5-step instructions. Cut and paste a strip at the top of the page.

Type 2: Pick and choose what to draw a picture of in the space provided with your choice of 5-step drawing.

Name: _____ **Pick & Draw**

Using your chosen directed draw strips, create a picture!
Then, write a story to match.

My favorite lunch to
is a cheeseburger. I
to eat it with french
fries and a soda.

Pick and Draw Activity Strips

Cut short strips of drawing directions and let students choose a picture. They then use their chosen drawing to create a picture and writing on one of the provided pages.

1

2

3

4

5

1

2

3

4

5

1

2

3

4

5

1

2

3

4

5

Name:

Draw & Write

1

2

3

4

5

Draw Here



Grape

grows on a vine.

It needs lots of

sun and water so

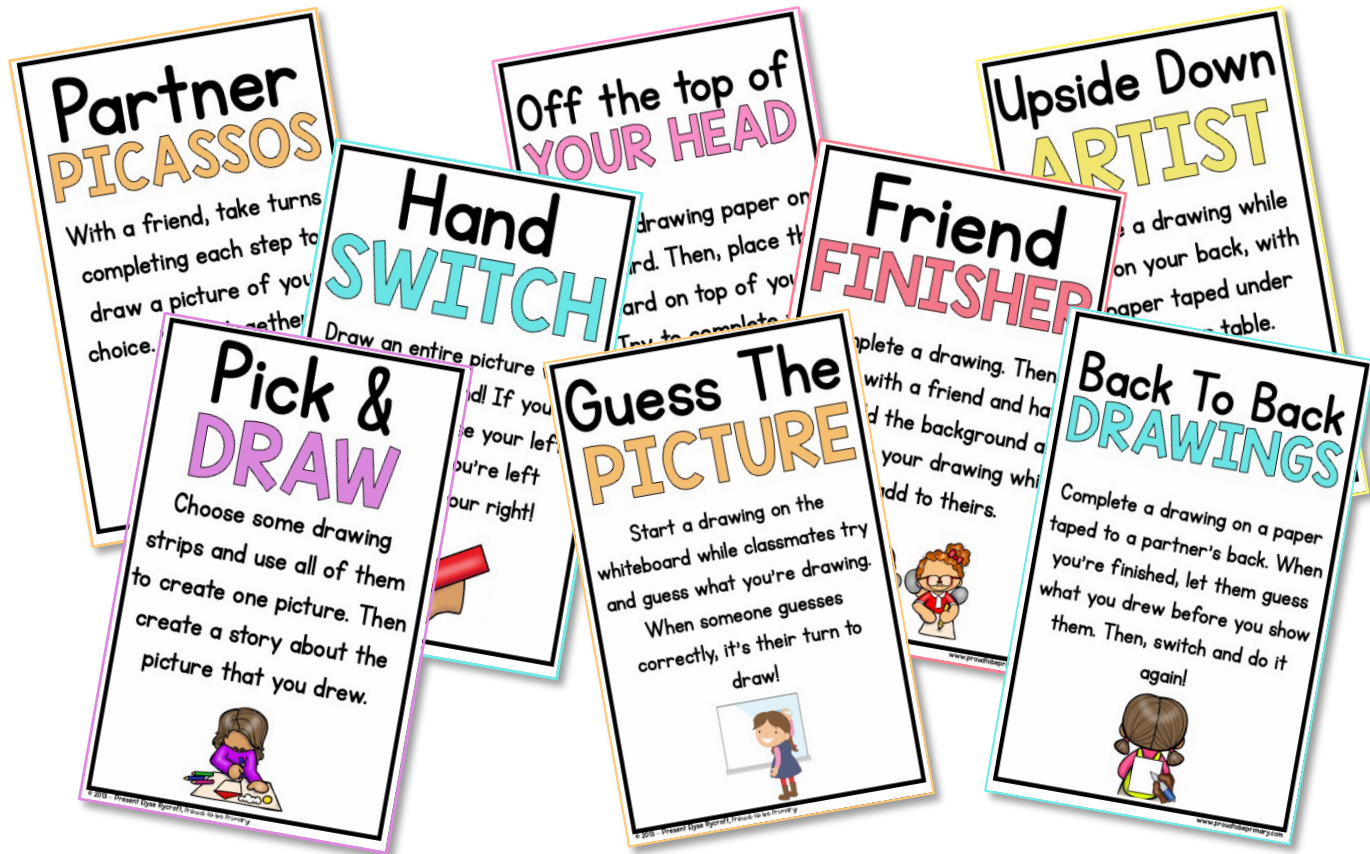
he was feeling

fine.

Proud to Be Primary

DRAW food TASK CARDS

Create more fun drawing opportunities using the directed drawing task cards! Available in color and black & white.



Use **DIRECTED** **draws** for...

- ♥ Art & drawing lessons
- ♥ Whole group activities
- ♥ "FUN" Friday
- ♥ Early finisher activities
- ♥ Morning work
- ♥ Small group activities
- ♥ Sub-plans
- ♥ Home activities
- ♥ & More!

Name: _____

Follow the steps to draw a picture. Then, use the vocabulary word list to write a

Draw & Write a Cupcake

1. Here

2.

3.

4.

5.

cake	sweet	sprinkles
icing	cherry	vanilla

Cupcakes are a sweet and delicious treat. I like to lick the icing and eat the vanilla cake. The sprinkles are the best part!

www.proudtobeprimary.co.uk

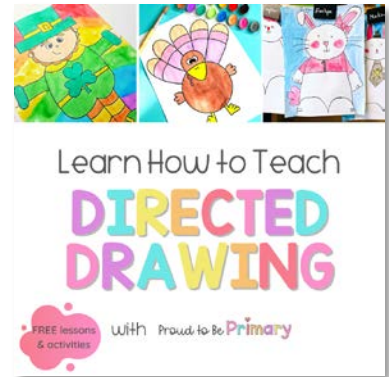
Proud to Be Primary

TEACH directed drawing

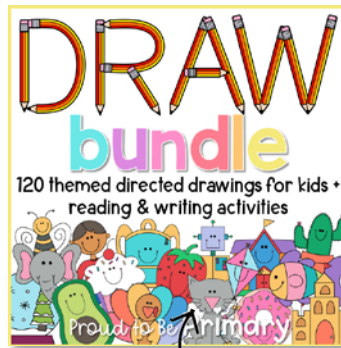
With Elyse from Proud to Be Primary

Learn how to teach
directed drawing &
get tutorials in our
FREE training

CLICK TO JOIN



Drawing resources for K-2



Click the images to see the Directed Drawing BUNDLES
with EVERYTHING you need for the whole year!

Want a FREE sample of our directed drawings?



SIGN UP TO GET A SEASONAL
DIRECTED DRAWING PACK FOR FREE!



I'd love for you to try a sample of our directed drawings and activities with your students to see if it is a perfect fit for you and your students!

CLICK HERE TO
GRAB YOUR
FREE SAMPLE!