

February SEL MORNING MEETINGS

4 Weeks of Editable Materials

Proud to Be
Primary



Slides

Cards

Posters

Planner

SEL MORNING MEETINGS

See What's Included

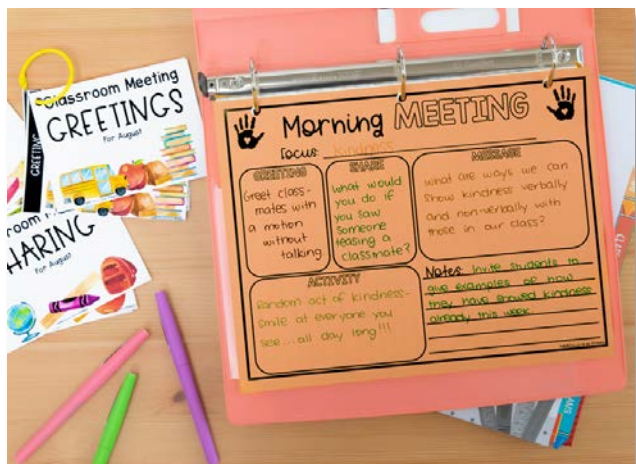
Editable Slides



Printable Cards



Planners



Posters



SEL MORNING MEETINGS

4 Types of EDITABLE Slides



GREETING

week 2 Wednesday

I LOVE IT!
Going around the circle, each child will say "My name is ___ and I love ___ (something that relates to food)." The class says "Good morning, ___!"

XOXO



SHARE

week 1 Tuesday

What would you do to show your friends you care on Valentine's Day?

XOXO



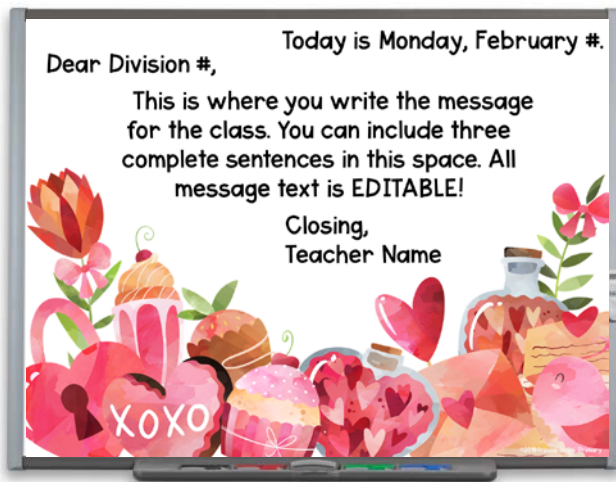
ACTIVITY

week 1 Monday

For today's "mindful meditation", we will be heart-centered.

Sit up in a comfortable way. Be still, close your eyes, and take deep, slow breaths in and out through your nose. Place one hand over your heart. Feel your heart beating. Think happy thoughts. How does you feel when you are happy? What makes you happy?

XOXO



Today is Monday, February #.

Dear Division #,

This is where you write the message for the class. You can include three complete sentences in this space. All message text is EDITABLE!

Closing,
Teacher Name

XOXO

SEL MORNING MEETINGS

Has What Teachers LOVE!

- This ONE morning meeting resource is all you need to facilitate a 15 minute meaningful morning meeting in your classroom each day!
- Use the greetings, sharing questions, activities, and messages to build healthy relationships and a strong classroom community.
- Save precious planning time and get organized as the slides and prompts are done for you!
- Facilitate meaningful discussions and keep kids engaged in important activities that build social and emotional skills.
- Editable slides allow you to customize and upload to an online platform!
- Many different greetings, sharing questions and activities included to keep interest high!
- You will have ALL the materials you need for a successful morning meeting!



Teachers Love these meetings

Rebecca H.



"These morning meeting slides are so cute! They have a nice variety of sharing and activities for the entire month. Easily editable and super convenient to use."

Our morning meetings are enjoyed in thousands of classrooms worldwide!

ELBOW SHAKE:
Greet classmates by linking arms, shaking elbows, and saying "Good morning, ____."

Tell us about a time you felt nervous to do something. What happened?

Use this morning meeting RESOURCE

for...

- ♥ Classroom meetings
- ♥ Transitions
- ♥ Small groups
- ♥ Counseling sessions
- ♥ Brain breaks
- ♥ & more!



SEL MORNING MEETINGS

Daily Social-Emotional Topics

MINDFUL
MONDAY

Today we will practice
mindfulness strategies!

TAKE-CHARGE
TUESDAY

Today we will practice
being responsible!

WISE
WEDNESDAY

Today we will practice
being self-aware!

THOUGHTFUL
THURSDAY

Today we will practice being
socially aware and thankful!

FRIENDLY
FRIDAY

Today we will be a friend
and practice kindness!

SEL MORNING MEETINGS

Greetings

The classroom meeting begins with a greeting. The class greets each other briefly, in a friendly way. Each greeting brings us the class together into a circle. This is a quick way to connect and foster community!

GREETING



BUTTERFLY:
While saying good morning to classmates, hook thumbs together and wave your fingers.

GREETING



THANKFUL FOR...
Take turns and greet each other with "Good morning, ___!" and "Today, I am thankful for ___."

GREETING



DANCE MOVES:
Greet each classmate with "Good morning, ___!" while doing your favorite dance move.

GREETING



GIVE A COMPLIMENT:
Greet classmates by saying "Good morning, ___!" and give them a compliment (You are..., I think you..., I like how...).

GREETING



WHAT I LOVE
In a circle, greet classmates with "Good morning!" and something you love. For example, "My name is Rubin and I love reading books!"

SEL MORNING MEETINGS

Sharing

The classroom meeting continues with sharing. The class reads the question or directions provided. This is a time to share thoughts and opinions openly, while listening respectfully. This is a nice way for everyone to get to know each other better!

SHARE

Tell us about a time you felt left out of a group.



SHARE

What would you do to show your friends you care on Valentine's Day?



SHARE

Brainstorm and discuss...
What are your three favorite emotions?



SHARE

"Think-Pair-Share" with a partner about compliments. What are the best kind to receive? Why?



SHARE

Brainstorm and discuss...
When do you need to be brave?



SEL MORNING MEETINGS

Activities

The classroom meeting continues with an activity. These are short, energetic activities that get the class moving their bodies and playing as one. The activities bring everyone together to play games, move, act, dance, work together, and have fun!

ACTIVITY

For today's "mindful meditation", we will be heart-centered.

Sit up in a comfortable way. Be still, close your eyes and take deep, slow breaths in and out through your nose. Hand over your heart. Feel your heart beating. Thoughts. How does you feel when you are happy?



ACTIVITY

QUOTE OF THE WEEK
"The only way to have a friend is to be one." ~ Ralph Waldo Emerson

Think about the quote and share with a partner what you think this quote means. Share your thoughts and discuss with the class. Write the quote on a piece of paper and decorate it. Bring it to share with you.



ACTIVITY

BRAIN BREAK
Get up and find a friend that matches you in some way. Then, find another friend that matches you in a different way.

ACTIVITY

RANDOM ACT OF KINDNESS CHALLENGE
Today's random act of kindness is to make a Valentine's Day card for a friend.
Select someone to perform this act of kindness on. Bonus points if you continue to spread kindness in different ways!



ACTIVITY

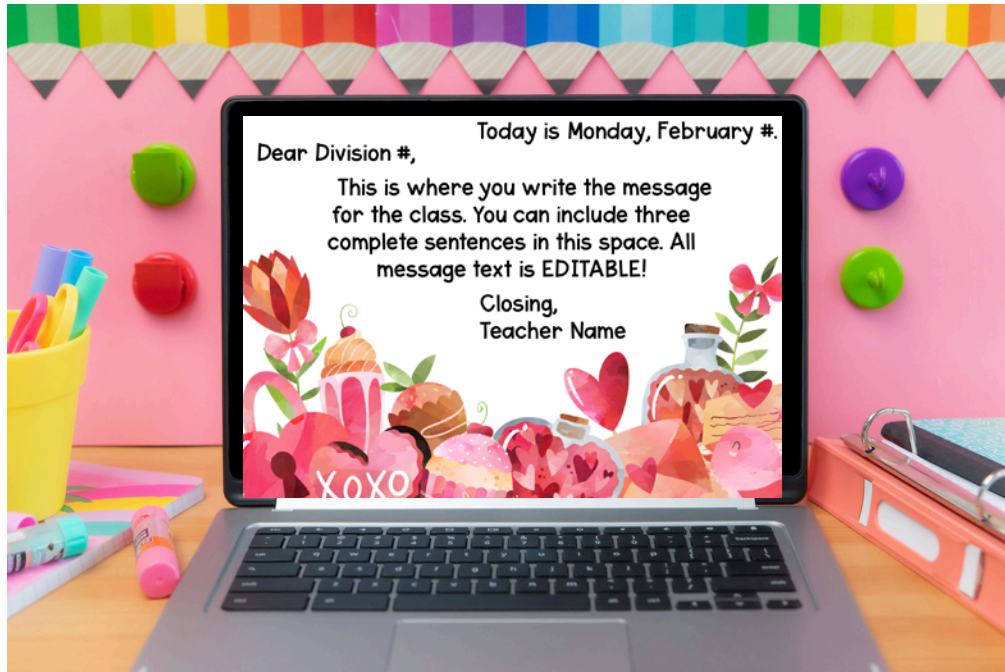
FRIENDSHIP CHARADES
The teacher will start acting out a way to be a friend. Kids guess until someone gets it correct. Then, its their turn to do an act of friendship. Remember no talking or calling out!
Eg: helping, playing, telling a joke



SEL MORNING MEETINGS

Morning Messages

The classroom meeting ends with a morning message. Write a short message that let's kids know what to expect for the day, as well as the date. Read it to them or together at the end of the meeting as a way of transitioning to the next activity.



SEL MORNING MEETINGS

A Month of Slides At a Glance

											
1	2	3	4	5	6	7	8	9	10	11	12
											
13	14	15	16	17	18	19	20	21	22	23	24
											
25	26	27	28	29	30	31	32	33	34	35	36
											
37	38	39	40	41	42	43	44	45	46	47	48
											
49	50	51	52	53	54	55	56	57	58	59	60
											
61	62	63	64	65	66	67	68	69	70	71	72
											
73	74	75	76	77	78	79	80	81	82	83	84
											
85	86	87	88	89	90	91	92	93	94	95	96
											
97	98	99	100	101	102	103	104	105			

SEL MORNING MEETINGS

BONUS #1: Printable Cards

A set of EDITABLE cards are included for all greeting, sharing, and activity slides. Simply print and cut to create a set that you can use as you wish. Add them to a ring and hang them on your board for easy prep morning meetings!



SEL MORNING MEETINGS

BONUS #2: Posters

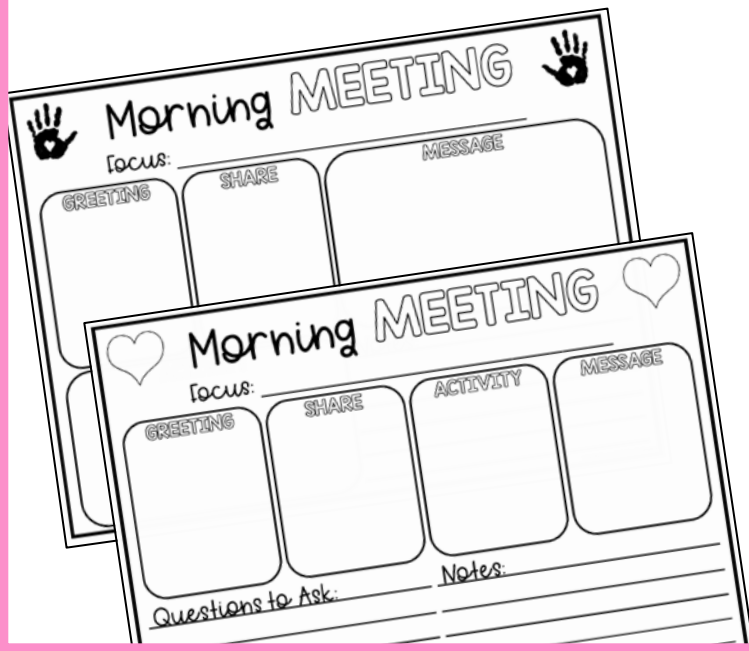
Posters are included to teach guidelines for each part of the meeting. Use them to teach the class what the different parts of the meeting are and what the expectations are. There are three posters included: greeting, sharing, and activity. They are included in color and black & white.



SEL MORNING MEETINGS

BONUS #3: Planners

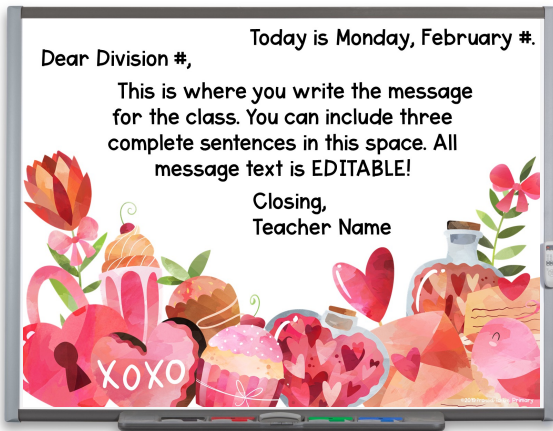
Planner templates are included to help organize your morning meeting. Simply print a copy, record the greeting, sharing, activity, message, and any questions or notes you may have about that day's meeting. A version for an afternoon meeting is included if you wish to run your classroom meeting later in the day!



SEL MORNING MEETINGS

How to Use this Resource

- ✓ This resource is ready to go! Simply download and unzip the folder. Open the PowerPoint, Google slides, or PDF document you want to use.
- ✓ Project it onto your whiteboard, screen, or SmartBoard.
- ✓ You only need to type in your daily morning message onto the slide. The rest is created for you!
- ✓ Everything is EDITABLE if you wish to change any of the wording!
- ✓ You can also open the file on your tablet, open the Google slides version, or use the included printable cards. The options are endless!



NOTES:

- The font used in the PPT files are not embedded or included. Fonts are embedded in the PDF documents.
- You can purchase the one I used [HERE](#) (APL Real Talk) or try a similar FREE font like [THIS ONE](#) or [THIS ONE](#).
- To eliminate the blue boxes in the PDF, click the top right 'Highlight Existing Fields' option.

Teachers Love these meetings

Renee K.



"My students absolutely love these Morning Meeting slides! They are fun, engaging, and encourage some great class discussion! Thank you!"

Our morning meetings are enjoyed in thousands of classrooms worldwide!

THANK YOU LETTER

Work together as a class to write a letter of thanks to someone in the school. The teacher will write the words that the class decides on. Works great if written on a large sheet of poster paper. Once the letter is complete, everyone signs and delivers it.



Learn More About

Proud to Be Primary

SEL MORNING MEETINGS

Learn about teaching an effective morning meeting in K-2 with our morning meeting resources.

CLICK to learn more!



Social-Emotional Resources for K-2



Click the images to see the SEL morning meeting BUNDLE & resources with EVERYTHING you need for a year of SEL!

Want a **FREE** Sample of **SEL** MORNING MEETINGS?



SIGN UP TO GET A WEEK OF MORNING MEETINGS FOR FREE!



I'd love for you to try a sample of the MIND+HEART SEL Morning Meetings with your students to see if it is a perfect fit for you and your students!

[**CLICK HERE TO
GRAB YOUR
FREE SAMPLE!**](#)

SEL MORNING MEETINGS

Background

The mind+heart SEL Morning Meeting resource aligns to the CASEL framework of the 5 core competencies for SEL (self-awareness, self-management, responsible decision making, social awareness, and relationship skills), as well as other state SEL initiatives. It also follows the Responsive Classroom organization of a morning meeting with a greeting, sharing, group activity, and morning message.

The ultimate goal of this resource is to help teachers incorporate SEL into the classroom during short chunks of available time. With the low-prep format of this resource, teachers can easily post and flip through the daily slides that will guide and lead the classroom meeting seamlessly and effectively.

Through a daily classroom meeting, the classroom environment will be enhanced, relationships will develop, and community will grow. Daily classroom meetings can and will dramatically change the climate of your classroom for the better! Children will connect with and learn about peers and develop social skills, while openly sharing about themselves and developing self-awareness at the same time.