


FALL writing & words

Fall Theme Words

Easy prep: Print (enlarge to 11"x17" if you wish) and cut along the center line. Provide each student with their own word about fall or back to school.

Lesson Idea: Have students illustrate the word by drawing a detailed picture and then color it. You could also have your students look up the definition of their word and write it down as well. They could "teach" their word to the class.



Other ways to use these:




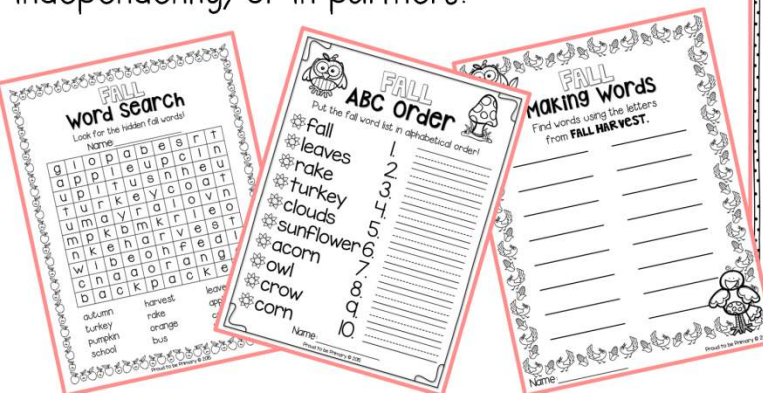
FALL writing & words

Fall Word Activities

Easy prep: Simply print and go with these word work activities that are simple to explain and have your students work on independently.

Other ways to use these: These activities are great for morning work, work for fast finishers, or word work centers. Complete as a class, independently, or in partners.

Lesson Idea: The 'Fall Scavenger Hunt' is a fun activity to do outside with your class. Have your students bring clipboards and the sheet to record the different things they notice about the weather, animals, and trees in fall.



FALL writing & words

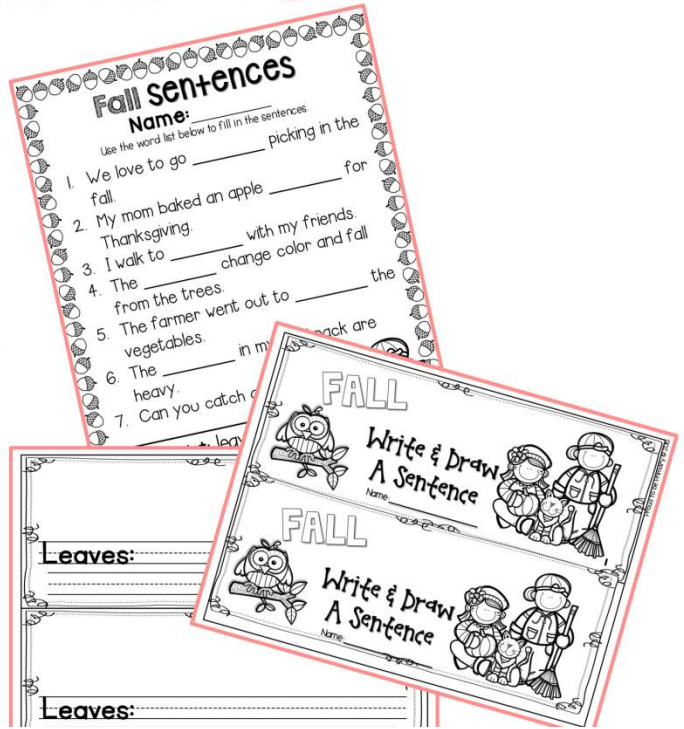
Fall sentences

Easy prep: Simply print and go with the 'Fall Sentences' worksheet. The 'Write & Draw a Sentence' mini books must be printed off as a booklet and then stapled and cut along the middle.

Lesson Idea: Have students practice their reading and writing skills with these sentence activities. The mini book is great for practicing letter formation, handwriting, and sentence structure.

Other ways to use

these: These activities are great for morning work, work for fast finishers, or word work centers. These are also useful for se



FALL writing & words


Fall Visualizing and Following Directions

Easy prep: Print and provide a sheet to each student. They will also need a pencil and materials for coloring.

Lesson Idea: Read the steps in the instructions to your class as they color in the picture or read the story to your class as they draw the appropriate items. These activities can also be completed independently or with a partner.

Other ways to use

this: These activities are useful as assessment tools to check your students listening skills and ability to follow directions.



FALL writing & words

Fall Creative Writing

Easy prep: Print off the writing paper for each student. Optional templates given to create easy crafts to go along with student writing.

Lesson Idea: Put a photograph of your students holding on to a pencil or their face on the pumpkin to create cute, writing displays. Read a picture book related to the writing topic to encourage ideas.

Other ways to use

this: Give your students the Create-a-Story board and writing paper and have them create their own creative story using the w



FALL writing & words

Fall How-to Writing

Intro: Teach your students about how-to writing using these fun topics. Discuss and plan as a class the steps before hand, if necessary. Give each student a copy of the template.

Lesson Idea: Use the craft pieces to build a turkey and then color and decorate the turkey. The steps to making the turkey craft can then be used for the writing activity. Together they make a great fall display!

Other ways to use

this: Head to Pinterest to find some cute art ideas to go along with 'How to Catch a Turkey.' Combine writing with an art activity.



FALL writing & words

FALL POETRY Writing


Intro: Prepare your class for these poetry lessons by reading a non-fiction book about spring and brainstorming words and ideas about fall and school.

Lesson Idea: Create a funny poem with your class with the 'In the Fall' poem template. Have your students writing down things they can do in the fall (e.g., jump in leaves, wear a coat), but can't do (e.g., jump in the ocean, wear flip flops).

Other ways to use

this: Come up with words that start with the letters for AUTUMN (e.g.,

A=ac
A=clas



FALL writing & words

FALL Non-FICTION Writing

Intro: Use non-fiction books to teach your class about the topic. Brainstorm ideas as a class, then have your students complete a brainstorming sheet.

Lesson Idea: After completing the brainstorming sheet or after coming up with ideas as a class, students can use the ideas to write a non-fiction story about the topic.

Other ways to use

these: These writing topics connect well with science about seasonal changes.




FALL writing & words

Fall Personal Writing

Intro: Have class discussions about fall and the fall activities that students do. Have your students share their back to school experience.

Lesson Idea: Discuss with your students their fieldtrip or family trip to the pumpkin patch. Read books about Thanksgiving and share the delicious food they had and what they gave thanks for. They can write about their Thanksgiving on the 'My Thanksgiving Feast' sheet.

Other ways to use this: Brainstorm, as a class, all the fall things students can relate to fall using their senses. They can share what they see, feel, hear, taste, and smell.




FALL writing & words

Fall Opinion & List Writing

Easy prep: The list templates can be easily printed off, cut and placed in your writing center as extra practice with listing spring words, changes, and favorites.

Lesson Idea: Teach your students about opinion writing with the 'Fall: Love it or Hate it?' activity. Discuss all the "good" and "bad" things about fall with your class and have them make their argument in a paragraph.

Other ways to use this: Print, cut and staple the 'In the Fall, I Love' mini books and have your students share the things that they love best about fall. Another option is to make the 'Things I Like About School' mini-book and share what they enjoy most about school.



FALL writing & words

Fall Write-a-Story Picture Prompts

Easy prep: These 'Write-a-Story' prompts make great, simple activities for your writing center or during your work on writing time.

Lesson Idea: Have students examine the photograph and think of a story idea. They could come up with names of the characters, a problem, and a solution. Have them prepare for writing by sharing their ideas with a partner.

Other ways to use

this: Start with your students writing the beginning of the story and giving their story a title about the photograph. The photo with it



FALL writing & words

Fall Story Responses

Easy prep: Print off the 'Brown Bear, Brown Bear' sequencing booklets, cut in half, and staple. Read the book by Eric Carle and discuss the order of events.

Lesson Idea: A great lesson for teaching your students about sequencing. They can write out what happens on each page and color the picture. After completing the books, have your students read and act out their stories in small groups.

Other ways to use

this: The story response graphic organizers are great at checking reading comprehension. Have your students complete independently or as a class after a read aloud.

