

Consonant DIGRAPHS phonics mats

20+ Pages
of Activities

Decodable,
Comprehension
Passages

Digraph
Recognition
and Distinction

Engaging
Phonics
Activities

No-Prep &
Versatile

Name: _____

Date: _____

Chad and Chuck

Read or listen to the passage 3 times.
Color in a shape each time.

Chad is a chimp. He likes to fun
fast with Chuck the **ching**. Chad
and Chuck run to the bench. Chad
is the **chump**. Chad hits his chest
and chants. Chad and Chuck rest
and **chat** on the bench. Chad and
Chuck eat chips.



Make a Connection

Draw a picture about what the story reminds you of.



Answer the Question

Read the questions and check off the correct answers.

1. Chad hits his _____ and chants.
 chin chat chest
2. Chad and Chuck eat _____.
 chops chips chips

Story Details

Highlight or circle 3 words that start with ch in the story. Draw a picture for each.



phonics mats

Consonant Digraphs Comprehension



3 Levels of fluency pages and follow-up comprehension questions and activities to complete.



Repeated readings to work on fluency.

Practice writing and reading words with digraphs.

Name: _____ **Date:** _____

Beginning Sounds
Look at each picture and fill in the missing digraph sound.

 
_ip _imp


 
_in _at

Read It
Read the sentences 3 times. Color in a number each time.

1. We had chips at lunch.
2. I see the big chimp.
3. This is my chin.
4. We sit and I chat with him.

1 2 3

Illustrate The Sentence
Draw a picture to match one of the sentences.



Answer the Question
Read the questions and check off the correct answers.





1. I see the big _____.
 chimp chin champ
2. We sit and I _____ with him.
 chant chip chat

© 2011 - Proud To Be Primary • Proud To Be Primary www.proudtobeprimary.com

Name: _____ **Date:** _____

Chad the Chimp
Read or listen to the passage 3 times. Color in a shape each time.

Chad the Chimp likes chips. Chad will chant and hit his chest for chips. Chad chops the chips and gets it on his chin.

Illustrate the Story
Draw a picture to match the story.

Answer the Question
Read the questions and check off the correct answers.

1. Chad the _____ likes chips.
 champ Chimp chant
2. Chad gets chips on his _____.
 chest chin chip

Story Details
Highlight or circle 3 words that start with **ch** in the story. Draw a picture for each.

1 2 3





© 2011 - Proud To Be Primary • Proud To Be Primary www.proudtobeprimary.com

Comprehension checks at every level.


Name: _____ **Date:** _____

Chad and Chuck
Read or listen to the passage 3 times. Color in a shape each time.

Chad is a chimp. He likes to run fast with Chuck the chimp. Chad and Chuck run to the bench. Chad is the champ. Chad hits his chest and chants. Chad and Chuck rest and chat on the bench. Chad and Chuck eat chips.

Make a Connection
Draw a picture about what the story reminds you of.



Answer the Question
Read the questions and check off the correct answers.

1. Chad hits his _____ and chants.
 chin chat chest
2. Chad and Chuck eat _____.
 chops chips chaps

Story Details
Highlight or circle 3 words that start with **ch** in the story. Draw a picture for each.

1 2 3

© 2011 - Proud To Be Primary • Proud To Be Primary www.proudtobeprimary.com

Various tasks to check for understanding.

phonics mats

Consonant Digraphs Activities – Type #1

Students practice recognizing, producing, and writing consonant blends.

Work on sentence writing.

Name: _____ Date: _____

Write A Sentence

Fill in the digraph to make the words. Then, write a sentence using the words.



□ e □ □ □



□ a r k □ □

Spell It Out

Look at each picture. Fill in the beginning digraph to spell each word.



□ e e □ □ □



□ a i n □ □



□ u m b □ □

Map and Write

Tap out the sounds and blend to read the word. Rewrite the word in the boxes and on the line.

ship

□ □ □ □

chat

□ □ □ □

thin

□ □ □ □

Work on fine motor skills while printing letters.

Produce and distinguish between digraph sounds.

phonics mats

Consonant Digraphs Activities – Type #2

Students practice recognizing, producing, and writing consonant blends.

Listening for specific blend sounds.

Time: _____ **Date:** _____

Picture Search

Touch the digraph and say its sound. Find 4 pictures that start with the digraph.

th-

Tap, Read, Match

Tap and read each word. Then, draw a line to the picture that matches.

chip
chin
champ

Look and Write

Look at the picture. Say the sounds in the word. Fill in the sounds for the word.

Practice spelling words with digraphs.

Practice reading and blending words with digraphs.

phonics mats

Consonant Digraphs Activities – Type #3

Students practice recognizing, producing, and writing consonant blends.


Work on handwriting with rainbow writing.

Name: _____ Date: _____


Rainbow Write

Use different colors to trace the words. Read them each 3 times.

whisk

___ale 

___ick 

___orn 

___eep 





chap

shop

them

Fill and Find

Fill in the missing digraph for each word. Then, look in the table and circle or highlight the words.

___ale 	c	w	h	e	c	t
___ick 	a	h	d	h	t	h
___orn 	d	a	i	t	f	o
___eep 	g	l	h	c	h	r
	c	e	q	s	k	n
	s	h	e	e	p	h

Which Doesn't Belong?

Touch the digraph, say its sound, and write it: Then, say each picture. Cross out the picture that does NOT have that digraph at the beginning.

wh- _____



© 200 - Present, Elyse Rycroft - Proud To Be Primary

www.proudtobeprimary.com

Practice isolating and distinguishing between digraph sounds.

Proud to Be Primary

Write, recognize, and find words.

phonics mats





Consonant Digraphs Activities – Type #4

Students practice recognizing, producing, and writing consonant blends.

Name: _____ **Date:** _____




This or That

Say the picture in the middle. Circle the digraph on the left or right that you hear at the beginning.

wh		ch
th		sh
ch		wh
th		sh



Match It Up!

First, draw a line to match the picture to the beginning digraph. Then, draw a line to the word and fill in the missing digraph.

	wh	__rub
	sh	__ink
	th	__isk

Listen and Write

Say each picture and write the digraph you hear at the beginning. Then, write another word (real or nonsense) that starts with that digraph.

	_____	_____
	-----	-----
	_____	_____
	_____	_____
	-----	-----
	_____	_____

Practice isolating digraph sounds.

Opportunities to isolate then write digraph sounds.

phonics mats

Consonant Digraphs Activities – Type #5

Students practice recognizing, producing, and writing short vowel sounds.


Fun, engaging coloring activity.

Name: _____


Date: _____

Color By The Digraph

Color the picture according to the code (beginning digraph).



sh-
ch-
wh-
th-



Students listen to, isolate, and differentiate between different consonant digraph sounds.

Digital phonics mats

Proud to Be Primary

Name: _____ **Date:** _____

Rainbow Write
Trace the words. Read them each 3 times.


whisk


chap


shop


them

Fill and Find
Fill in the missing digraph for each word.
Then, look in the table and move the squares to cover the words.

ale 

ick 




orn 

eep 

c	w	h	e	c	t
a	h	d	h	t	h
d	a	i	t	f	o
g	l	h	c	h	r
c	e	q	s	k	n
s	h	e	e	p	h

Which Doesn't Belong?
Touch the digraph, say its sound, and write it. Then, say each picture. Put an X on the picture that does NOT have that digraph at the beginning.

wh- _____

© 2013 - Present, Elyse Bycroft - Proud To Be Primary www.proudtobepimary.com

A link and instructions are provided to make a copy of a Google Slides™ document that you can use with your students.



Use **phonics mats** for...

- ♥ Independent reading
- ♥ Small group instruction
- ♥ Fast finishers
- ♥ Reader's Workshop
- ♥ Morning work
- ♥ Assessments
- ♥ Literacy centers
- ♥ Sub-plans
- ♥ Home practice

Why You Need

phonics mats

- Phonics Mats are aligned to the Science of Reading and Common Core Standards (Reading Foundational Skills, K-1)
- Phonics mats help build reading fluency through repeated reading and provide digraph production and recognition practice.
- Help students build reading comprehension skills with follow-up questions and activities for each decodable passage.
- 20+ engaging phonics mats to provide variety and keep interest high!



- Save time as your phonics & consonant digraph activities are ready for you!
- This no-prep, versatile resource is great for independent reading, reader's workshop, small groups, sub-plans, morning work, literacy centers, home practice, and more!

Want a FREE Sample of phonics mats?



Click below to GET A FREE SET OF
phonics MATS FOR FREE!



I'd love for you to try this
resource with your
students to see if they
are a perfect fit for your
students!

[CLICK HERE TO
GRAB YOUR
FREE SAMPLE!](#)


Learn More About TEACHING PHONICS

Find simple and fun ways to teach phonics with hands-on activities and worksheets.

CLICK to learn more!



Literacy Resource Bundles for K-2



Click the images to see the different literacy bundles and resources to help you teach kids to read and spell!